




FTSE/JSE International Benchmark Index



»»» For local investors – a world more connected

No longer a 'global village', our world is rapidly becoming a 'global metropolis'. If it's true that we're all getting more interconnected, more intertwined, who sorts out the spaghetti junction of connections, especially when it comes to transcontinental investment? Strengthened partnerships are called for – enter that between two powerhouse parties, one European, one African. The result? FTSE/JSE International Benchmark Index

The FTSE/JSE International Benchmark Index has been specifically designed with domestic pension funds and fund managers in mind, and has been created by the JSE in collaboration with our international index partner, FTSE Group. The new benchmark will provide domestic investors with pure exposure to international markets by excluding all South African-listed companies that are dual listed outside of the domestic market, such as Anglo American and BHP Billiton.

The new FTSE/JSE International Benchmark Index is ideally positioned to allow pension funds and other asset owners to invest in the global market without concern of any overlap with their domestic investment strategies. Based on the FTSE Developed Index, the index is made up of both large and mid cap companies from the developed markets portion of the FTSE Global Equity Index Series. FTSE's unique methodology means that the constituents are liquid, tradable and of a relevant market size, whilst the free float adjustment ensures that only the investable opportunity set is included within the index.

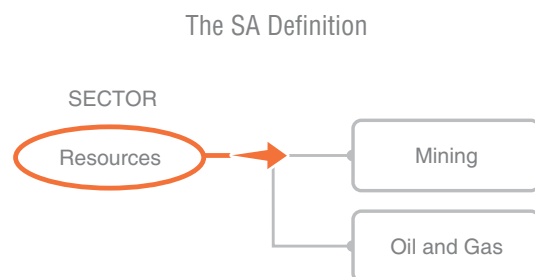
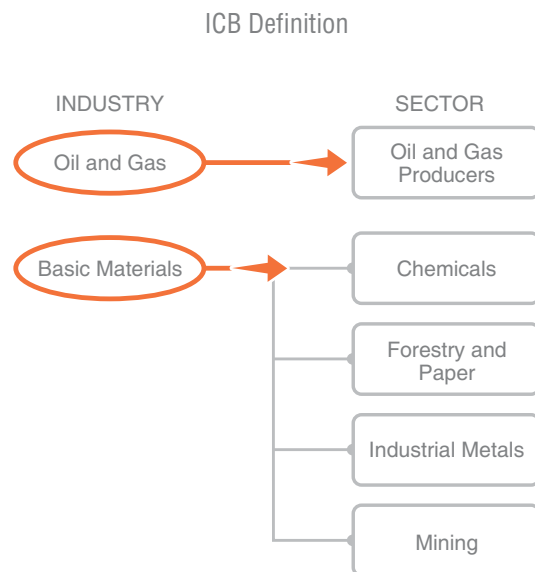
The indices – wired for flexibility

This offering will consist of four indices, the headline FTSE/JSE International Benchmark Index, and three sector indices, namely the Financials, Resources and Industrials.

- » **FTSE/JSE International Benchmark Index (J240)**
- » **FTSE/JSE International Benchmark Index – Resources (J241)** Includes stocks which are classified in Oil & Gas (0001) & Basic Materials (1000) under the Industry Classification Benchmark (ICB)
- » **FTSE/JSE International Benchmark Index – Financials (J242)** Includes stocks which are classified in Financials (8000) under ICB.
- » **FTSE/JSE International Benchmark Index – Industrials (J243)** Consisting of all remaining stocks in the FTSE/JSE International Benchmark that are not in the Resources (J241) and Financials (J242) Indices.

The sectors – defining the framework

Under the SA sector definition, Mining and Oil & Gas are combined under a Resources sector. However, as the FTSE/JSE International Benchmark Index is derived from the FTSE Global Equity Index Series, the index is calculated in accordance with the Industry Classification Benchmark (ICB), a global standard developed by FTSE in partnership with Dow Jones Indexes. For instance, according to the ICB, Mining is a complete sector which falls under the Basic Materials industry, and Oil and Gas is an industry on its own. However, according to this definition, the Resources sector combines the Oil and Gas Industry with the Mining sector as illustrated in the diagram below:





Tracking your index

The FTSE/JSE International Benchmark indices will be reviewed in line with the FTSE Global Equity Index Series. Any changes implemented to the FTSE Global Equity Index Series will be reflected in the FTSE/JSE International Benchmark Index and the three sector indices.

This headline index will be useful to set mandates, and provide a yardstick for the performance of the world outside South Africa. The index follows the familiar FTSE/JSE rules for index construction, thus making it easy for local professionals to understand and track. The indices will be calculated on an end-of-day basis in Rand and US dollar as an alternate currency. Support for the index is provided locally by the JSE, making help and accessibility only a phone call away.

Daily data services – useful links in the chain

The following data product files are included in the FTSE/JSE International Benchmark Index package:

Valuation Data Service – This service provides subscribers with a daily closing file containing index-level data. It includes items such as the end-of-day capital return and total return index value, the index code, index market capitalisation and constituent numbers. The file also contains information on the XD Adjustment (the ex dividend adjustment for the day) as well as the XD adjustment for the year to date, along with the actual dividend yield of the constituents in the index.

Constituent Data Service – This service provides subscribers with a daily end-of-day file which contains a full list of index constituents (companies in the index). This data includes (amongst other items) the constituent name and other constituent identifiers such as the ISIN and Exchange Code, the closing price, the total market capitalisation, the investable market capitalisation (the total market cap adjusted for free float and liquidity), the number of shares in issue and the percentage weight of the constituent in the index.

Open Constituent Data Service – Similar to the Constituent Data Service, this service provides subscribers with constituent-level information, but is the next day's market open position, i.e. constituent product adjusted for the corporate action changes that were implemented at close of business contained in the tracker service. This service is designed to give index tracker fund managers a clear picture of their portfolio at the beginning of the trading day.

Tracker Data Service – This service provides a daily file, produced and disseminated after market close, highlighting corporate actions and company constituent changes that will be implemented that evening, effective for open the following trading day. The service is designed to give users forward notice of corporate events, index changes and index reviews, allowing them to plan for and implement any changes to their own investment products in a timely fashion. The file is split into three sections.

First section – Index Level Data, contains index changes to the number of constituents in the index, or market capitalisation of the index, as well as the previous day's index divisor, the new divisor for the current trading day, and the XD adjustment figure.

Second section – Stock Level Data, contains changes to the industry classification of the stock, the closing shares in issue and the new shares in issue, the closing investability weighting used in the index calculation and the % of shares in issue included in the index calculation (determined either by free float rule or share capping). There is also an indication of whether a secondary line related to the company has been included in the calculation, and further amendment notes to give details of any housekeeping changes such as changes to the constituent name, a constituent addition or deletion, a change to the SEDOL or CUSIP code or EPIC change. Corporate actions such as capital repayments, capitalisation issues, rights issues, subdivision, complex corporate actions, consolidations and share changes will also be detailed in notes for the service user.

Third section – Dividend Information at Constituent Level, contains the ex-dividend date, the dividend



amount, the ISO currency code for dividend payment, the XD adjusted values, and a FTSE dividend code to indicate the type of dividend issued (e.g. final dividend, interim dividend, special dividend).

Five-Day Tracker Service – This service provides users with a rolling five-day preview of upcoming corporate actions and company constituent changes. It includes constituent changes such as name change, sedol change, investability weight change and corporate actions such as capital repayment, rights issue and share changes.

FTSE/JSE International Benchmark Index
Price Performance (Rand)



FTSE/JSE International Benchmark Index: Top 10 Constituents

Rank	Security	Country	Net Mkt Cap (Rbn)	Index weight (%)
1	Exxon Mobil Corporation	USA	3,406	1.62
2	General Electric	USA	2,842	1.35
3	Microsoft Corp	USA	1,970	0.94
4	AT&T	USA	1,715	0.82
5	Citigroup	USA	1,625	0.77
6	BP	UK	1,602	0.76
7	HSBC Hldgs	UK	1,544	0.74
8	Bank of America	USA	1,502	0.72
9	Procter & Gamble	USA	1,395	0.66
10	Total	France	1,355	0.65
Total			18,957	9.03

FTSE/JSE International Benchmark Index

ICB Code	Supersector	No Cons	Index weight (%)
500	Oil & Gas	81	9.43
1300	Chemicals	71	2.40
1700	Basic Resources	69	3.09
2300	Construction & Materials	60	1.47
2700	Industrial Goods & Services	284	10.98
3300	Automobiles & Parts	50	2.48
3500	Food & Beverage	90	3.76
3700	Personal & Household Goods	114	4.57
4500	Health Care	124	8.39
5300	Retail	119	4.49
5500	Media	96	2.86
5700	Travel & Leisure	86	1.86
6500	Telecommunications	55	4.72
7500	Utilities	96	4.57
8300	Banks	172	14.41
8500	Insurance	90	5.60
8700	Financial Services	210	6.00
9500	Technology	140	8.93
Total		2007	100.00

SOURCE: FTSE Group, data as at July 31, 2007

»» Tel: +27 11 520 7000
Email: infoproductsales@jse.co.za
www.jse.co.za

