



Hidden Order Statistic Report

Hidden Order Consideration

Hidden Order and Resultant Trade Statistics as at

Monthly Hidden Order Consideration Per Segment (ZAR)

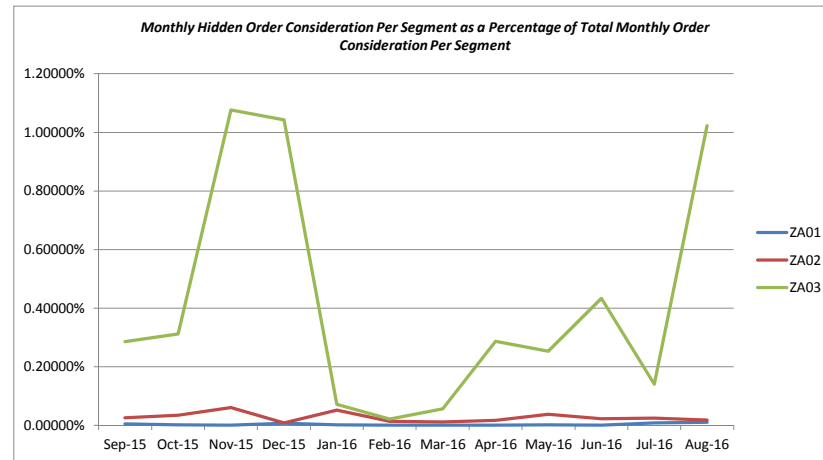
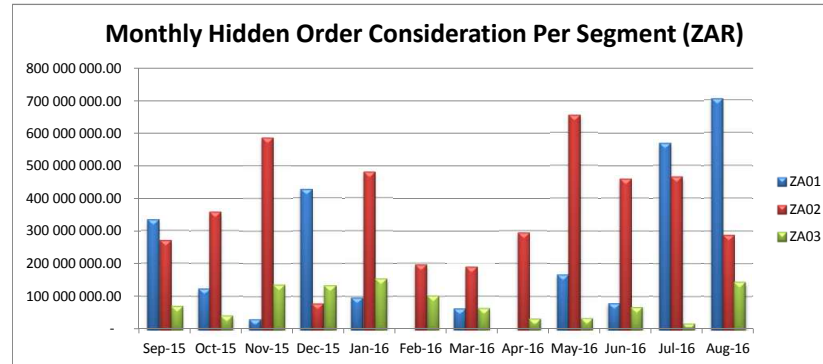
| Month | ZA01 | ZA02 | ZA03 |
|--------------|-------------------------|-------------------------|-------------------------|
| Sep-15 | 334 202 000.00 | 271 471 651.47 | 71 677 972.48 |
| Oct-15 | 124 859 157.85 | 357 218 279.58 | 42 354 244.70 |
| Nov-15 | 31 941 000.00 | 586 533 124.24 | 137 576 693.75 |
| Dec-15 | 427 094 900.00 | 78 973 748.92 | 134 649 138.95 |
| Jan-16 | 96 905 000.00 | 479 242 480.00 | 154 943 650.00 |
| Feb-16 | - | 197 510 900.00 | 102 677 310.14 |
| Mar-16 | 63 840 000.00 | 188 897 850.00 | 64 249 569.66 |
| Apr-16 | - | 294 368 037.58 | 33 181 367.00 |
| May-16 | 167 971 000.00 | 654 883 400.00 | 35 283 914.05 |
| Jun-16 | 80 465 000.00 | 459 686 520.60 | 68 569 585.00 |
| Jul-16 | 569 257 000.00 | 466 421 849.17 | 17 903 397.75 |
| Aug-16 | 704 627 300.00 | 288 629 584.87 | 144 803 627.37 |
| Total | 2 601 162 357.85 | 4 323 837 426.43 | 1 007 870 470.85 |

Monthly Total Order Consideration Per Segment (ZAR)

| Month | ZA01 | ZA02 | ZA03 |
|--------------|------------------------------|------------------------------|---------------------------|
| Sep-15 | 7 629 395 778 239.20 | 1 075 876 158 674.55 | 25 086 145 941.87 |
| Oct-15 | 8 253 611 393 276.91 | 1 044 811 039 263.89 | 13 584 792 483.70 |
| Nov-15 | 6 500 854 919 209.83 | 959 164 478 607.34 | 12 782 697 156.93 |
| Dec-15 | 5 732 982 060 403.17 | 945 505 893 535.40 | 12 916 239 903.17 |
| Jan-16 | 6 777 731 598 500.31 | 918 208 328 143.73 | 217 571 396 693.61 |
| Feb-16 | 7 157 508 487 394.22 | 1 432 225 444 046.51 | 480 444 746 609.19 |
| Mar-16 | 7 165 410 321 874.67 | 1 645 560 476 375.79 | 115 291 337 304.59 |
| Apr-16 | 7 474 602 460 893.87 | 1 742 396 015 492.78 | 11 558 457 556.66 |
| May-16 | 7 975 322 531 441.17 | 1 715 670 749 605.08 | 13 956 867 230.18 |
| Jun-16 | 8 226 391 332 437.07 | 2 088 240 274 563.49 | 15 822 936 387.87 |
| Jul-16 | 6 702 409 961 328.01 | 1 924 773 007 133.43 | 12 726 914 749.17 |
| Aug-16 | 6 722 681 271 347.21 | 1 613 008 346 305.32 | 14 159 247 856.55 |
| Total | 86 318 902 116 345.60 | 17 105 440 211 747.30 | 945 901 779 873.49 |

Monthly Hidden Order Consideration Per Segment as a Percentage of Total Monthly Order Consideration Per Segment

| Month | ZA01 | ZA02 | ZA03 |
|--------------|----------|----------|----------|
| Sep-15 | 0.00438% | 0.02523% | 0.28573% |
| Oct-15 | 0.00151% | 0.03419% | 0.31178% |
| Nov-15 | 0.00049% | 0.06115% | 1.07627% |
| Dec-15 | 0.00745% | 0.00835% | 1.04248% |
| Jan-16 | 0.00143% | 0.05219% | 0.07122% |
| Feb-16 | 0.00000% | 0.01379% | 0.02137% |
| Mar-16 | 0.00089% | 0.01148% | 0.05573% |
| Apr-16 | 0.00000% | 0.01689% | 0.28707% |
| May-16 | 0.00211% | 0.03817% | 0.25281% |
| Jun-16 | 0.00098% | 0.02201% | 0.43336% |
| Jul-16 | 0.00849% | 0.02423% | 0.14067% |
| Aug-16 | 0.01048% | 0.01789% | 1.02268% |
| Total | | | |



Hidden Order Volume

Monthly Hidden Order Volume Per Segment (ZAR)

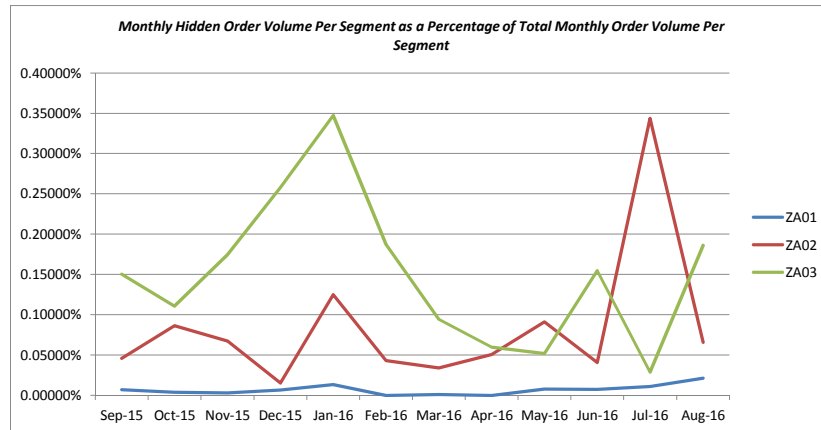
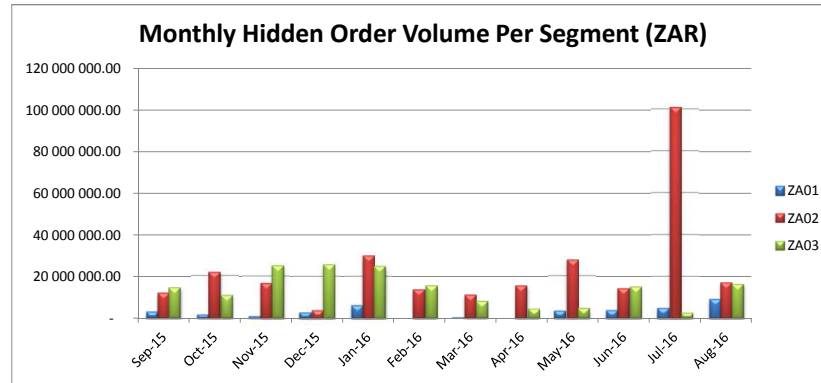
| Month | ZA01 | ZA02 | ZA03 |
|--------------|----------------------|-----------------------|-----------------------|
| Sep-15 | 3 220 000.00 | 11 958 717.00 | 14 453 248.00 |
| Oct-15 | 1 850 365.00 | 21 840 384.00 | 10 976 221.00 |
| Nov-15 | 1 300 000.00 | 16 827 115.00 | 25 037 505.00 |
| Dec-15 | 2 911 000.00 | 3 945 977.00 | 25 908 659.00 |
| Jan-16 | 6 300 000.00 | 29 977 000.00 | 24 955 000.00 |
| Feb-16 | - | 13 664 008.00 | 15 509 207.00 |
| Mar-16 | 560 000.00 | 10 927 000.00 | 7 994 082.00 |
| Apr-16 | - | 15 582 018.00 | 4 684 897.00 |
| May-16 | 3 700 000.00 | 27 715 000.00 | 4 870 267.00 |
| Jun-16 | 4 000 000.00 | 14 405 813.00 | 15 096 990.00 |
| Jul-16 | 5 065 000.00 | 101 069 970.00 | 2 719 913.00 |
| Aug-16 | 9 317 000.00 | 17 070 696.00 | 16 365 449.00 |
| Total | 38 223 365.00 | 284 983 698.00 | 168 571 438.00 |

Monthly Total Order Volume Per Segment (ZAR)

| Month | ZA01 | ZA02 | ZA03 |
|--------------|---------------------------|---------------------------|---------------------------|
| Sep-15 | 45 026 620 438.00 | 26 106 430 382.00 | 9 613 020 241.00 |
| Oct-15 | 47 828 699 105.00 | 25 240 551 454.00 | 9 926 656 374.00 |
| Nov-15 | 41 272 296 637.00 | 24 966 401 917.00 | 14 356 073 430.00 |
| Dec-15 | 43 402 143 442.00 | 26 015 823 741.00 | 10 038 221 380.00 |
| Jan-16 | 47 514 720 984.00 | 23 992 840 356.00 | 7 184 044 733.00 |
| Feb-16 | 50 536 835 219.00 | 31 553 298 371.00 | 8 289 784 810.00 |
| Mar-16 | 48 470 612 252.00 | 32 042 912 867.00 | 8 463 401 892.00 |
| Apr-16 | 44 710 801 205.00 | 30 767 088 917.00 | 7 816 189 012.00 |
| May-16 | 48 601 887 303.00 | 30 354 316 947.00 | 9 394 822 350.00 |
| Jun-16 | 54 505 831 144.00 | 35 248 559 390.00 | 9 770 004 107.00 |
| Jul-16 | 46 214 343 470.00 | 29 415 801 677.00 | 9 464 577 206.00 |
| Aug-16 | 43 569 241 034.00 | 25 937 566 151.00 | 8 792 877 556.00 |
| Total | 561 653 932 233.00 | 341 641 592 170.00 | 113 109 673 091.00 |

Monthly Hidden Order Volume Per Segment as a Percentage of Total Monthly Order Volume Per Segment

| Month | ZA01 | ZA02 | ZA03 |
|--------|----------|----------|----------|
| Sep-15 | 0.00715% | 0.04581% | 0.15035% |
| Oct-15 | 0.00387% | 0.08653% | 0.11057% |
| Nov-15 | 0.00315% | 0.06740% | 0.17440% |
| Dec-15 | 0.00671% | 0.01517% | 0.25810% |
| Jan-16 | 0.01326% | 0.12494% | 0.34737% |
| Feb-16 | 0.00000% | 0.04330% | 0.18709% |
| Mar-16 | 0.00116% | 0.03410% | 0.09445% |
| Apr-16 | 0.00000% | 0.05065% | 0.05994% |
| May-16 | 0.00761% | 0.09130% | 0.05184% |
| Jun-16 | 0.00734% | 0.04087% | 0.15452% |
| Jul-16 | 0.01096% | 0.34359% | 0.02874% |
| Aug-16 | 0.02138% | 0.06581% | 0.18612% |



Hidden Order Trade Consideration

Monthly Hidden Order Trade Consideration Per Segment (ZAR)

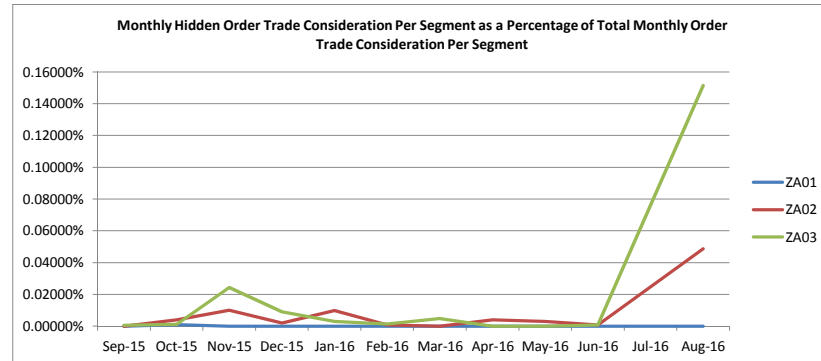
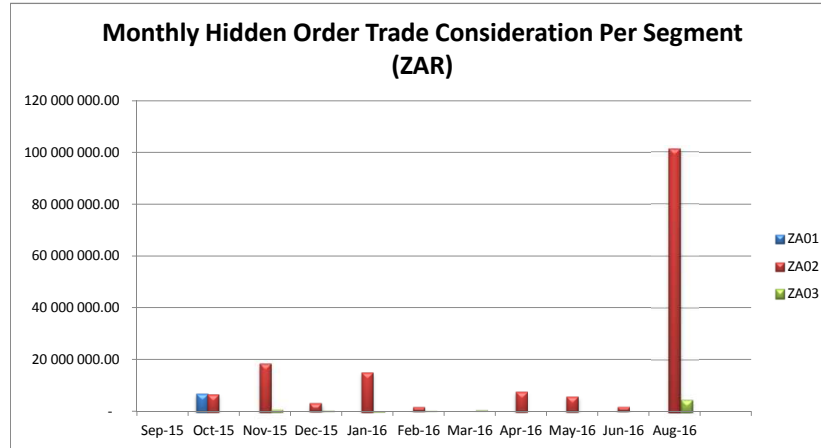
| Month | ZA01 | ZA02 | ZA03 |
|--------------|---------------------|-----------------------|---------------------|
| Sep-15 | - | - | 18 510.33 |
| Oct-15 | 6 652 200.39 | 6 311 672.70 | 42 824.70 |
| Nov-15 | - | 18 059 746.98 | 860 125.12 |
| Dec-15 | - | 2 876 535.84 | 295 222.40 |
| Jan-16 | - | 14 631 480.02 | 367 607.60 |
| Feb-16 | - | 1 364 055.03 | 183 836.50 |
| Mar-16 | - | 16 450.00 | 296 981.80 |
| Apr-16 | - | 7 202 202.50 | - |
| May-16 | - | 5 493 097.75 | - |
| Jun-16 | - | 1 526 980.00 | 22 608.00 |
| Aug-16 | - | 101 438 117.43 | 4 777 566.14 |
| Total | 6 652 200.39 | 158 920 338.25 | 6 865 282.59 |

Monthly Total Order Trade Consideration Per Segment (ZAR)

| Month | ZA01 | ZA02 | ZA03 |
|--------------|--------------------|--------------------|-------------------|
| Sep-15 | 717 727 971 643.80 | 159 924 979 197.62 | 3 940 273 731.30 |
| Oct-15 | 667 966 407 963.90 | 155 490 340 390.80 | 3 520 175 813.86 |
| Nov-15 | 556 486 687 919.80 | 179 052 650 046.28 | 3 535 257 360.84 |
| Dec-15 | 732 254 857 474.48 | 146 325 169 257.20 | 3 258 533 493.78 |
| Jan-16 | 693 088 583 183.80 | 150 624 672 378.54 | 12 136 005 099.58 |
| Feb-16 | 736 484 252 449.88 | 196 117 908 144.46 | 14 464 255 094.40 |
| Mar-16 | 801 975 209 120.76 | 203 200 027 065.70 | 6 179 835 424.28 |
| Apr-16 | 646 007 104 744.04 | 177 719 311 908.84 | 2 749 319 791.78 |
| May-16 | 732 198 887 954.08 | 182 431 289 476.18 | 2 822 283 968.68 |
| Jun-16 | 825 402 536 368.34 | 201 283 955 304.70 | 3 521 926 098.82 |
| Aug-16 | 720 624 581 823.86 | 208 140 771 475.54 | 3 154 839 313.00 |
| Total | - | - | - |

Monthly Hidden Order Trade Consideration Per Segment as a Percentage of Total Monthly Order Trade

| Month | ZA01 | ZA02 | ZA03 |
|--------|----------|----------|----------|
| Sep-15 | 0.00000% | 0.00000% | 0.00047% |
| Oct-15 | 0.00100% | 0.00406% | 0.00122% |
| Nov-15 | 0.00000% | 0.01009% | 0.02433% |
| Dec-15 | 0.00000% | 0.00197% | 0.00906% |
| Jan-16 | 0.00000% | 0.00971% | 0.00303% |
| Feb-16 | 0.00000% | 0.00070% | 0.00127% |
| Mar-16 | 0.00000% | 0.00001% | 0.00481% |
| Apr-16 | 0.00000% | 0.00405% | 0.00000% |
| May-16 | 0.00000% | 0.00301% | 0.00000% |
| Jun-16 | 0.00000% | 0.00076% | 0.00064% |
| Aug-16 | 0.00000% | 0.04874% | 0.15144% |
| | 0.00000% | 0.00000% | 0.00000% |



Hidden Order Trade Volume

Monthly Hidden Order Trade Volume Per Segment (ZAR)

| Month | ZA01 | ZA02 | ZA03 |
|--------------|------------------|---------------------|-------------------|
| 42248 | - | - | 6 657.00 |
| 42278 | 47 861.00 | 506 857.00 | 1 627.00 |
| 42309 | - | 805 383.00 | 86 796.00 |
| 42339 | - | 550 416.00 | 71 813.00 |
| 42370 | - | 242 601.00 | 10 618.00 |
| 42401 | - | 198 790.00 | 3 549.00 |
| 42430 | - | 1 387.00 | 61 098.00 |
| 42461 | - | 1 088 291.00 | - |
| 42491 | - | 519 431.00 | - |
| 42522 | - | 182 000.00 | 2 880.00 |
| 42583 | - | 4 263 754.00 | 656 926.00 |
| Total | 47 861.00 | 8 358 910.00 | 901 964.00 |

Monthly Total Order Trade Volume Per Segment (ZAR)

| Month | ZA01 | ZA02 | ZA03 |
|--------------|--------------------------|--------------------------|--------------------------|
| 42248 | 5 437 561 582.00 | 4 963 418 132.00 | 942 107 208.00 |
| 42278 | 4 919 608 036.00 | 4 220 887 576.00 | 1 220 591 202.00 |
| 42309 | 4 625 121 898.00 | 5 372 878 446.00 | 3 259 251 948.00 |
| 42339 | 6 716 982 248.00 | 4 902 839 252.00 | 1 294 619 854.00 |
| 42370 | 6 048 613 108.00 | 4 306 806 428.00 | 820 962 118.00 |
| 42401 | 6 366 675 722.00 | 5 251 954 648.00 | 1 243 181 784.00 |
| 42430 | 6 695 857 642.00 | 4 751 414 350.00 | 935 574 016.00 |
| 42461 | 5 013 514 842.00 | 3 924 768 558.00 | 878 704 432.00 |
| 42491 | 5 875 902 406.00 | 3 968 995 170.00 | 935 122 536.00 |
| 42522 | 6 682 801 672.00 | 4 211 794 560.00 | 1 162 813 968.00 |
| 42583 | 5 880 377 480.00 | 4 116 432 216.00 | 965 929 444.00 |
| Total | 64 263 016 636.00 | 49 992 189 336.00 | 13 658 858 510.00 |

Monthly Hidden Order Trade Volume Per Segment as a Percentage of Total Monthly Order Trade Volume Per Segment

| Month | ZA01 | ZA02 | ZA03 |
|-------|----------|----------|----------|
| 42248 | 0.00000% | 0.00000% | 0.00071% |
| 42278 | 0.00097% | 0.01201% | 0.00013% |
| 42309 | 0.00000% | 0.01499% | 0.00266% |
| 42339 | 0.00000% | 0.01123% | 0.00555% |
| 42370 | 0.00000% | 0.00563% | 0.00129% |
| 42401 | 0.00000% | 0.00379% | 0.00029% |
| 42430 | 0.00000% | 0.00003% | 0.00653% |
| 42461 | 0.00000% | 0.02773% | 0.00000% |
| 42491 | 0.00000% | 0.01309% | 0.00000% |
| 42522 | 0.00000% | 0.00432% | 0.00025% |
| 42583 | 0.00000% | 0.10358% | 0.06801% |
| | #DIV/0! | #DIV/0! | #DIV/0! |

