



Hidden Order Statistic Report

Hidden Order Consideration

Hidden Order and Resultant Trade Statistics as at
Monthly Hidden Order Consideration Per Segment (ZAR)

| Month | ZA01 | ZA02 | ZA03 |
|--------------|----------------------|----------------------|--------------------|
| Jan-16 | 96 905 000 | 479 242 480 | 154 943 650 |
| Feb-16 | - | 197 510 900 | 102 677 310 |
| Mar-16 | 63 840 000 | 188 897 850 | 64 249 570 |
| Apr-16 | - | 294 368 038 | 33 181 367 |
| May-16 | 167 971 000 | 654 883 400 | 35 283 914 |
| Jun-16 | 80 465 000 | 459 686 521 | 68 569 585 |
| Jul-16 | 569 257 000 | 466 421 849 | 17 903 398 |
| Aug-16 | 704 627 300 | 288 629 585 | 144 803 627 |
| Sep-16 | 738 079 405 | 247 289 203 | 42 295 318 |
| Oct-16 | 226 526 400 | 100 478 947 | 460 253 |
| Nov-16 | 1 331 027 392 | 647 105 231 | - |
| Dec-16 | 508 267 445 | 529 004 136 | 13 310 000 |
| Total | 4 486 965 941 | 4 553 518 139 | 677 677 992 |

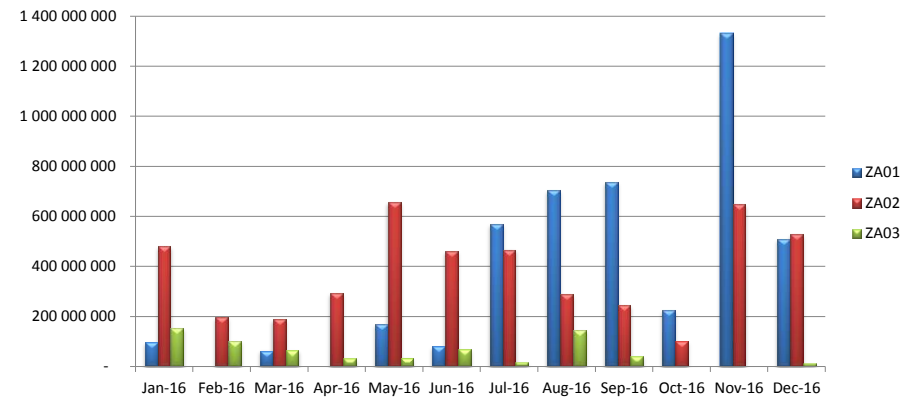
Monthly Total Order Consideration Per Segment (ZAR)

| Month | ZA01 | ZA02 | ZA03 |
|--------------|---------------------------|---------------------------|--------------------------|
| Jan-16 | 6 777 731 598 500 | 918 208 328 144 | 217 571 396 694 |
| Feb-16 | 7 157 508 487 394 | 1 432 225 444 047 | 480 444 746 609 |
| Mar-16 | 7 165 410 321 875 | 1 645 560 476 376 | 115 291 337 305 |
| Apr-16 | 7 474 602 460 894 | 1 742 396 015 493 | 11 558 457 557 |
| May-16 | 7 975 322 531 441 | 1 715 670 749 605 | 13 956 867 230 |
| Jun-16 | 8 226 391 332 437 | 2 088 240 274 563 | 15 822 936 388 |
| Jul-16 | 6 702 409 961 328 | 1 924 773 007 133 | 12 726 914 749 |
| Aug-16 | 6 722 681 271 347 | 1 613 008 346 305 | 14 159 247 857 |
| Sep-16 | 7 206 376 356 708 | 1 869 875 777 527 | 32 360 026 757 |
| Oct-16 | 6 240 462 847 582 | 1 414 020 974 899 | 28 084 851 440 |
| Nov-16 | 7 991 141 800 889 | 1 858 599 081 445 | 69 688 700 285 |
| Dec-16 | 5 314 578 401 553 | 1 365 600 880 543 | 59 208 196 781 |
| Total | 84 954 617 371 949 | 19 588 179 356 079 | 1 070 873 679 651 |

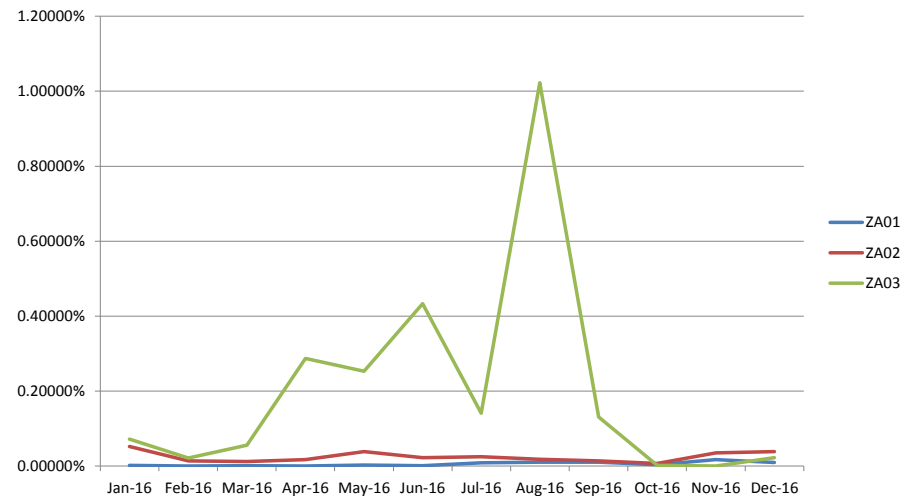
Monthly Hidden Order Consideration Per Segment as a Percentage of Total Monthly Order Consideration Per Segment

| Month | ZA01 | ZA02 | ZA03 |
|--------------|----------|----------|----------|
| Jan-16 | 0.00143% | 0.05219% | 0.07122% |
| Feb-16 | 0.00000% | 0.01379% | 0.02137% |
| Mar-16 | 0.00089% | 0.01148% | 0.05573% |
| Apr-16 | 0.00000% | 0.01689% | 0.28707% |
| May-16 | 0.00211% | 0.03817% | 0.25281% |
| Jun-16 | 0.00098% | 0.02201% | 0.43336% |
| Jul-16 | 0.00849% | 0.02423% | 0.14067% |
| Aug-16 | 0.01048% | 0.01789% | 1.02268% |
| Sep-16 | 0.01024% | 0.01322% | 0.13070% |
| Oct-16 | 0.00363% | 0.00711% | 0.00164% |
| Nov-16 | 0.01666% | 0.03482% | 0.00000% |
| Dec-16 | 0.00956% | 0.03874% | 0.02248% |
| Total | | | |

Monthly Hidden Order Consideration Per Segment (ZAR)



Monthly Hidden Order Consideration Per Segment as a Percentage of Total Monthly Order Consideration Per Segment



Hidden Order Volume

Monthly Hidden Order Volume Per Segment (ZAR)

| Month | ZA01 | ZA02 | ZA03 |
|--------------|-------------------|--------------------|--------------------|
| Jan-16 | 6 300 000 | 29 977 000 | 24 955 000 |
| Feb-16 | - | 13 664 008 | 15 509 207 |
| Mar-16 | 560 000 | 10 927 000 | 7 994 082 |
| Apr-16 | - | 15 582 018 | 4 684 897 |
| May-16 | 3 700 000 | 27 715 000 | 4 870 267 |
| Jun-16 | 4 000 000 | 14 405 813 | 15 096 990 |
| Jul-16 | 5 065 000 | 101 069 970 | 2 719 913 |
| Aug-16 | 9 317 000 | 17 070 696 | 16 365 449 |
| Sep-16 | 3 847 974 | 10 137 973 | 11 290 581 |
| Oct-16 | 3 615 000 | 1 836 969 | 30 032 |
| Nov-16 | 16 194 504 | 8 500 692 | - |
| Dec-16 | 3 941 209 | 7 817 457 | 772 463 |
| Total | 56 540 687 | 258 704 596 | 104 288 881 |

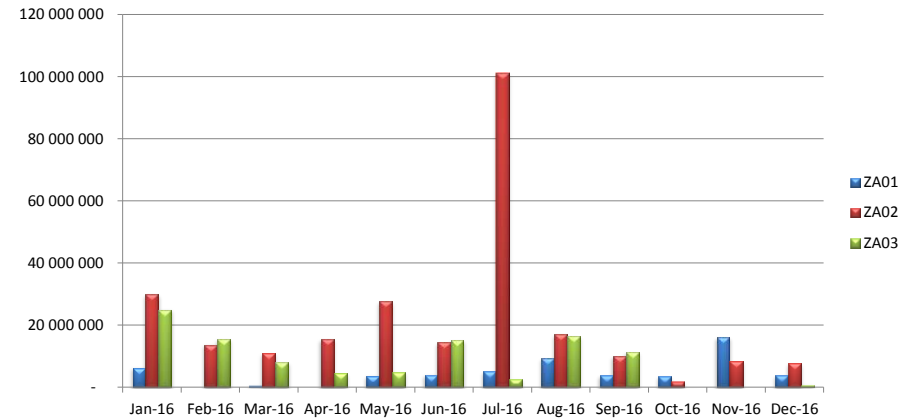
Monthly Total Order Volume Per Segment (ZAR)

| Month | ZA01 | ZA02 | ZA03 |
|--------------|------------------------|------------------------|------------------------|
| Jan-16 | 47 514 720 984 | 23 992 840 356 | 7 184 044 733 |
| Feb-16 | 50 536 835 219 | 31 553 298 371 | 8 289 784 810 |
| Mar-16 | 48 470 512 252 | 32 042 912 867 | 8 463 401 892 |
| Apr-16 | 44 710 801 205 | 30 767 088 917 | 7 816 189 012 |
| May-16 | 48 601 887 303 | 30 354 316 947 | 9 394 822 350 |
| Jun-16 | 54 505 831 144 | 35 248 559 390 | 9 770 004 107 |
| Jul-16 | 46 214 343 470 | 29 415 801 677 | 9 464 577 206 |
| Aug-16 | 43 569 241 034 | 25 937 566 151 | 8 792 877 556 |
| Sep-16 | 52 862 027 516 | 30 985 314 209 | 9 672 999 302 |
| Oct-16 | 49 156 062 930 | 23 395 907 677 | 8 578 370 796 |
| Nov-16 | 65 917 912 987 | 29 220 489 014 | 9 366 082 440 |
| Dec-16 | 42 943 530 227 | 20 710 939 447 | 7 091 008 899 |
| Total | 595 003 706 271 | 343 625 035 023 | 103 884 163 103 |

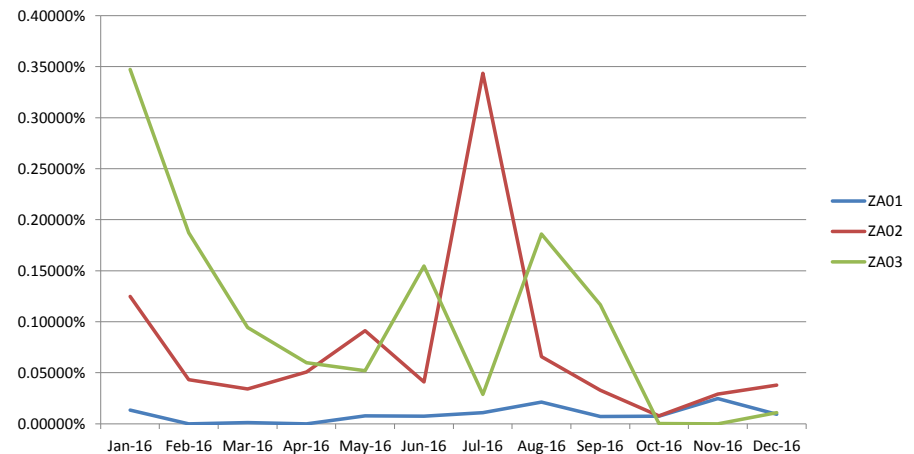
Monthly Hidden Order Volume Per Segment as a Percentage of Total Monthly Order Volume Per Segment

| Month | ZA01 | ZA02 | ZA03 |
|--------|----------|----------|----------|
| Jan-16 | 0.01326% | 0.12494% | 0.34737% |
| Feb-16 | 0.00000% | 0.04330% | 0.18709% |
| Mar-16 | 0.00116% | 0.03410% | 0.09445% |
| Apr-16 | 0.00000% | 0.05065% | 0.05994% |
| May-16 | 0.00761% | 0.09130% | 0.05184% |
| Jun-16 | 0.00734% | 0.04087% | 0.15452% |
| Jul-16 | 0.01096% | 0.34359% | 0.02874% |
| Aug-16 | 0.02138% | 0.06581% | 0.18612% |
| Sep-16 | 0.00728% | 0.03272% | 0.11672% |
| Oct-16 | 0.00735% | 0.00785% | 0.00035% |
| Nov-16 | 0.02457% | 0.02909% | 0.00000% |
| Dec-16 | 0.00918% | 0.03775% | 0.01089% |

Monthly Hidden Order Volume Per Segment (ZAR)



Monthly Hidden Order Volume Per Segment as a Percentage of Total Monthly Order Volume Per Segment



Hidden Order Trade Consideration

Monthly Hidden Order Trade Consideration Per Segment (ZAR)

| Month | ZA01 | ZA02 | ZA03 |
|--------------|------|--------------------|------------------|
| Jan-16 | - | 14 631 480 | 367 608 |
| Feb-16 | - | 1 364 055 | 183 837 |
| Mar-16 | - | 16 450 | 296 982 |
| Apr-16 | - | 7 202 203 | - |
| May-16 | - | 5 493 098 | - |
| Jun-16 | - | 1 526 980 | 22 608 |
| Aug-16 | - | 101 438 117 | 4 777 566 |
| Sep-16 | - | - | 1 397 324 |
| Oct-16 | - | - | - |
| Nov-16 | - | 3 880 000 | - |
| Dec-16 | - | - | - |
| Total | - | 135 552 383 | 7 045 924 |

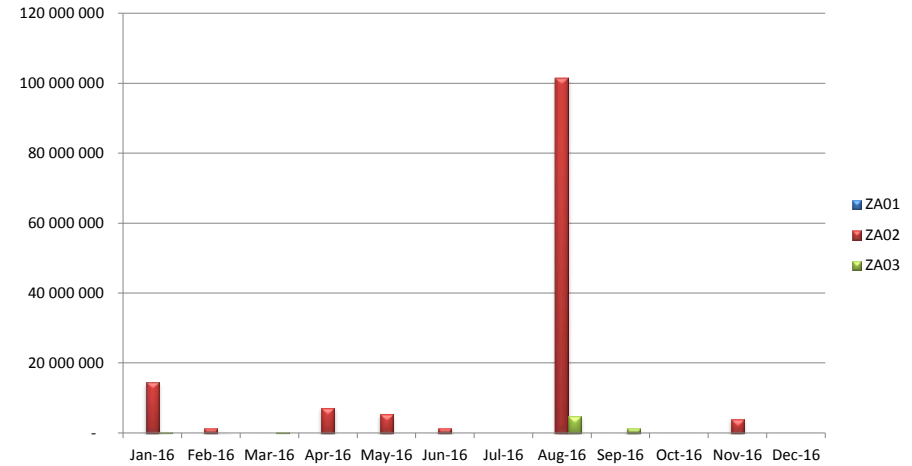
Monthly Total Order Trade Consideration Per Segment (ZAR)

| Month | ZA01 | ZA02 | ZA03 |
|--------------|-----------------|-----------------|----------------|
| Jan-16 | 693 088 583 184 | 150 624 672 379 | 12 136 005 100 |
| Feb-16 | 736 484 252 450 | 196 117 908 144 | 14 464 255 094 |
| Mar-16 | 801 975 209 121 | 203 200 027 066 | 6 179 835 424 |
| Apr-16 | 646 007 104 744 | 177 719 311 909 | 2 749 319 792 |
| May-16 | 732 198 887 954 | 182 431 289 476 | 2 822 283 969 |
| Jun-16 | 825 402 536 368 | 201 283 955 305 | 3 521 926 099 |
| Aug-16 | 720 624 581 824 | 208 140 771 476 | 3 154 839 313 |
| Sep-16 | 883 885 237 896 | 220 156 343 420 | 8 192 526 180 |
| Oct-16 | 666 337 419 465 | 162 412 358 510 | 5 561 164 936 |
| Nov-16 | 796 667 579 172 | 194 274 541 251 | 7 703 790 567 |
| Dec-16 | 532 783 839 599 | 149 891 715 957 | 4 460 940 754 |
| Total | - | - | - |

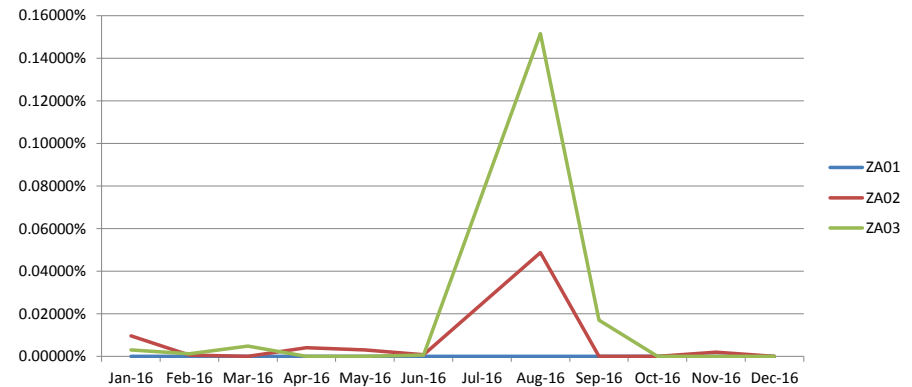
Monthly Hidden Order Trade Consideration Per Segment as a Percentage of Total Monthly Order Trade

| Month | ZA01 | ZA02 | ZA03 |
|--------|----------|----------|----------|
| Jan-16 | 0.00000% | 0.00971% | 0.00303% |
| Feb-16 | 0.00000% | 0.00070% | 0.00127% |
| Mar-16 | 0.00000% | 0.00001% | 0.00481% |
| Apr-16 | 0.00000% | 0.00405% | 0.00000% |
| May-16 | 0.00000% | 0.00301% | 0.00000% |
| Jun-16 | 0.00000% | 0.00076% | 0.00064% |
| Aug-16 | 0.00000% | 0.04874% | 0.15144% |
| Sep-16 | 0.00000% | 0.00000% | 0.01706% |
| Oct-16 | 0.00000% | 0.00000% | 0.00000% |
| Nov-16 | 0.00000% | 0.00200% | 0.00000% |
| Dec-16 | 0.00000% | 0.00000% | 0.00000% |
| | | | |
| | | | |

Monthly Hidden Order Trade Consideration Per Segment (ZAR)



Monthly Hidden Order Trade Consideration Per Segment as a Percentage of Total Monthly Order Trade Consideration Per Segment



Hidden Order Trade Volume

Monthly Hidden Order Trade Volume Per Segment (ZAR)

| Month | ZA01 | ZA02 | ZA03 |
|--------------|------|---------------------|---------------------|
| Jan-16 | - | 242 601 | 10 618 |
| Feb-16 | - | 198 790 | 3 549 |
| Mar-16 | - | 1 387 | 61 098 |
| Apr-16 | - | 1 088 291 | - |
| May-16 | - | 519 431 | - |
| Jun-16 | - | 182 000 | 2 880 |
| Aug-16 | - | 4 263 754 | 656 926 |
| Sep-16 | - | - | 485 182 |
| Oct-16 | - | - | - |
| Nov-16 | - | 250 000 | - |
| Dec-16 | - | - | - |
| Total | - | 6 746 254.00 | 1 220 253.00 |

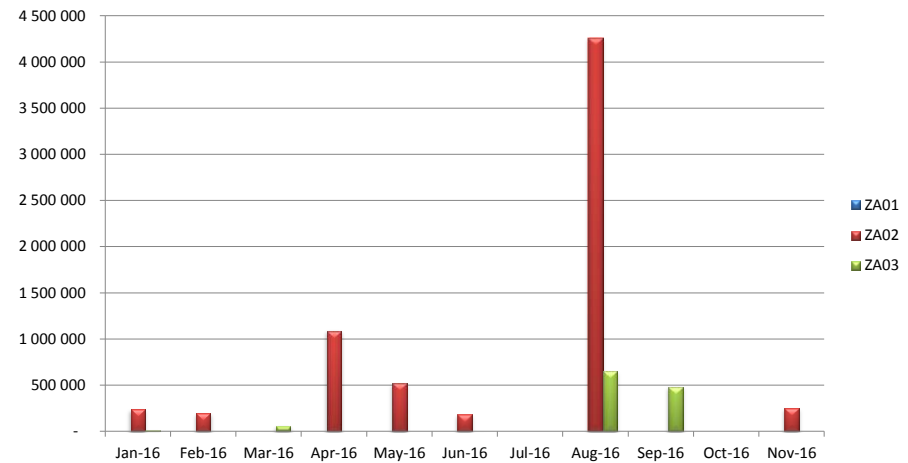
Monthly Total Order Trade Volume Per Segment (ZAR)

| Month | ZA01 | ZA02 | ZA03 |
|--------------|--------------------------|--------------------------|--------------------------|
| Jan-16 | 6 048 613 108 | 4 306 806 428 | 820 962 118 |
| Feb-16 | 6 366 675 722 | 5 251 954 648 | 1 243 181 784 |
| Mar-16 | 6 695 857 642 | 4 751 414 350 | 935 574 016 |
| Apr-16 | 5 013 514 842 | 3 924 768 558 | 878 704 432 |
| May-16 | 5 875 902 406 | 3 968 995 170 | 935 122 536 |
| Jun-16 | 6 682 801 672 | 4 211 794 560 | 1 162 813 968 |
| Aug-16 | 5 880 377 480 | 4 116 432 216 | 965 929 444 |
| Sep-16 | 7 391 351 264 | 4 661 568 886 | 1 386 035 252 |
| Oct-16 | 5 822 231 746 | 3 493 278 116 | 1 137 881 782 |
| Nov-16 | 7 895 859 642 | 3 981 671 588 | 1 080 165 838 |
| Dec-16 | 5 284 185 130 | 3 030 541 708 | 922 917 512 |
| Total | 68 957 370 654.00 | 45 699 226 228.00 | 11 469 288 682.00 |

Monthly Hidden Order Trade Volume Per Segment as a Percentage of Total Monthly Order Trade Volume Per

| Month | ZA01 | ZA02 | ZA03 |
|--------|----------|----------|----------|
| Jan-16 | 0.00000% | 0.00563% | 0.00129% |
| Feb-16 | 0.00000% | 0.00379% | 0.00029% |
| Mar-16 | 0.00000% | 0.00003% | 0.00653% |
| Apr-16 | 0.00000% | 0.02773% | 0.00000% |
| May-16 | 0.00000% | 0.01309% | 0.00000% |
| Jun-16 | 0.00000% | 0.00432% | 0.00025% |
| Aug-16 | 0.00000% | 0.10358% | 0.06801% |
| Sep-16 | 0.00000% | 0.00000% | 0.03501% |
| Oct-16 | 0.00000% | 0.00000% | 0.00000% |
| Nov-16 | 0.00000% | 0.00628% | 0.00000% |
| Dec-16 | 0.00000% | 0.00000% | 0.00000% |

Monthly Hidden Order Trade Volume Per Segment (ZAR)



Monthly Hidden Order Trade Volume Per Segment as a Percentage of Total Monthly Order Trade Volume Per Segment

