

Hidden Order Statistic Report

Hidden Order Consideration



Hidden Order and Resultant Trade Statistics as at

Monthly Hidden Order Consideration Per Segment (ZAR)

Month	ZA01	ZA02	ZA03
Mar-16	63 840 000	188 897 850	64 249 570
Apr-16	-	294 368 038	33 181 367
May-16	167 971 000	654 883 400	35 283 914
Jun-16	80 465 000	459 686 521	68 569 585
Jul-16	569 257 000	466 421 849	17 903 398
Aug-16	704 627 300	288 629 585	144 803 627
Sep-16	738 079 405	247 289 203	42 295 318
Oct-16	226 526 400	100 478 947	460 253
Nov-16	1 331 027 392	647 105 231	-
Dec-16	508 267 445	529 004 136	13 310 000
Jan-17	170 450 000	-	-
Feb-17	116 815 005	64 972 296	-
Total	4 677 325 946	3 941 737 055	420 057 032

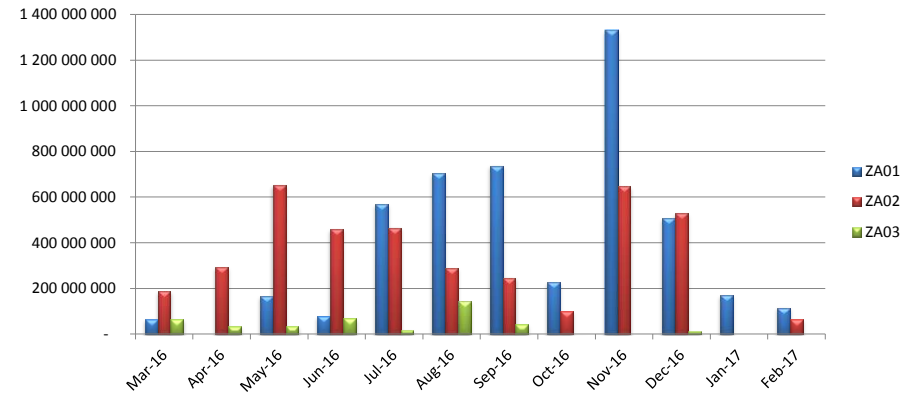
Monthly Total Order Consideration Per Segment (ZAR)

Month	ZA01	ZA02	ZA03
Mar-16	7 165 410 321 875	1 645 560 476 376	115 291 337 305
Apr-16	7 474 602 460 894	1 742 396 015 493	11 558 457 557
May-16	7 975 322 531 441	1 715 670 749 605	13 956 867 230
Jun-16	8 226 391 332 437	2 088 240 274 563	15 822 936 388
Jul-16	6 702 409 961 328	1 924 773 007 133	12 726 914 749
Aug-16	6 722 681 271 347	1 613 008 346 305	14 159 247 857
Sep-16	7 206 376 356 708	1 869 875 777 527	32 360 026 757
Oct-16	6 240 462 847 582	1 414 020 974 899	28 084 851 440
Nov-16	7 991 141 800 889	1 858 599 081 445	69 688 700 285
Dec-16	5 314 578 401 553	1 365 600 880 543	59 208 196 781
Jan-17	6 822 337 321 085	1 435 948 908 658	19 313 331 482
Feb-17	6 361 564 642 684	1 598 822 346 797	16 387 015 276
Total	84 203 279 249 824	20 272 516 839 344	408 557 883 106

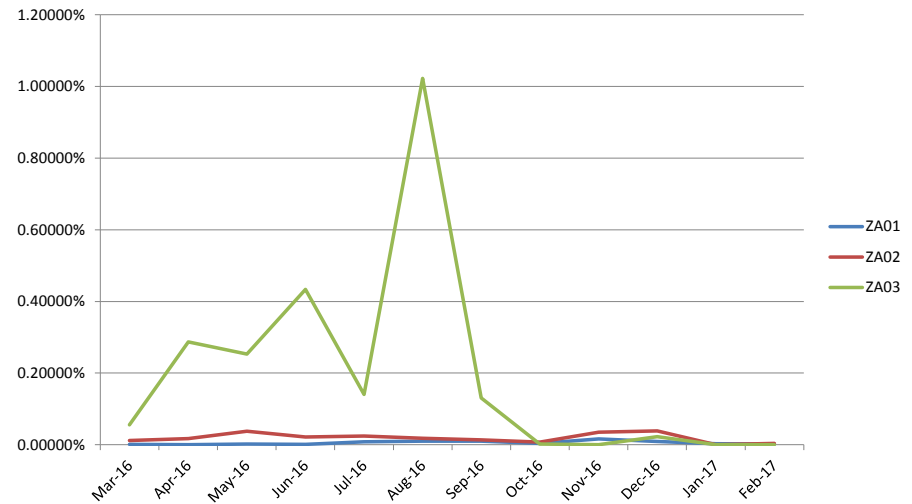
Monthly Hidden Order Consideration Per Segment as a Percentage of Total Monthly Order Consideration Per Segment

Month	ZA01	ZA02	ZA03
Mar-16	0.00089%	0.01148%	0.05573%
Apr-16	0.00000%	0.01689%	0.28707%
May-16	0.00211%	0.03817%	0.25281%
Jun-16	0.00098%	0.02201%	0.43336%
Jul-16	0.00849%	0.02423%	0.14067%
Aug-16	0.01048%	0.01789%	1.02268%
Sep-16	0.01024%	0.01322%	0.13070%
Oct-16	0.00363%	0.00711%	0.00164%
Nov-16	0.01666%	0.03482%	0.00000%
Dec-16	0.00956%	0.03874%	0.02248%
Jan-17	0.00250%	0.00000%	0.00000%
Feb-17	0.00184%	0.00406%	0.00000%
Total			

Monthly Hidden Order Consideration Per Segment (ZAR)



Monthly Hidden Order Consideration Per Segment as a Percentage of Total Monthly Order Consideration Per Segment



Hidden Order Volume

Monthly Hidden Order Volume Per Segment (ZAR)

Month	ZA01	ZA02	ZA03
Mar-16	560 000	10 927 000	7 994 082
Apr-16	-	15 582 018	4 684 897
May-16	3 700 000	27 715 000	4 870 267
Jun-16	4 000 000	14 405 813	15 096 990
Jul-16	5 065 000	101 069 970	2 719 913
Aug-16	9 317 000	17 070 696	16 365 449
Sep-16	3 847 974	10 137 973	11 290 581
Oct-16	3 615 000	1 836 969	30 032
Nov-16	16 194 504	8 500 692	-
Dec-16	3 941 209	7 817 457	772 463
Jan-17	3 225 000	25 000	-
Feb-17	2 376 915	746 808	37 329
Total	55 842 602	215 835 396	63 862 003

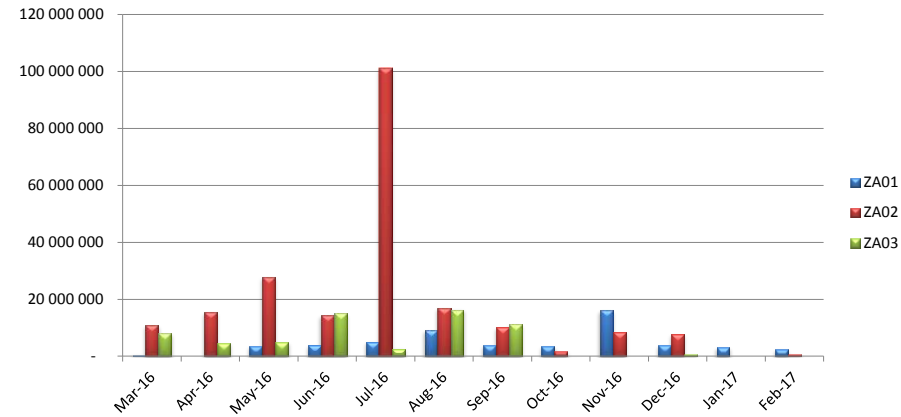
Monthly Total Order Volume Per Segment (ZAR)

Month	ZA01	ZA02	ZA03
Mar-16	48 470 512 252	32 042 912 867	8 463 401 892
Apr-16	44 710 801 205	30 767 088 917	7 816 189 012
May-16	48 601 887 303	30 354 316 947	9 394 822 350
Jun-16	54 505 831 144	35 248 559 390	9 770 004 107
Jul-16	46 214 343 470	29 415 801 677	9 464 577 206
Aug-16	43 569 241 034	25 937 566 151	8 792 877 556
Sep-16	52 862 027 516	30 985 314 209	9 672 999 302
Oct-16	49 156 062 930	23 395 907 677	8 578 370 796
Nov-16	65 917 912 987	29 220 489 014	9 366 082 440
Dec-16	42 943 530 227	20 710 939 447	7 091 008 899
Jan-17	47 743 222 428	22 086 413 660	7 639 024 626
Feb-17	43 104 213 784	26 409 895 233	9 100 615 983
Total	587 799 586 280	336 575 205 189	105 149 974 169

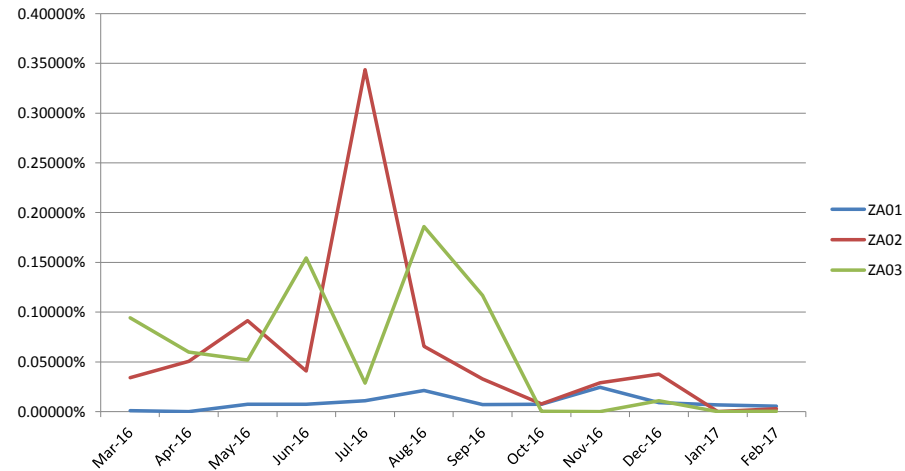
Monthly Hidden Order Volume Per Segment as a Percentage of Total Monthly Order Volume Per Segment

Month	ZA01	ZA02	ZA03
Mar-16	0.00116%	0.03410%	0.09445%
Apr-16	0.00000%	0.05065%	0.05994%
May-16	0.00761%	0.09130%	0.05184%
Jun-16	0.00734%	0.04087%	0.15452%
Jul-16	0.01096%	0.34359%	0.02874%
Aug-16	0.02138%	0.06581%	0.18612%
Sep-16	0.00728%	0.03272%	0.11672%
Oct-16	0.00735%	0.00785%	0.00035%
Nov-16	0.02457%	0.02909%	0.00000%
Dec-16	0.00918%	0.03775%	0.01089%
Jan-17	0.00675%	0.00011%	0.00000%
Feb-17	0.00551%	0.00283%	0.00041%

Monthly Hidden Order Volume Per Segment (ZAR)



Monthly Hidden Order Volume Per Segment as a Percentage of Total Monthly Order Volume Per Segment



Hidden Order Trade Consideration

Monthly Hidden Order Trade Consideration Per Segment (ZAR)

Month	ZA01	ZA02	ZA03
Mar-16	-	16 450	296 982
Apr-16	-	7 202 203	-
May-16	-	5 493 098	-
Jun-16	-	1 526 980	22 608
Aug-16	-	101 438 117	4 777 566
Sep-16	-	-	1 397 324
Oct-16	-	-	-
Nov-16	-	3 880 000	-
Dec-16	-	-	-
Jan-17	-	-	-
Feb-17	-	-	-
Total	-	119 556 848	6 494 480

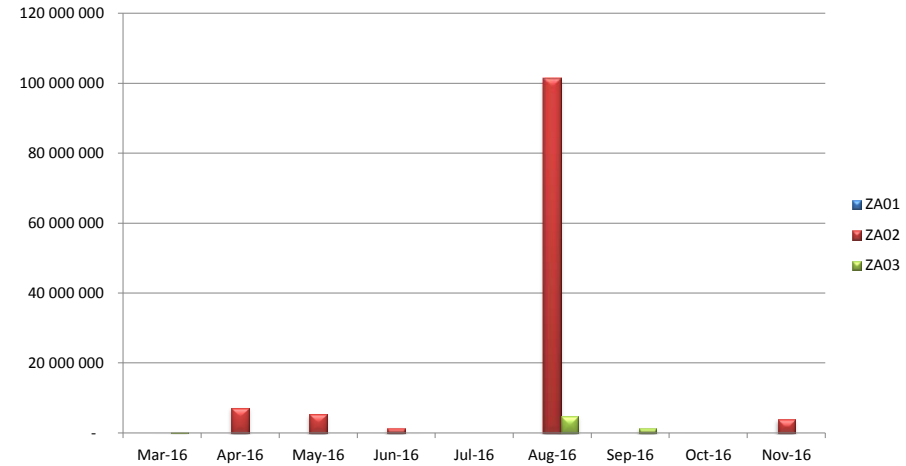
Monthly Total Order Trade Consideration Per Segment (ZAR)

Month	ZA01	ZA02	ZA03
Mar-16	801 975 209 121	203 200 027 066	6 179 835 424
Apr-16	646 007 104 744	177 719 311 909	2 749 319 792
May-16	732 198 887 954	182 431 289 476	2 822 283 969
Jun-16	825 402 536 368	201 283 955 305	3 521 926 099
Aug-16	720 624 581 824	208 140 771 476	3 154 839 313
Sep-16	883 885 237 896	220 156 343 420	8 192 526 180
Oct-16	666 337 419 465	162 412 358 510	5 561 164 936
Nov-16	796 667 579 172	194 274 541 251	7 703 790 567
Dec-16	532 783 839 599	149 891 715 957	4 460 940 754
Jan-17	572 596 919 899	146 633 432 999	3 477 530 799
Feb-17	552 343 150 264	183 197 963 707	4 124 210 364
Total	-	-	-

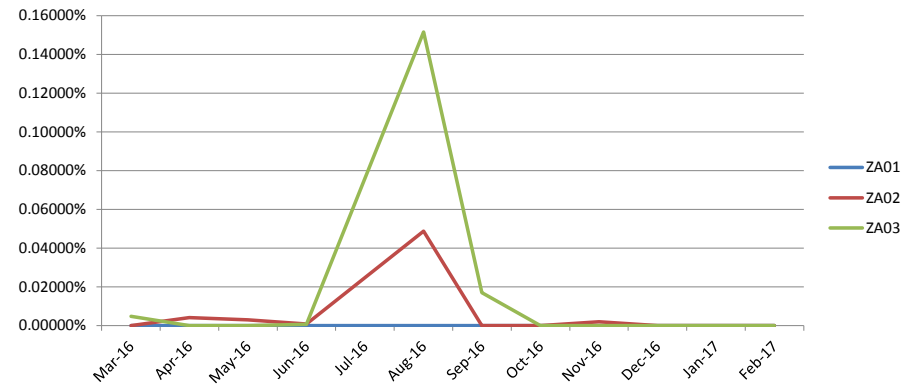
Monthly Hidden Order Trade Consideration Per Segment as a Percentage of Total Monthly Order Trade

Month	ZA01	ZA02	ZA03
Mar-16	0.00000%	0.00001%	0.00481%
Apr-16	0.00000%	0.00405%	0.00000%
May-16	0.00000%	0.00301%	0.00000%
Jun-16	0.00000%	0.00076%	0.00064%
Aug-16	0.00000%	0.04874%	0.15144%
Sep-16	0.00000%	0.00000%	0.01706%
Oct-16	0.00000%	0.00000%	0.00000%
Nov-16	0.00000%	0.00200%	0.00000%
Dec-16	0.00000%	0.00000%	0.00000%
Jan-17	0.00000%	0.00000%	0.00000%
Feb-17	0.00000%	0.00000%	0.00000%

Monthly Hidden Order Trade Consideration Per Segment (ZAR)



Monthly Hidden Order Trade Consideration Per Segment as a Percentage of Total Monthly Order Trade Consideration Per Segment



Hidden Order Trade Volume

Monthly Hidden Order Trade Volume Per Segment (ZAR)

Month	ZA01	ZA02	ZA03
Mar-16	-	1 387	61 098
Apr-16	-	1 088 291	-
May-16	-	519 431	-
Jun-16	-	182 000	2 880
Aug-16	-	4 263 754	656 926
Sep-16	-	-	485 182
Oct-16	-	-	-
Nov-16	-	250 000	-
Dec-16	-	-	-
Jan-17	-	-	-
Feb-17	-	-	-
Total	-	6 304 863.00	1 206 086.00

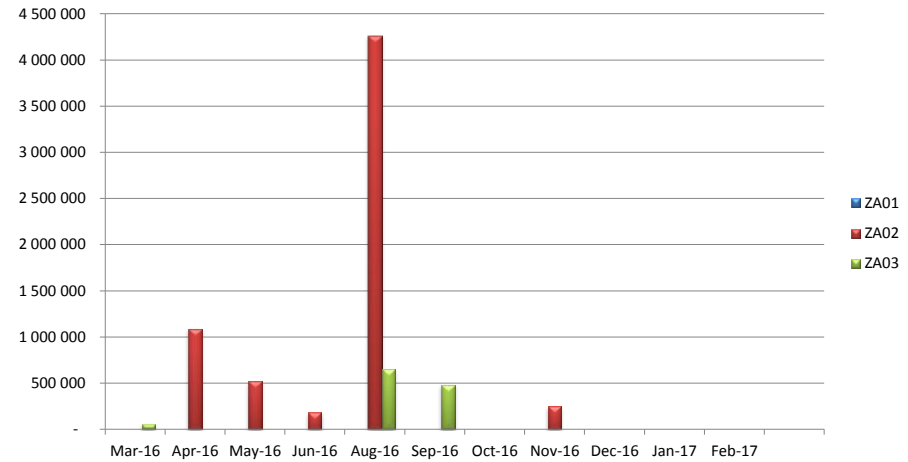
Monthly Total Order Trade Volume Per Segment (ZAR)

Month	ZA01	ZA02	ZA03
Mar-16	6 695 857 642	4 751 414 350	935 574 016
Apr-16	5 013 514 842	3 924 768 558	878 704 432
May-16	5 875 902 406	3 968 995 170	935 122 536
Jun-16	6 682 801 672	4 211 794 560	1 162 813 968
Aug-16	5 880 377 480	4 116 432 216	965 929 444
Sep-16	7 391 351 264	4 661 568 886	1 386 035 252
Oct-16	5 822 231 746	3 493 278 116	1 137 881 782
Nov-16	7 895 859 642	3 981 671 588	1 080 165 838
Dec-16	5 284 185 130	3 030 541 708	922 917 512
Jan-17	5 316 616 034	3 223 893 292	908 442 154
Feb-17	5 113 533 914	5 462 326 010	1 131 042 188
Total	66 972 231 772.00	44 826 684 454.00	11 444 629 122.00

Monthly Hidden Order Trade Volume Per Segment as a Percentage of Total Monthly Order Trade Volume Per

Month	ZA01	ZA02	ZA03
Mar-16	0.00000%	0.00003%	0.00653%
Apr-16	0.00000%	0.02773%	0.00000%
May-16	0.00000%	0.01309%	0.00000%
Jun-16	0.00000%	0.00432%	0.00025%
Aug-16	0.00000%	0.10358%	0.06801%
Sep-16	0.00000%	0.00000%	0.03501%
Oct-16	0.00000%	0.00000%	0.00000%
Nov-16	0.00000%	0.00628%	0.00000%
Dec-16	0.00000%	0.00000%	0.00000%
Jan-17	0.00000%	0.00000%	0.00000%
Feb-17	0.00000%	0.00000%	0.00000%

Monthly Hidden Order Trade Volume Per Segment (ZAR)



Monthly Hidden Order Trade Volume Per Segment as a Percentage of Total Monthly Order Trade Volume Per Segment

