



### Hidden Order Statistic Report Hidden Order Consideration

Hidden Order and Resultant Trade Statistics as at  
Monthly Hidden Order Consideration Per Segment (ZAR)

Month	ZA01	ZA02	ZA03
Jun-16	80 465 000	459 686 521	68 569 585
Jul-16	569 257 000	466 421 849	17 903 398
Aug-16	704 627 300	288 629 585	144 803 627
Sep-16	738 079 405	247 289 203	42 295 318
Oct-16	226 526 400	100 478 947	460 253
Nov-16	1 331 027 392	647 105 231	-
Dec-16	508 267 445	529 004 136	13 310 000
Jan-17	170 450 000	-	-
Feb-17	116 815 005	64 972 296	-
Mar-17	127 916 612	19 920 000	-
Apr-17	59 475 000	-	-
Total	4 632 906 558	2 823 507 767	287 342 181

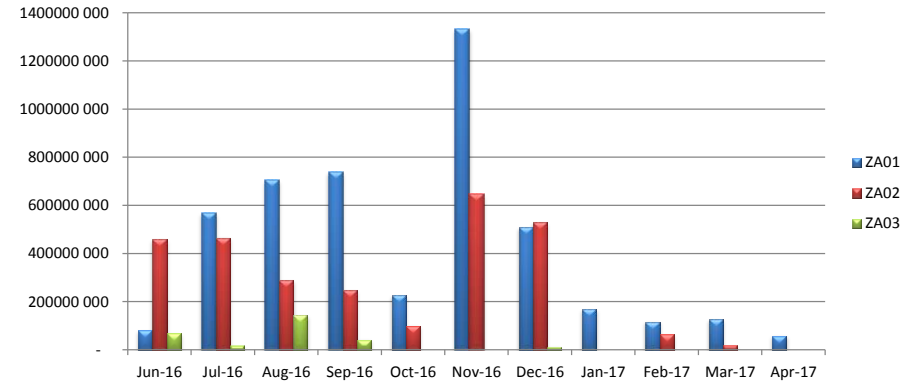
Monthly Total Order Consideration Per Segment (ZAR)

Month	ZA01	ZA02	ZA03
Jun-16	8 226 391 332 437	2 088 240 274 563	15 822 936 388
Jul-16	6 702 409 961 328	1 924 773 007 133	12 726 914 749
Aug-16	6 722 681 271 347	1 613 008 346 305	14 159 247 857
Sep-16	7 206 376 356 708	1 869 875 777 527	32 360 026 757
Oct-16	6 240 462 847 582	1 414 020 974 899	28 084 851 440
Nov-16	7 991 141 800 889	1 858 599 081 445	69 688 700 285
Dec-16	5 314 578 401 553	1 365 600 880 543	59 208 196 781
Jan-17	6 822 337 321 085	1 435 948 908 658	19 313 331 482
Feb-17	6 361 564 642 684	1 598 822 346 797	16 387 015 276
Mar-17	7 061 768 105 296	1 770 704 534 089	22 957 459 271
Apr-17	4 876 866 392 806	1 086 824 669 615	8 935 786 196
Total	73 526 578 433 717	18 026 418 801 574	299 644 466 481

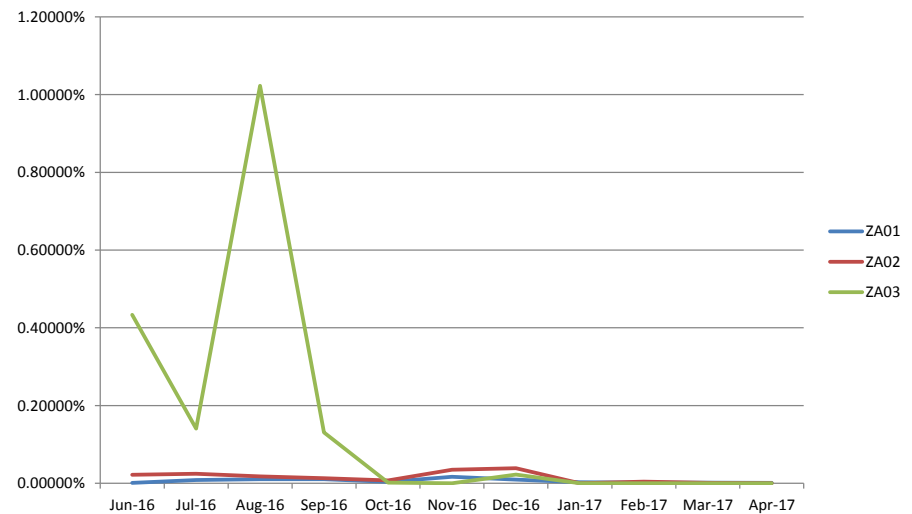
Monthly Hidden Order Consideration Per Segment as a Percentage of Total Monthly Order Consideration Per Segment

Month	ZA01	ZA02	ZA03
Jun-16	0.00098%	0.02201%	0.43336%
Jul-16	0.00849%	0.02423%	0.14067%
Aug-16	0.01048%	0.01789%	1.02268%
Sep-16	0.01024%	0.01322%	0.13070%
Oct-16	0.00363%	0.00711%	0.00164%
Nov-16	0.01666%	0.03482%	0.00000%
Dec-16	0.00956%	0.03874%	0.02248%
Jan-17	0.00250%	0.00000%	0.00000%
Feb-17	0.00184%	0.00406%	0.00000%
Mar-17	0.00181%	0.00112%	0.00000%
Apr-17	0.00122%	0.00000%	0.00000%
Total	#DIV/0!	#DIV/0!	#DIV/0!

Monthly Hidden Order Consideration Per Segment (ZAR)



Monthly Hidden Order Consideration Per Segment as a Percentage of Total Monthly Order Consideration Per Segment



## Hidden Order Volume

Monthly Hidden Order Volume Per Segment (ZAR)

Month	ZA01	ZA02	ZA03
Jun-16	4 000 000	14 405 813	15 096 990
Jul-16	5 065 000	101 069 970	2 719 913
Aug-16	9 317 000	17 070 696	16 365 449
Sep-16	3 847 974	10 137 973	11 290 581
Oct-16	3 615 000	1 836 969	30 032
Nov-16	16 194 504	8 500 692	-
Dec-16	3 941 209	7 817 457	772 463
Jan-17	3 225 000	25 000	-
Feb-17	2 376 915	746 808	37 329
Mar-17	4 277 457	3 494 572	-
Apr-17	2 670 000	3 937 800	1 000 000
	-	-	-
<b>Total</b>	<b>58 530 059</b>	<b>169 043 750</b>	<b>47 312 757</b>

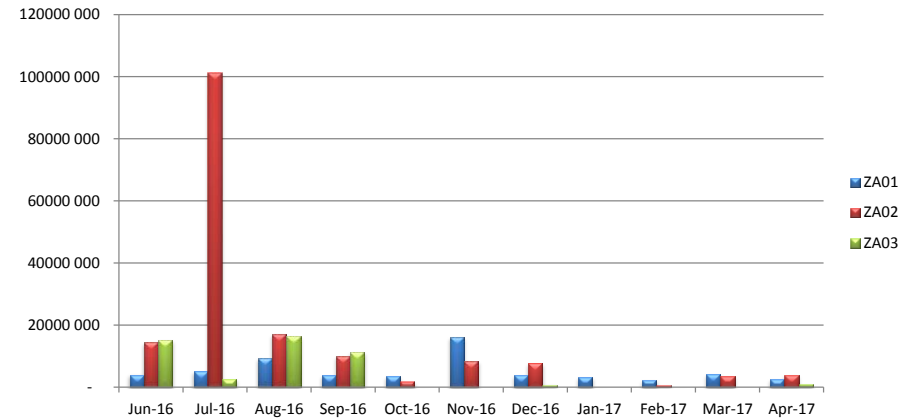
Monthly Total Order Volume Per Segment (ZAR)

Month	ZA01	ZA02	ZA03
Jun-16	54 505 831 144	35 248 559 390	9 770 004 107
Jul-16	46 214 343 470	29 415 801 677	9 464 577 206
Aug-16	43 569 241 034	25 937 566 151	8 792 877 556
Sep-16	52 862 027 516	30 985 314 209	9 672 999 302
Oct-16	49 156 062 930	23 395 907 677	8 578 370 796
Nov-16	65 917 912 987	29 220 489 014	9 366 082 440
Dec-16	42 943 530 227	20 710 939 447	7 091 008 899
Jan-17	47 743 222 428	22 086 413 660	7 639 024 626
Feb-17	43 104 213 784	26 409 895 233	9 100 615 983
Mar-17	51 721 457 843	28 989 599 147	8 875 073 832
Apr-17	31 207 736 307	15 643 258 782	5 226 283 016
	-	-	-
<b>Total</b>	<b>528 945 579 670</b>	<b>288 043 744 387</b>	<b>93 576 917 763</b>

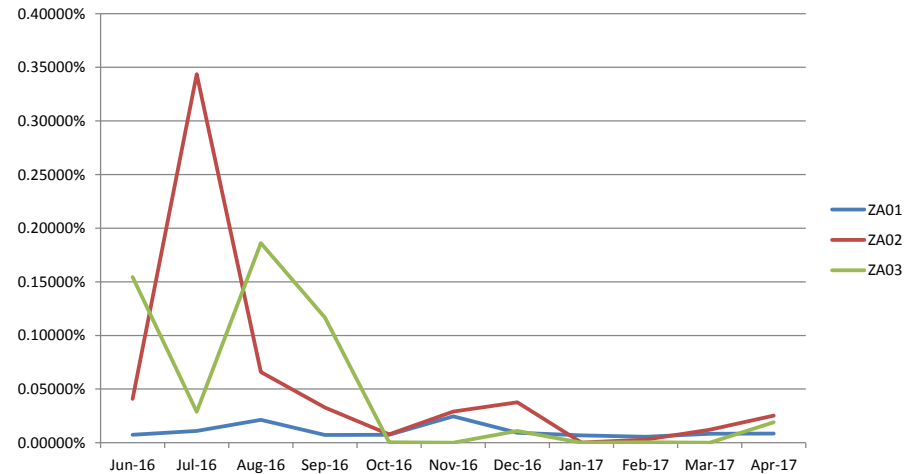
Monthly Hidden Order Volume Per Segment as a Percentage of Total Monthly Order Volume Per Segment

Month	ZA01	ZA02	ZA03
Jun-16	0.00734%	0.04087%	0.15452%
Jul-16	0.01096%	0.34359%	0.02874%
Aug-16	0.02138%	0.06581%	0.18612%
Sep-16	0.00728%	0.03272%	0.11672%
Oct-16	0.00735%	0.00785%	0.00035%
Nov-16	0.02457%	0.02909%	0.00000%
Dec-16	0.00918%	0.03775%	0.01089%
Jan-17	0.00675%	0.00011%	0.00000%
Feb-17	0.00551%	0.00283%	0.00041%
Mar-17	0.00827%	0.01205%	0.00000%
Apr-17	0.00856%	0.02517%	0.01913%
	#DIV/0!	#DIV/0!	#DIV/0!

Monthly Hidden Order Volume Per Segment (ZAR)



Monthly Hidden Order Volume Per Segment as a Percentage of Total Monthly Order Volume Per Segment



## Hidden Order Trade Consideration

**Monthly Hidden Order Trade Consideration Per Segment (ZAR)**

Month	ZA01	ZA02	ZA03
Jun-16	-	1 526 980	22 608
Aug-16	-	101 438 117	4 777 566
Sep-16	-	-	1 397 324
Oct-16	-	-	-
Nov-16	-	3 880 000	-
Dec-16	-	-	-
Jan-17	-	-	-
Feb-17	-	-	-
Mar-17	-	-	-
Apr-17	-	-	-
May-17	-	3 644 268	-
<b>Total</b>	-	<b>110 489 366</b>	<b>6 197 498</b>

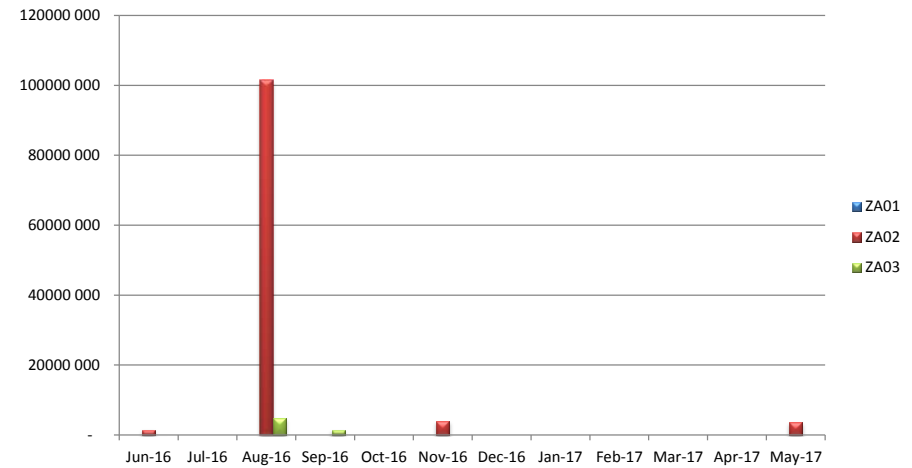
**Monthly Total Order Trade Consideration Per Segment (ZAR)**

Month	ZA01	ZA02	ZA03
Jun-16	825 402 536 368	201 283 955 305	3 521 926 099
Aug-16	720 624 581 824	208 140 771 476	3 154 839 313
Sep-16	883 885 237 896	220 156 343 420	8 192 526 180
Oct-16	666 337 419 465	162 412 358 510	5 561 164 936
Nov-16	796 667 579 172	194 274 541 251	7 703 790 567
Dec-16	532 783 839 599	149 891 715 957	4 460 940 754
Jan-17	572 596 919 899	146 633 432 999	3 477 530 799
Feb-17	552 343 150 264	183 197 963 707	4 124 210 364
Mar-17	707 926 464 947	209 158 123 242	4 589 961 790
Apr-17	379 916 408 744	107 705 524 276	1 807 758 205
May-17	556 881 863 394	155 150 424 936	5 355 597 218
<b>Total</b>	-	-	-

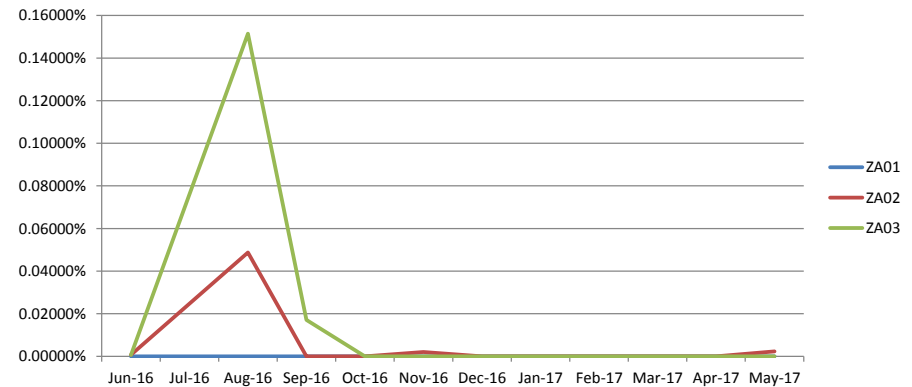
**Monthly Hidden Order Trade Consideration Per Segment as a Percentage of Total Monthly Order Trade**

Month	ZA01	ZA02	ZA03
Jun-16	0.00000%	0.00076%	0.00064%
Aug-16	0.00000%	0.04874%	0.15144%
Sep-16	0.00000%	0.00000%	0.01706%
Oct-16	0.00000%	0.00000%	0.00000%
Nov-16	0.00000%	0.00200%	0.00000%
Dec-16	0.00000%	0.00000%	0.00000%
Jan-17	0.00000%	0.00000%	0.00000%
Feb-17	0.00000%	0.00000%	0.00000%
Mar-17	0.00000%	0.00000%	0.00000%
Apr-17	0.00000%	0.00000%	0.00000%
May-17	0.00000%	0.00235%	0.00000%

**Monthly Hidden Order Trade Consideration Per Segment (ZAR)**



**Monthly Hidden Order Trade Consideration Per Segment as a Percentage of Total Monthly Order Trade Consideration Per Segment**



## Hidden Order Trade Volume

Monthly Hidden Order Trade Volume Per Segment (ZAR)

Month	ZA01	ZA02	ZA03
Jun-16	-	182 000	2 880
Aug-16	-	4 263 754	656 926
Sep-16	-	-	485 182
Oct-16	-	-	-
Nov-16	-	250 000	-
Dec-16	-	-	-
Jan-17	-	-	-
Feb-17	-	-	-
Mar-17	-	-	-
Apr-17	-	-	-
May-17	-	199 321	-
<b>Total</b>	-	<b>4 895 075.00</b>	<b>1 144 988.00</b>

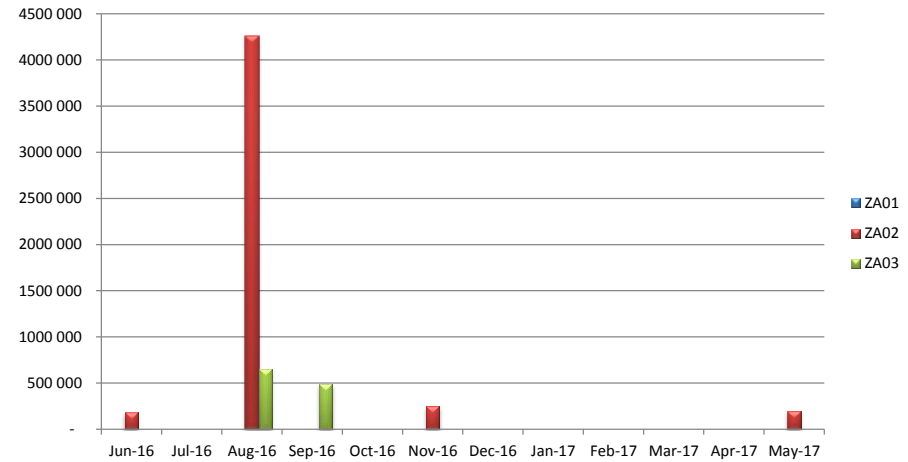
Monthly Total Order Trade Volume Per Segment (ZAR)

Month	ZA01	ZA02	ZA03
Jun-16	6 682 801 672	4 211 794 560	1 162 813 968
Aug-16	5 880 377 480	4 116 432 216	965 929 444
Sep-16	7 391 351 264	4 661 568 886	1 386 035 252
Oct-16	5 822 231 746	3 493 278 116	1 137 881 782
Nov-16	7 895 859 642	3 981 671 588	1 080 165 838
Dec-16	5 284 185 130	3 030 541 708	922 917 512
Jan-17	5 316 616 034	3 223 893 292	908 442 154
Feb-17	5 113 533 914	5 462 326 010	1 131 042 188
Mar-17	7 064 337 720	4 958 345 454	1 824 974 384
Apr-17	3 950 465 006	2 176 048 902	621 948 142
May-17	5 075 825 452	3 663 410 630	1 707 150 592
<b>Total</b>	<b>65 477 585 060.00</b>	<b>42 979 311 362.00</b>	<b>12 849 301 256.00</b>

Monthly Hidden Order Trade Volume Per Segment as a Percentage of Total Monthly Order Trade Volume Per

Month	ZA01	ZA02	ZA03
Jun-16	0.00000%	0.00432%	0.00025%
Aug-16	0.00000%	0.10358%	0.06801%
Sep-16	0.00000%	0.00000%	0.03501%
Oct-16	0.00000%	0.00000%	0.00000%
Nov-16	0.00000%	0.00628%	0.00000%
Dec-16	0.00000%	0.00000%	0.00000%
Jan-17	0.00000%	0.00000%	0.00000%
Feb-17	0.00000%	0.00000%	0.00000%
Mar-17	0.00000%	0.00000%	0.00000%
Apr-17	0.00000%	0.00000%	0.00000%
May-17	0.00000%	0.00544%	0.00000%

Monthly Hidden Order Trade Volume Per Segment (ZAR)



Monthly Hidden Order Trade Volume Per Segment as a Percentage of Total Monthly Order Trade Volume Per Segment

