

## Hidden Order Statistic Report

### Hidden Order Consideration



Hidden Order and Resultant Trade Statistics as at

Monthly Hidden Order Consideration Per Segment (ZAR)

Month	ZA01	ZA02	ZA03
Feb-16	-	197 510 900	102 677 310
Mar-16	63 840 000	188 897 850	64 249 570
Apr-16	-	294 368 038	33 181 367
May-16	167 971 000	654 883 400	35 283 914
Jun-16	80 465 000	459 686 521	68 569 585
Jul-16	569 257 000	466 421 849	17 903 398
Aug-16	704 627 300	288 629 585	144 803 627
Sep-16	738 079 405	247 289 203	42 295 318
Oct-16	226 526 400	100 478 947	460 253
Nov-16	1 331 027 392	647 105 231	-
Dec-16	508 267 445	529 004 136	13 310 000
Jan-17	170 450 000	-	-
<b>Total</b>	<b>4 560 510 941</b>	<b>4 074 275 659</b>	<b>522 734 342</b>

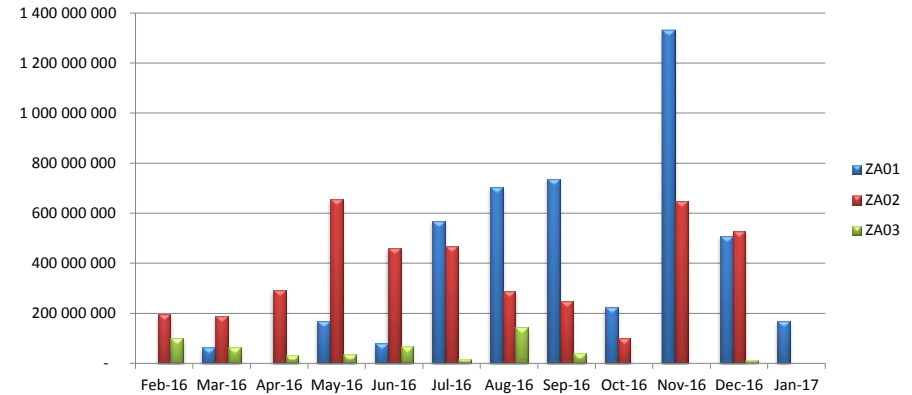
Monthly Total Order Consideration Per Segment (ZAR)

Month	ZA01	ZA02	ZA03
Feb-16	7 157 508 487 394	1 432 225 444 047	480 444 746 609
Mar-16	7 165 410 321 875	1 645 560 476 376	115 291 337 305
Apr-16	7 474 602 460 894	1 742 396 015 493	11 558 457 557
May-16	7 975 322 531 441	1 715 670 749 605	13 956 867 230
Jun-16	8 226 391 332 437	2 088 240 274 563	15 822 936 388
Jul-16	6 702 409 961 328	1 924 773 007 133	12 726 914 749
Aug-16	6 722 681 271 347	1 613 008 346 305	14 159 247 857
Sep-16	7 206 376 356 708	1 869 875 777 527	32 360 026 757
Oct-16	6 240 462 847 582	1 414 020 974 899	28 084 851 440
Nov-16	7 991 141 800 889	1 858 599 081 445	69 688 700 285
Dec-16	5 314 578 401 553	1 365 600 880 543	59 208 196 781
Jan-17	6 822 337 321 085	1 435 948 908 658	19 313 331 482
<b>Total</b>	<b>84 999 223 094 534</b>	<b>20 105 919 936 593</b>	<b>872 615 614 439</b>

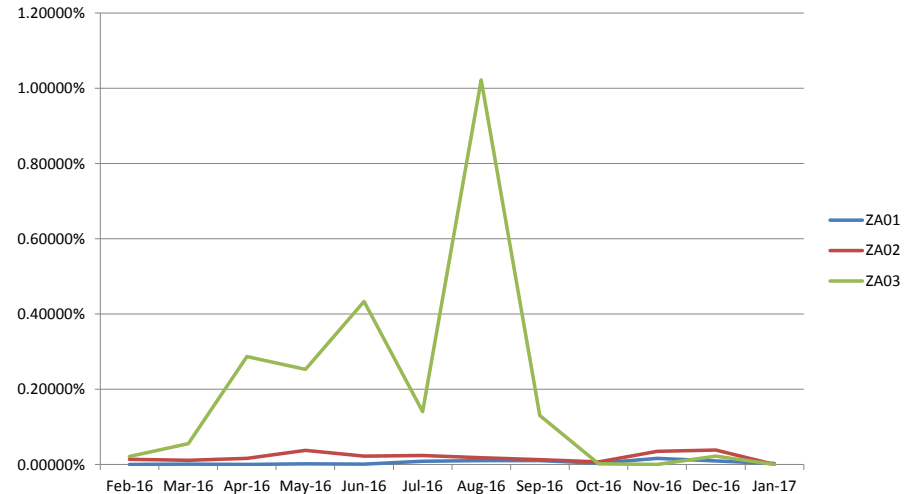
Monthly Hidden Order Consideration Per Segment as a Percentage of Total Monthly Order Consideration Per Segment

Month	ZA01	ZA02	ZA03
Feb-16	0.00000%	0.01379%	0.02137%
Mar-16	0.00089%	0.01148%	0.05573%
Apr-16	0.00000%	0.01689%	0.28707%
May-16	0.00211%	0.03817%	0.25281%
Jun-16	0.00098%	0.02201%	0.43336%
Jul-16	0.00849%	0.02423%	0.14067%
Aug-16	0.01048%	0.01789%	1.02268%
Sep-16	0.01024%	0.01322%	0.13070%
Oct-16	0.00363%	0.00711%	0.00164%
Nov-16	0.01666%	0.03482%	0.00000%
Dec-16	0.00956%	0.03874%	0.02248%
Jan-17	0.00250%	0.00000%	0.00000%
<b>Total</b>			

Monthly Hidden Order Consideration Per Segment (ZAR)



Monthly Hidden Order Consideration Per Segment as a Percentage of Total Monthly Order Consideration Per Segment



## Hidden Order Volume

Monthly Hidden Order Volume Per Segment (ZAR)

Month	ZA01	ZA02	ZA03
Feb-16	-	13 664 008	15 509 207
Mar-16	560 000	10 927 000	7 994 082
Apr-16	-	15 582 018	4 684 897
May-16	3 700 000	27 715 000	4 870 267
Jun-16	4 000 000	14 405 813	15 096 990
Jul-16	5 065 000	101 069 970	2 719 913
Aug-16	9 317 000	17 070 696	16 365 449
Sep-16	3 847 974	10 137 973	11 290 581
Oct-16	3 615 000	1 836 969	30 032
Nov-16	16 194 504	8 500 692	-
Dec-16	3 941 209	7 817 457	772 463
Jan-17	3 225 000	25 000	-
<b>Total</b>	<b>53 465 687</b>	<b>228 752 596</b>	<b>79 333 881</b>

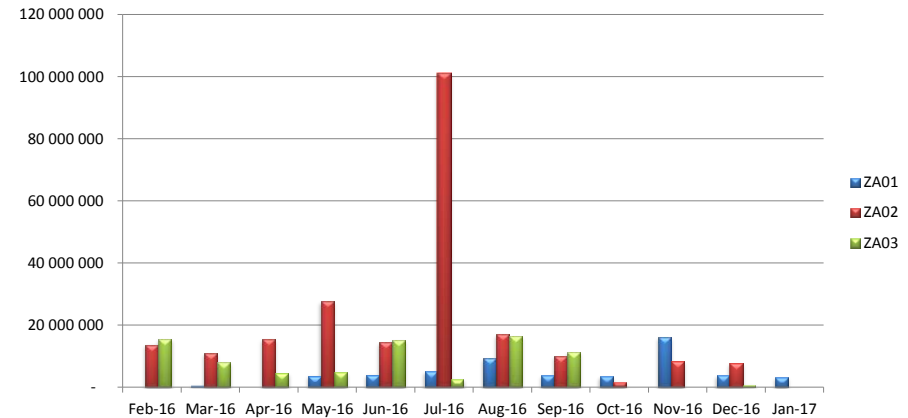
Monthly Total Order Volume Per Segment (ZAR)

Month	ZA01	ZA02	ZA03
Feb-16	50 536 835 219	31 553 298 371	8 289 784 810
Mar-16	48 470 512 252	32 042 912 867	8 463 401 892
Apr-16	44 710 801 205	30 767 088 917	7 816 189 012
May-16	48 601 887 303	30 354 316 947	9 394 822 350
Jun-16	54 505 831 144	35 248 559 390	9 770 004 107
Jul-16	46 214 343 470	29 415 801 677	9 464 577 206
Aug-16	43 569 241 034	25 937 566 151	8 792 877 556
Sep-16	52 862 027 516	30 985 314 209	9 672 999 302
Oct-16	49 156 062 930	23 395 907 677	8 578 370 796
Nov-16	65 917 912 987	29 220 489 014	9 366 082 440
Dec-16	42 943 530 227	20 710 939 447	7 091 008 899
Jan-17	47 743 222 428	22 086 413 660	7 639 024 626
<b>Total</b>	<b>595 232 207 715</b>	<b>341 718 608 327</b>	<b>104 339 142 996</b>

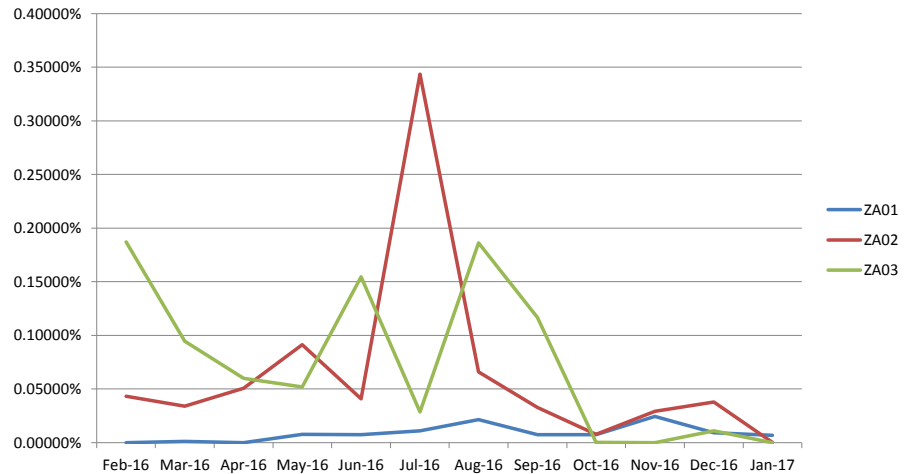
Monthly Hidden Order Volume Per Segment as a Percentage of Total Monthly Order Volume Per Segment

Month	ZA01	ZA02	ZA03
Feb-16	0.00000%	0.04330%	0.18709%
Mar-16	0.00116%	0.03410%	0.09445%
Apr-16	0.00000%	0.05065%	0.05994%
May-16	0.00761%	0.09130%	0.05184%
Jun-16	0.00734%	0.04087%	0.15452%
Jul-16	0.01096%	0.34359%	0.02874%
Aug-16	0.02138%	0.06581%	0.18612%
Sep-16	0.00728%	0.03272%	0.11672%
Oct-16	0.00735%	0.00785%	0.00035%
Nov-16	0.02457%	0.02909%	0.00000%
Dec-16	0.00918%	0.03775%	0.01089%
Jan-17	0.00675%	0.00011%	0.00000%

Monthly Hidden Order Volume Per Segment (ZAR)



Monthly Hidden Order Volume Per Segment as a Percentage of Total Monthly Order Volume Per Segment



## Hidden Order Trade Consideration

**Monthly Hidden Order Trade Consideration Per Segment (ZAR)**

Month	ZA01	ZA02	ZA03
Feb-16	-	1 364 055	183 837
Mar-16	-	16 450	296 982
Apr-16	-	7 202 203	-
May-16	-	5 493 098	-
Jun-16	-	1 526 980	22 608
Aug-16	-	101 438 117	4 777 566
Sep-16	-	-	1 397 324
Oct-16	-	-	-
Nov-16	-	3 880 000	-
Dec-16	-	-	-
Jan-17	-	-	-
<b>Total</b>	-	<b>120 920 903</b>	<b>6 678 317</b>

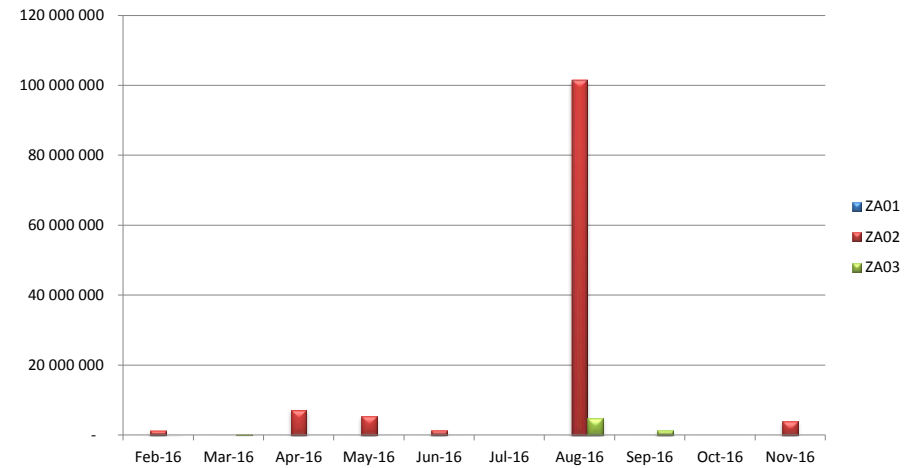
**Monthly Total Order Trade Consideration Per Segment (ZAR)**

Month	ZA01	ZA02	ZA03
Feb-16	736 484 252 450	196 117 908 144	14 464 255 094
Mar-16	801 975 209 121	203 200 027 066	6 179 835 424
Apr-16	646 007 104 744	177 719 311 909	2 749 319 792
May-16	732 198 887 954	182 431 289 476	2 822 283 969
Jun-16	825 402 536 368	201 283 955 305	3 521 926 099
Aug-16	720 624 581 824	208 140 771 476	3 154 839 313
Sep-16	883 885 237 896	220 156 343 420	8 192 526 180
Oct-16	666 337 419 465	162 412 358 510	5 561 164 936
Nov-16	796 667 579 172	194 274 541 251	7 703 790 567
Dec-16	532 783 839 599	149 891 715 957	4 460 940 754
Jan-17	572 596 919 899	146 633 432 999	3 477 530 799
<b>Total</b>	-	-	-

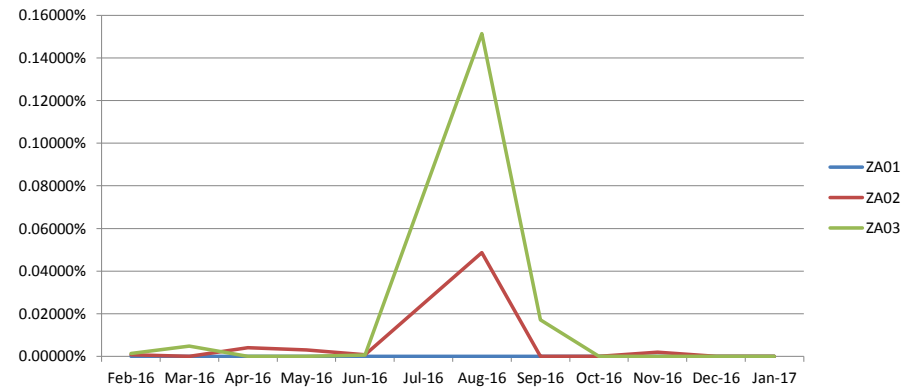
**Monthly Hidden Order Trade Consideration Per Segment as a Percentage of Total Monthly Order Trade Consideration Per Segment**

Month	ZA01	ZA02	ZA03
Feb-16	0.00000%	0.00070%	0.00127%
Mar-16	0.00000%	0.00001%	0.00481%
Apr-16	0.00000%	0.00405%	0.00000%
May-16	0.00000%	0.00301%	0.00000%
Jun-16	0.00000%	0.00076%	0.00064%
Aug-16	0.00000%	0.04874%	0.15144%
Sep-16	0.00000%	0.00000%	0.01706%
Oct-16	0.00000%	0.00000%	0.00000%
Nov-16	0.00000%	0.00200%	0.00000%
Dec-16	0.00000%	0.00000%	0.00000%
Jan-17	0.00000%	0.00000%	0.00000%

**Monthly Hidden Order Trade Consideration Per Segment (ZAR)**



**Monthly Hidden Order Trade Consideration Per Segment as a Percentage of Total Monthly Order Trade Consideration Per Segment**



### Hidden Order Trade Volume

Monthly Hidden Order Trade Volume Per Segment (ZAR)

Month	ZA01	ZA02	ZA03
Feb-16	-	198 790	3 549
Mar-16	-	1 387	61 098
Apr-16	-	1 088 291	-
May-16	-	519 431	-
Jun-16	-	182 000	2 880
Aug-16	-	4 263 754	656 926
Sep-16	-	-	485 182
Oct-16	-	-	-
Nov-16	-	250 000	-
Dec-16	-	-	-
Jan-17	-	-	-
<b>Total</b>	-	<b>6 503 653.00</b>	<b>1 209 635.00</b>

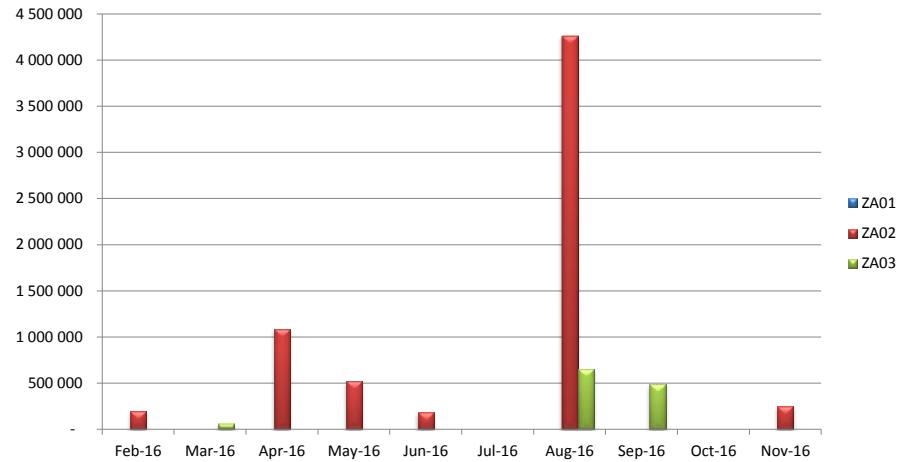
Monthly Total Order Trade Volume Per Segment (ZAR)

Month	ZA01	ZA02	ZA03
Feb-16	6 366 675 722	5 251 954 648	1 243 181 784
Mar-16	6 695 857 642	4 751 414 350	935 574 016
Apr-16	5 013 514 842	3 924 768 558	878 704 432
May-16	5 875 902 406	3 968 995 170	935 122 536
Jun-16	6 682 801 672	4 211 794 560	1 162 813 968
Aug-16	5 880 377 480	4 116 432 216	965 929 444
Sep-16	7 391 351 264	4 661 568 886	1 386 035 252
Oct-16	5 822 231 746	3 493 278 116	1 137 881 782
Nov-16	7 895 859 642	3 981 671 588	1 080 165 838
Dec-16	5 284 185 130	3 030 541 708	922 917 512
Jan-17	5 316 616 034	3 223 893 292	908 442 154
<b>Total</b>	<b>68 225 373 580.00</b>	<b>44 616 313 092.00</b>	<b>11 556 768 718.00</b>

Monthly Hidden Order Trade Volume Per Segment as a Percentage of Total Monthly Order Trade Volume Per

Month	ZA01	ZA02	ZA03
Feb-16	0.00000%	0.00379%	0.00029%
Mar-16	0.00000%	0.00003%	0.00653%
Apr-16	0.00000%	0.02773%	0.00000%
May-16	0.00000%	0.01309%	0.00000%
Jun-16	0.00000%	0.00432%	0.00025%
Aug-16	0.00000%	0.10358%	0.06801%
Sep-16	0.00000%	0.00000%	0.03501%
Oct-16	0.00000%	0.00000%	0.00000%
Nov-16	0.00000%	0.00628%	0.00000%
Dec-16	0.00000%	0.00000%	0.00000%
Jan-17	0.00000%	0.00000%	0.00000%

Monthly Hidden Order Trade Volume Per Segment (ZAR)



Monthly Hidden Order Trade Volume Per Segment as a Percentage of Total Monthly Order Trade Volume Per Segment

