



Hidden Order Statistic Report

Hidden Order Consideration

Hidden Order and Resultant Trade Statistics as at

Monthly Hidden Order Consideration Per Segment (ZAR)

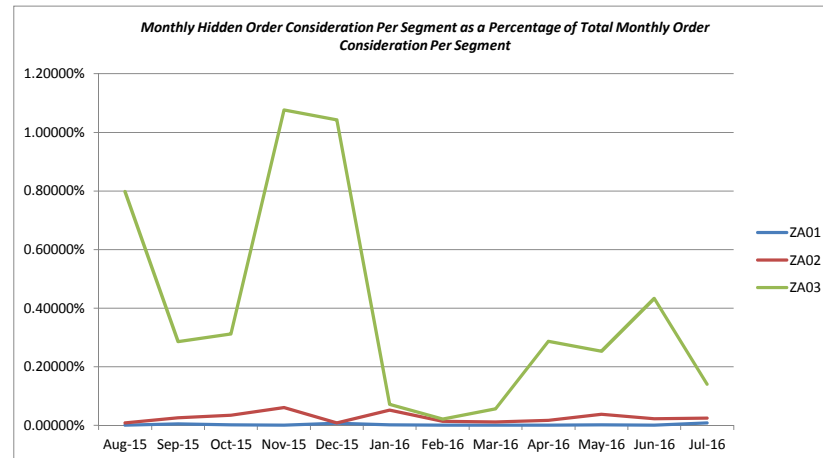
Month	ZA01	ZA02	ZA03
Aug-15	-	69 659 102.00	240 829 414.00
Sep-15	334 202 000.00	271 471 651.47	71 677 972.48
Oct-15	124 859 157.85	357 218 279.58	42 354 244.70
Nov-15	31 941 000.00	586 533 124.24	137 576 693.75
Dec-15	427 094 900.00	78 973 748.92	134 649 138.95
Jan-16	96 905 000.00	479 242 480.00	154 943 650.00
Feb-16	-	197 510 900.00	102 677 310.14
Mar-16	63 840 000.00	188 897 850.00	64 249 569.66
Apr-16	-	294 368 037.58	33 181 367.00
May-16	167 971 000.00	654 883 400.00	35 283 914.05
Jun-16	80 465 000.00	459 686 520.60	68 569 585.00
Jul-16	569 257 000.00	466 421 849.17	17 903 397.75
Total	1 896 535 057.85	4 104 866 943.56	1 103 896 257.48

Monthly Total Order Consideration Per Segment (ZAR)

Month	ZA01	ZA02	ZA03
Aug-15	6 989 167 807 129.88	861 518 390 078.94	30 168 101 604.25
Sep-15	7 629 395 778 239.20	1 075 876 158 674.55	25 086 145 941.87
Oct-15	8 253 611 393 276.91	1 044 811 039 263.89	13 584 792 483.70
Nov-15	6 500 854 919 209.83	959 164 478 607.34	12 782 697 156.93
Dec-15	5 732 982 060 403.17	945 505 893 535.40	12 916 239 903.17
Jan-16	6 777 731 598 500.31	918 208 328 143.73	217 571 396 693.61
Feb-16	7 157 508 487 394.22	1 432 225 444 046.51	480 444 746 609.19
Mar-16	7 165 410 321 874.67	1 645 560 476 375.79	115 291 337 304.59
Apr-16	7 474 602 460 893.87	1 742 396 015 492.78	11 558 457 556.66
May-16	7 975 322 531 441.17	1 715 670 749 605.08	13 956 867 230.18
Jun-16	8 226 391 332 437.07	2 088 240 274 563.49	15 822 936 387.87
Jul-16	6 702 409 961 328.01	1 924 773 007 133.43	12 726 914 749.17
Total	86 585 388 652 128.30	16 353 950 255 520.90	961 910 633 621.19

Monthly Hidden Order Consideration Per Segment as a Percentage of Total Monthly Order Consideration Per Segment

Month	ZA01	ZA02	ZA03
Aug-15	0.00000%	0.00809%	0.79829%
Sep-15	0.00438%	0.02523%	0.28573%
Oct-15	0.00151%	0.03419%	0.31178%
Nov-15	0.00049%	0.06115%	1.07627%
Dec-15	0.00745%	0.00835%	1.04248%
Jan-16	0.00143%	0.05219%	0.07122%
Feb-16	0.00000%	0.01379%	0.02137%
Mar-16	0.00089%	0.01148%	0.05573%
Apr-16	0.00000%	0.01689%	0.28707%
May-16	0.00211%	0.03817%	0.25281%
Jun-16	0.00098%	0.02201%	0.43336%
Jul-16	0.00849%	0.02423%	0.14067%
Total			



Hidden Order Volume

Monthly Hidden Order Volume Per Segment (ZAR)

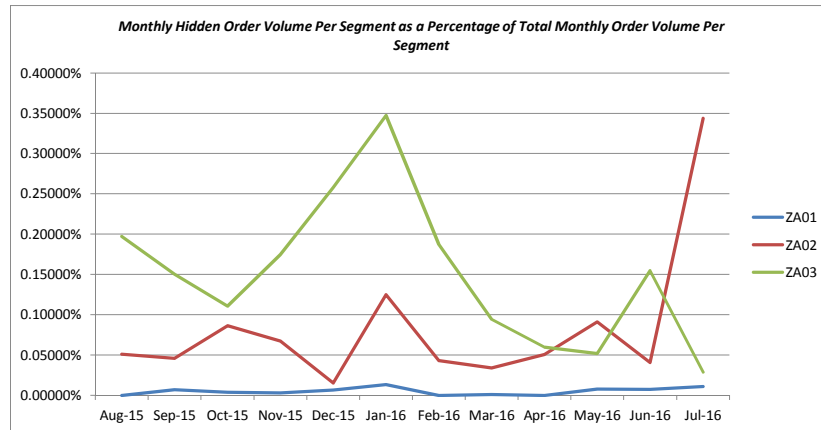
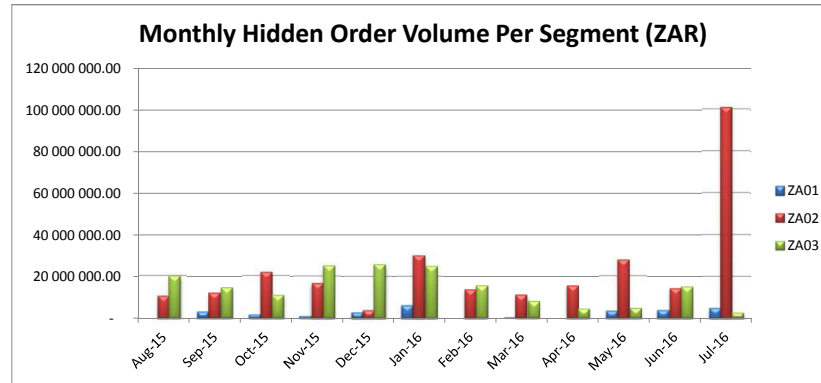
Month	ZA01	ZA02	ZA03
Aug-15	-	10 709 352.00	19 951 088.00
Sep-15	3 220 000.00	11 958 717.00	14 453 248.00
Oct-15	1 850 365.00	21 840 384.00	10 976 221.00
Nov-15	1 300 000.00	16 827 115.00	25 037 505.00
Dec-15	2 911 000.00	3 945 977.00	25 908 659.00
Jan-16	6 300 000.00	29 977 000.00	24 955 000.00
Feb-16	-	13 664 008.00	15 509 207.00
Mar-16	560 000.00	10 927 000.00	7 994 082.00
Apr-16	-	15 582 018.00	4 684 897.00
May-16	3 700 000.00	27 715 000.00	4 870 267.00
Jun-16	4 000 000.00	14 405 813.00	15 096 990.00
Jul-16	5 065 000.00	101 069 970.00	2 719 913.00
Total	28 906 365.00	278 622 354.00	172 157 077.00

Monthly Total Order Volume Per Segment (ZAR)

Month	ZA01	ZA02	ZA03
Aug-15	41 674 352 209.00	20 967 045 115.00	10 121 885 089.00
Sep-15	45 026 620 438.00	26 106 430 382.00	9 613 020 241.00
Oct-15	47 828 699 105.00	25 240 551 454.00	9 926 656 374.00
Nov-15	41 272 296 637.00	24 966 401 917.00	14 356 073 430.00
Dec-15	43 402 143 442.00	26 015 823 741.00	10 038 221 380.00
Jan-16	47 514 720 984.00	23 992 840 356.00	7 184 044 733.00
Feb-16	50 536 835 219.00	31 553 298 371.00	8 289 784 810.00
Mar-16	48 470 512 252.00	32 042 912 867.00	8 463 401 892.00
Apr-16	44 710 801 205.00	30 767 088 917.00	7 816 189 012.00
May-16	48 601 887 303.00	30 354 316 947.00	9 394 822 350.00
Jun-16	54 505 831 144.00	35 248 559 390.00	9 770 004 107.00
Jul-16	46 214 343 470.00	29 415 801 677.00	9 464 577 206.00
Total	559 759 043 408.00	336 671 071 134.00	114 438 680 624.00

Monthly Hidden Order Volume Per Segment as a Percentage of Total Monthly Order Volume Per Segment

Month	ZA01	ZA02	ZA03
Aug-15	0.00000%	0.05108%	0.19711%
Sep-15	0.00715%	0.04581%	0.15035%
Oct-15	0.00387%	0.08653%	0.11057%
Nov-15	0.00315%	0.06740%	0.17440%
Dec-15	0.00671%	0.01517%	0.25810%
Jan-16	0.01326%	0.12494%	0.34737%
Feb-16	0.00000%	0.04330%	0.18709%
Mar-16	0.00116%	0.03410%	0.09445%
Apr-16	0.00000%	0.05065%	0.05994%
May-16	0.00761%	0.09130%	0.05184%
Jun-16	0.00734%	0.04087%	0.15452%
Jul-16	0.01096%	0.34359%	0.02874%



Hidden Order Trade Consideration

Monthly Hidden Order Trade Consideration Per Segment (ZAR)

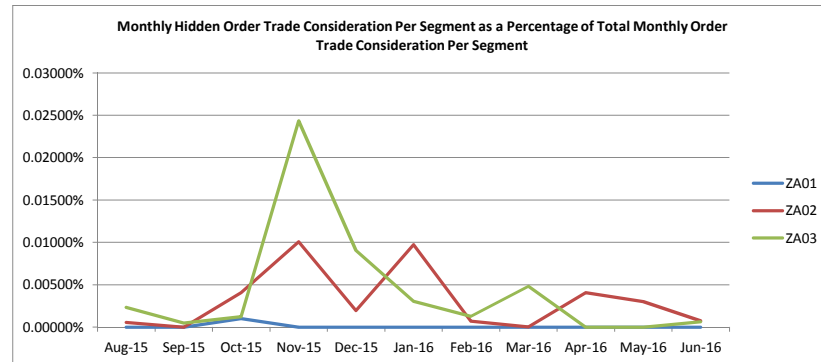
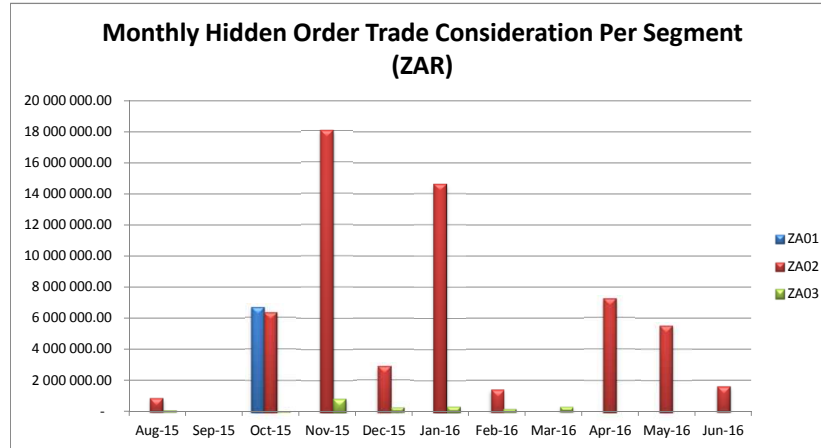
Month	ZA01	ZA02	ZA03
Aug-15	-	826 427.14	95 250.00
Sep-15	-	-	18 510.33
Oct-15	6 652 200.39	6 311 672.70	42 824.70
Nov-15	-	18 059 746.98	860 125.12
Dec-15	-	2 876 535.84	295 222.40
Jan-16	-	14 631 480.02	367 607.60
Feb-16	-	1 364 055.03	183 836.50
Mar-16	-	16 450.00	296 981.80
Apr-16	-	7 202 202.50	-
May-16	-	5 493 097.75	-
Jun-16	-	1 526 980.00	22 608.00
Total	6 652 200.39	58 308 647.96	2 182 966.45

Monthly Total Order Trade Consideration Per Segment (ZAR)

Month	ZA01	ZA02	ZA03
Aug-15	606 304 831 872.50	153 068 976 034.40	4 098 229 316.64
Sep-15	717 727 971 643.80	159 924 979 197.62	3 940 273 731.30
Oct-15	667 966 407 963.90	155 490 340 390.80	3 520 175 813.86
Nov-15	556 486 687 919.80	179 052 650 046.28	3 535 257 360.84
Dec-15	732 254 857 474.48	146 325 169 257.20	3 258 533 493.78
Jan-16	693 088 583 183.80	150 624 672 378.54	12 136 005 099.58
Feb-16	736 484 252 449.88	196 117 908 144.46	14 464 255 094.40
Mar-16	801 975 209 120.76	203 200 027 065.70	6 179 835 424.28
Apr-16	646 007 104 744.04	177 719 311 908.84	2 749 319 791.78
May-16	732 198 887 954.08	182 431 289 476.18	2 822 283 968.68
Jun-16	825 402 536 368.34	201 283 955 304.70	3 521 926 098.82
Total	-	-	-

Monthly Hidden Order Trade Consideration Per Segment as a Percentage of Total Monthly Order Trade

Month	ZA01	ZA02	ZA03
Aug-15	0.00000%	0.00054%	0.00232%
Sep-15	0.00000%	0.00000%	0.00047%
Oct-15	0.00100%	0.00406%	0.00122%
Nov-15	0.00000%	0.01009%	0.02433%
Dec-15	0.00000%	0.00197%	0.00906%
Jan-16	0.00000%	0.00971%	0.00303%
Feb-16	0.00000%	0.00070%	0.00127%
Mar-16	0.00000%	0.00001%	0.00481%
Apr-16	0.00000%	0.00405%	0.00000%
May-16	0.00000%	0.00301%	0.00000%
Jun-16	0.00000%	0.00076%	0.00064%
	#DIV/0!	#DIV/0!	#DIV/0!



Hidden Order Trade Volume

Monthly Hidden Order Trade Volume Per Segment (ZAR)

Month	ZA01	ZA02	ZA03
42217	-	484 708.00	5 000.00
42248	-	-	6 657.00
42278	47 861.00	506 857.00	1 627.00
42309	-	805 383.00	86 796.00
42339	-	550 416.00	71 813.00
42370	-	242 601.00	10 618.00
42401	-	198 790.00	3 549.00
42430	-	1 387.00	61 098.00
42461	-	1 088 291.00	-
42491	-	519 431.00	-
42522	-	182 000.00	2 880.00
Total	47 861.00	4 579 864.00	250 038.00

Monthly Total Order Trade Volume Per Segment (ZAR)

Month	ZA01	ZA02	ZA03
42217	4 465 450 782.00	4 226 542 930.00	1 084 259 346.00
42248	5 437 561 582.00	4 963 418 132.00	942 107 208.00
42278	4 919 608 036.00	4 220 887 576.00	1 220 591 202.00
42309	4 625 121 898.00	5 372 878 446.00	3 259 251 948.00
42339	6 716 982 248.00	4 902 839 252.00	1 294 619 854.00
42370	6 048 613 108.00	4 306 806 428.00	820 962 118.00
42401	6 366 675 722.00	5 251 954 648.00	1 243 181 784.00
42430	6 695 857 642.00	4 751 414 350.00	935 574 016.00
42461	5 013 514 842.00	3 924 768 558.00	878 704 432.00
42491	5 875 902 406.00	3 968 995 170.00	935 122 536.00
42522	6 682 801 672.00	4 211 794 560.00	1 162 813 968.00
Total	62 848 089 938.00	50 102 300 050.00	13 777 188 412.00

Monthly Hidden Order Trade Volume Per Segment as a Percentage of Total Monthly Order Trade Volume Per Segment

Month	ZA01	ZA02	ZA03
42217	0.00000%	0.01147%	0.00046%
42248	0.00000%	0.00000%	0.00071%
42278	0.00097%	0.01201%	0.00013%
42309	0.00000%	0.01499%	0.00266%
42339	0.00000%	0.01123%	0.00555%
42370	0.00000%	0.00563%	0.00129%
42401	0.00000%	0.00379%	0.00029%
42430	0.00000%	0.00003%	0.00653%
42461	0.00000%	0.02773%	0.00000%
42491	0.00000%	0.01309%	0.00000%
42522	0.00000%	0.00432%	0.00025%
	#DIV/0!	#DIV/0!	#DIV/0!

