



### Hidden Order Statistic Report

#### Hidden Order Consideration

Hidden Order and Resultant Trade Statistics as at

Monthly Hidden Order Consideration Per Segment (ZAR)

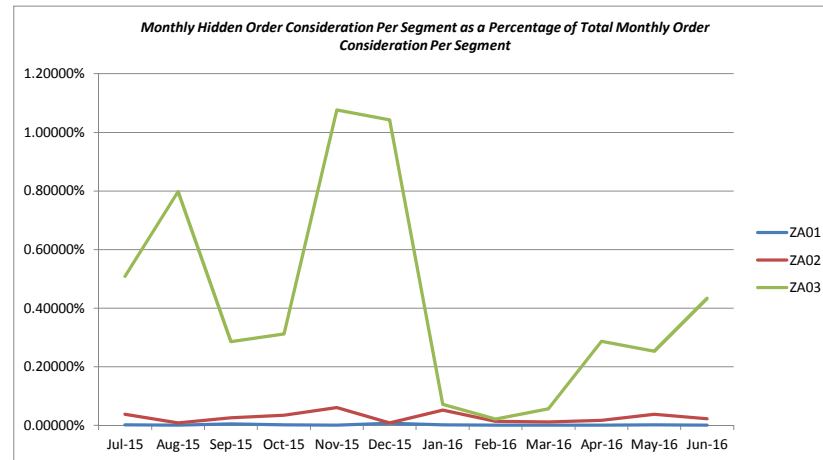
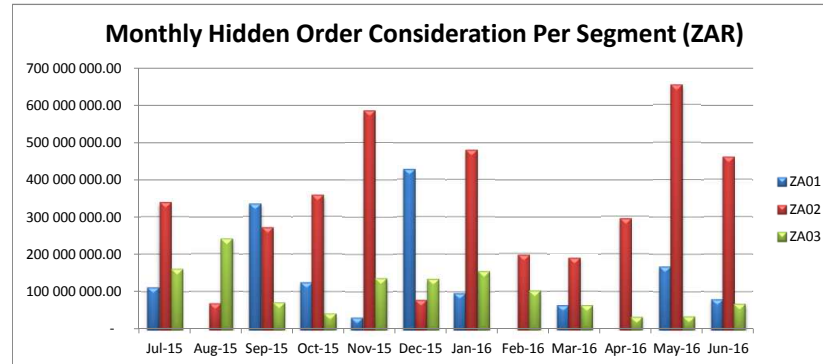
Month	ZA01	ZA02	ZA03
Jul-15	112 500 000.00	339 592 970.94	161 777 882.00
Aug-15	-	69 659 102.00	240 829 414.00
Sep-15	334 202 000.00	271 471 651.47	71 677 972.48
Oct-15	124 859 157.85	357 218 279.58	42 354 244.70
Nov-15	31 941 000.00	586 533 124.24	137 576 693.75
Dec-15	427 094 900.00	78 973 748.92	134 649 138.95
Jan-16	96 905 000.00	479 242 480.00	154 943 650.00
Feb-16	-	197 510 900.00	102 677 310.14
Mar-16	63 840 000.00	188 897 850.00	64 249 569.66
Apr-16	-	294 368 037.58	33 181 367.00
May-16	167 971 000.00	654 883 400.00	35 283 914.05
Jun-16	80 465 000.00	459 686 520.60	68 569 585.00
<b>Total</b>	<b>1 439 778 057.85</b>	<b>3 978 038 065.33</b>	<b>1 247 770 741.73</b>

Monthly Total Order Consideration Per Segment (ZAR)

Month	ZA01	ZA02	ZA03
Jul-15	7 790 137 980 463.11	911 188 510 979.61	31 787 430 543.95
Aug-15	6 989 167 807 129.88	861 518 390 078.94	30 168 101 604.25
Sep-15	7 629 395 778 239.20	1 075 876 158 674.55	25 086 145 941.87
Oct-15	8 253 611 393 276.91	1 044 811 039 263.89	13 584 792 483.70
Nov-15	6 500 854 919 209.83	959 164 478 607.34	12 782 697 156.93
Dec-15	5 732 982 060 403.17	945 505 893 535.40	12 916 239 903.17
Jan-16	6 777 731 598 500.31	918 208 328 143.73	217 571 396 693.61
Feb-16	7 157 508 487 394.22	1 432 225 444 046.51	480 444 746 609.19
Mar-16	7 165 410 321 874.67	1 645 560 476 375.79	115 291 337 304.59
Apr-16	7 474 602 460 893.87	1 742 396 015 492.78	11 558 457 556.66
May-16	7 975 322 531 441.17	1 715 670 749 605.08	13 956 867 230.18
Jun-16	8 226 391 332 437.07	2 088 240 274 563.49	15 822 936 387.87
<b>Total</b>	<b>87 673 116 671 263.40</b>	<b>15 340 365 759 367.10</b>	<b>980 971 149 415.97</b>

Monthly Hidden Order Consideration Per Segment as a Percentage of Total Monthly Order Consideration Per Segment

Month	ZA01	ZA02	ZA03
Jul-15	0.00144%	0.03727%	0.50894%
Aug-15	0.00000%	0.00809%	0.79829%
Sep-15	0.00438%	0.02523%	0.28573%
Oct-15	0.00151%	0.03419%	0.31178%
Nov-15	0.00049%	0.06115%	1.07627%
Dec-15	0.00745%	0.00835%	1.04248%
Jan-16	0.00143%	0.05219%	0.07122%
Feb-16	0.00000%	0.01379%	0.02137%
Mar-16	0.00089%	0.01148%	0.05573%
Apr-16	0.00000%	0.01689%	0.28707%
May-16	0.00211%	0.03817%	0.25281%
Jun-16	0.00098%	0.02201%	0.43336%
<b>Total</b>			



### Hidden Order Volume

Monthly Hidden Order Volume Per Segment (ZAR)

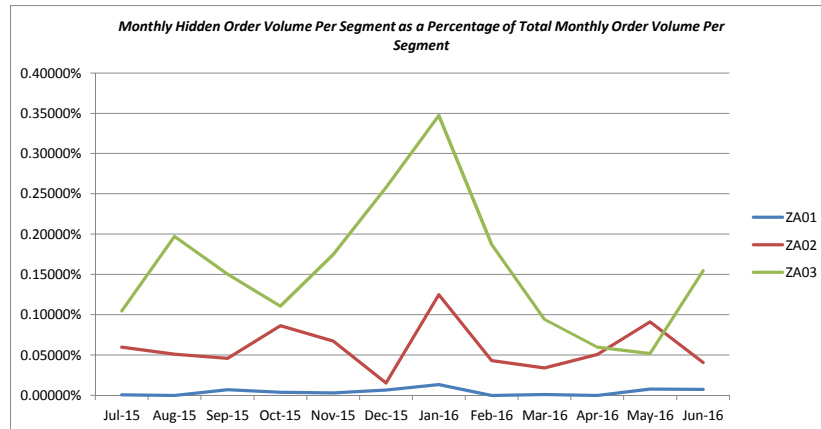
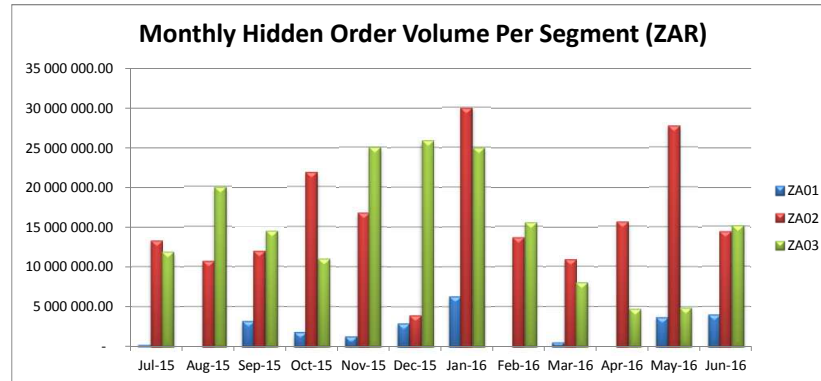
Month	ZA01	ZA02	ZA03
Jul-15	250 000.00	13 297 636.00	11 865 248.00
Aug-15	-	10 709 352.00	19 951 088.00
Sep-15	3 220 000.00	11 958 717.00	14 453 248.00
Oct-15	1 850 365.00	21 840 384.00	10 976 221.00
Nov-15	1 300 000.00	16 827 115.00	25 037 505.00
Dec-15	2 911 000.00	3 945 977.00	25 908 659.00
Jan-16	6 300 000.00	29 977 000.00	24 955 000.00
Feb-16	-	13 664 008.00	15 509 207.00
Mar-16	560 000.00	10 927 000.00	7 994 082.00
Apr-16	-	15 582 018.00	4 684 897.00
May-16	3 700 000.00	27 715 000.00	4 870 267.00
Jun-16	4 000 000.00	14 405 813.00	15 096 990.00
<b>Total</b>	<b>24 091 365.00</b>	<b>190 850 020.00</b>	<b>181 302 412.00</b>

Monthly Total Order Volume Per Segment (ZAR)

Month	ZA01	ZA02	ZA03
Jul-15	44 832 865 915.00	22 186 481 102.00	11 347 861 728.00
Aug-15	41 674 352 209.00	20 967 045 115.00	10 121 885 089.00
Sep-15	45 026 620 438.00	26 106 430 382.00	9 613 020 241.00
Oct-15	47 828 699 105.00	25 240 551 454.00	9 926 656 374.00
Nov-15	41 272 296 637.00	24 966 401 917.00	14 356 073 430.00
Dec-15	43 402 143 442.00	26 015 823 741.00	10 038 221 380.00
Jan-16	47 514 720 984.00	23 992 840 356.00	7 184 044 733.00
Feb-16	50 536 835 219.00	31 553 298 371.00	8 289 784 810.00
Mar-16	48 470 512 252.00	32 042 912 867.00	8 463 401 892.00
Apr-16	44 710 801 205.00	30 767 088 917.00	7 816 189 012.00
May-16	48 601 887 303.00	30 354 316 947.00	9 394 822 350.00
Jun-16	54 505 831 144.00	35 248 559 390.00	9 770 004 107.00
<b>Total</b>	<b>558 377 565 853.00</b>	<b>329 441 750 559.00</b>	<b>116 321 965 146.00</b>

Monthly Hidden Order Volume Per Segment as a Percentage of Total Monthly Order Volume Per Segment

Month	ZA01	ZA02	ZA03
Jul-15	0.00056%	0.05994%	0.10456%
Aug-15	0.00000%	0.05108%	0.19711%
Sep-15	0.00715%	0.04581%	0.15035%
Oct-15	0.00387%	0.08653%	0.11057%
Nov-15	0.00315%	0.06740%	0.17440%
Dec-15	0.00671%	0.01517%	0.25810%
Jan-16	0.01326%	0.12494%	0.34737%
Feb-16	0.00000%	0.04330%	0.18709%
Mar-16	0.00116%	0.03410%	0.09445%
Apr-16	0.00000%	0.05065%	0.05994%
May-16	0.00761%	0.09130%	0.05184%
Jun-16	0.00734%	0.04087%	0.15452%



Hidden Order Trade Consideration

Monthly Hidden Order Trade Consideration Per Segment (ZAR)

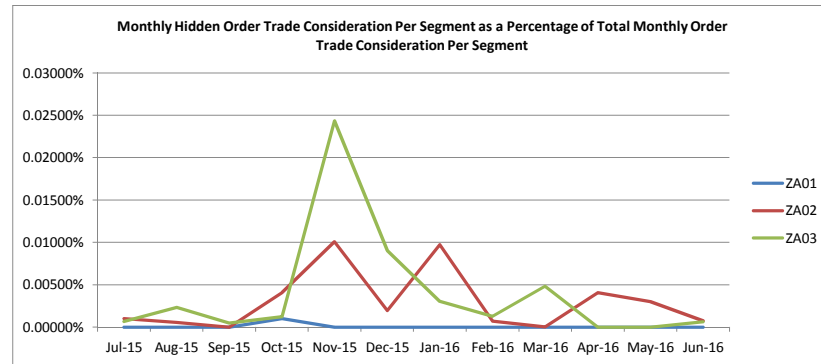
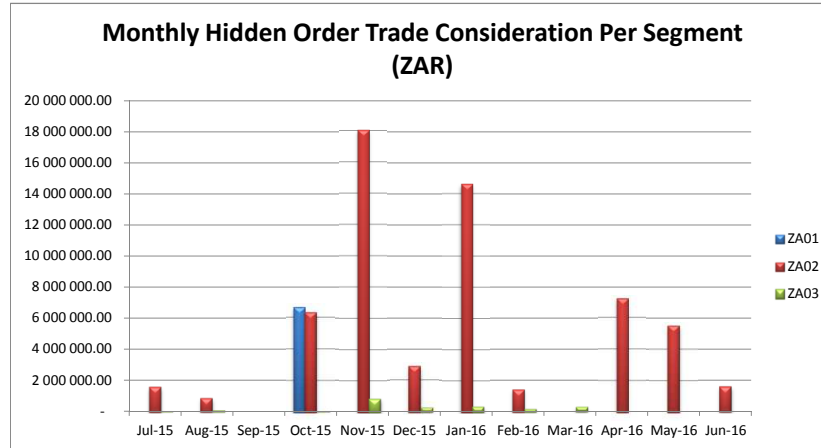
Month	ZA01	ZA02	ZA03
Jul-15	-	1 549 513.07	43 350.40
Aug-15	-	826 427.14	95 250.00
Sep-15	-	-	18 510.33
Oct-15	6 652 200.39	6 311 672.70	42 824.70
Nov-15	-	18 059 746.98	860 125.12
Dec-15	-	2 876 535.84	295 222.40
Jan-16	-	14 631 480.02	367 607.60
Feb-16	-	1 364 055.03	183 836.50
Mar-16	-	16 450.00	296 981.80
Apr-16	-	7 202 202.50	-
May-16	-	5 493 097.75	-
Jun-16	-	1 526 980.00	22 608.00
<b>Total</b>	<b>6 652 200.39</b>	<b>59 858 161.03</b>	<b>2 226 316.85</b>

Monthly Total Order Trade Consideration Per Segment (ZAR)

Month	ZA01	ZA02	ZA03
Jul-15	620 156 814 360.70	153 753 191 238.40	6 324 654 261.02
Aug-15	606 304 831 872.50	153 068 976 034.40	4 098 229 316.64
Sep-15	717 727 971 643.80	159 924 979 197.62	3 940 273 731.30
Oct-15	667 966 407 963.90	155 490 340 390.80	3 520 175 813.86
Nov-15	556 486 687 919.80	179 052 650 046.28	3 535 257 360.84
Dec-15	732 254 857 474.48	146 325 169 257.20	3 258 533 493.78
Jan-16	693 088 583 183.80	150 624 672 378.54	12 136 005 099.58
Feb-16	736 484 252 449.88	196 117 908 144.46	14 464 255 094.40
Mar-16	801 975 209 120.76	203 200 027 065.70	6 179 835 424.28
Apr-16	646 007 104 744.04	177 719 311 908.84	2 749 319 791.78
May-16	732 198 887 954.08	182 431 289 476.18	2 822 283 968.68
Jun-16	825 402 536 368.34	201 283 955 304.70	3 521 926 098.82
<b>Total</b>			

Monthly Hidden Order Trade Consideration Per Segment as a Percentage of Total Monthly Order Trade

Month	ZA01	ZA02	ZA03
Jul-15	0.00000%	0.00101%	0.00069%
Aug-15	0.00000%	0.00054%	0.00232%
Sep-15	0.00000%	0.00000%	0.00047%
Oct-15	0.00100%	0.00406%	0.00122%
Nov-15	0.00000%	0.01009%	0.02433%
Dec-15	0.00000%	0.00197%	0.00906%
Jan-16	0.00000%	0.00971%	0.00303%
Feb-16	0.00000%	0.00070%	0.00127%
Mar-16	0.00000%	0.00001%	0.00481%
Apr-16	0.00000%	0.00405%	0.00000%
May-16	0.00000%	0.00301%	0.00000%
Jun-16	0.00000%	0.00076%	0.00064%



### Hidden Order Trade Volume

Monthly Hidden Order Trade Volume Per Segment (ZAR)

Month	ZA01	ZA02	ZA03
Jul-15	-	79 913.00	7 663.00
Aug-15	-	484 708.00	5 000.00
Sep-15	-	-	6 657.00
Oct-15	47 861.00	506 857.00	1 627.00
Nov-15	-	805 383.00	86 796.00
Dec-15	-	550 416.00	71 813.00
Jan-16	-	242 601.00	10 618.00
Feb-16	-	198 790.00	3 549.00
Mar-16	-	1 387.00	61 098.00
Apr-16	-	1 088 291.00	-
May-16	-	519 431.00	-
Jun-16	-	182 000.00	2 880.00
<b>Total</b>	<b>47 861.00</b>	<b>4 659 777.00</b>	<b>257 701.00</b>

Monthly Total Order Trade Volume Per Segment (ZAR)

Month	ZA01	ZA02	ZA03
Jul-15	4 497 818 612.00	4 610 660 596.00	1 257 743 506.00
Aug-15	4 465 450 782.00	4 226 542 930.00	1 084 259 346.00
Sep-15	5 437 561 582.00	4 963 418 132.00	942 107 208.00
Oct-15	4 919 608 036.00	4 220 887 576.00	1 220 591 202.00
Nov-15	4 625 121 898.00	5 372 878 446.00	3 259 251 948.00
Dec-15	6 716 982 248.00	4 902 839 252.00	1 294 619 854.00
Jan-16	6 048 613 108.00	4 306 806 428.00	820 962 118.00
Feb-16	6 366 675 722.00	5 251 954 648.00	1 243 181 784.00
Mar-16	6 695 957 642.00	4 751 414 350.00	935 574 016.00
Apr-16	5 013 514 842.00	3 924 768 558.00	878 704 432.00
May-16	5 875 902 406.00	3 968 995 170.00	935 122 536.00
Jun-16	6 682 801 672.00	4 211 794 560.00	1 162 813 968.00
<b>Total</b>	<b>67 345 908 550.00</b>	<b>54 712 960 646.00</b>	<b>15 034 931 918.00</b>

Monthly Hidden Order Trade Volume Per Segment as a Percentage of Total Monthly Order Trade Volume Per Segment

Month	ZA01	ZA02	ZA03
Jul-15	0.00000%	0.00173%	0.00061%
Aug-15	0.00000%	0.01147%	0.00046%
Sep-15	0.00000%	0.00000%	0.00071%
Oct-15	0.00097%	0.01201%	0.00013%
Nov-15	0.00000%	0.01499%	0.00266%
Dec-15	0.00000%	0.01123%	0.00555%
Jan-16	0.00000%	0.00563%	0.00129%
Feb-16	0.00000%	0.00379%	0.00029%
Mar-16	0.00000%	0.00003%	0.00653%
Apr-16	0.00000%	0.02773%	0.00000%
May-16	0.00000%	0.01309%	0.00000%
Jun-16	0.00000%	0.00432%	0.00025%

