



### Hidden Order Statistic Report

#### Hidden Order Consideration

Hidden Order and Resultant Trade Statistics - March 2016

Monthly Hidden Order Consideration Per Segment (ZAR)

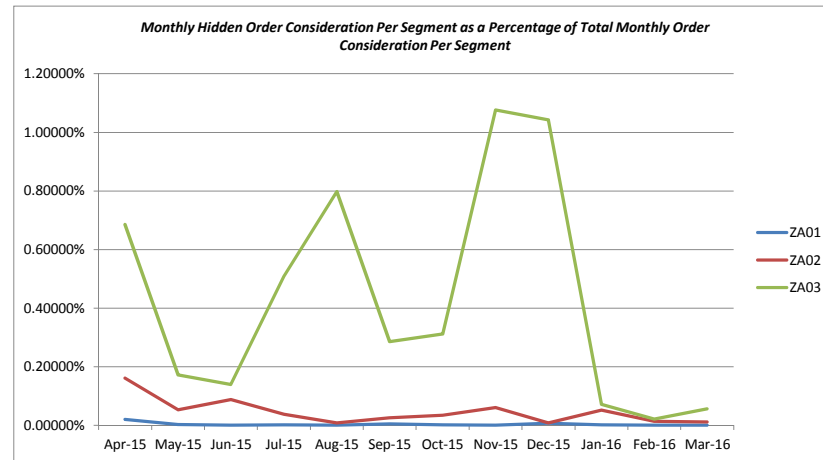
Month	ZA01	ZA02	ZA03
Apr-15	1 514 065 000.00	1 353 328 712.23	81 370 079.16
May-15	159 234 400.00	473 577 500.00	55 468 529.31
Jun-15	52 060 000.00	827 611 324.89	87 637 188.87
Jul-15	112 500 000.00	339 592 970.94	161 777 882.00
Aug-15	-	69 659 102.00	240 829 414.00
Sep-15	334 202 000.00	271 471 651.47	71 677 972.48
Oct-15	124 859 157.85	357 218 279.58	42 354 244.70
Nov-15	31 941 000.00	586 533 124.24	137 576 693.75
Dec-15	427 094 900.00	78 973 748.92	134 649 138.95
Jan-16	96 905 000.00	479 242 480.00	154 943 650.00
Feb-16	-	197 510 900.00	102 677 310.14
Mar-16	63 840 000.00	188 897 850.00	64 249 569.66
<b>Total</b>	<b>2 916 701 457.85</b>	<b>5 223 617 644.27</b>	<b>1 335 211 673.02</b>

Monthly Total Order Consideration Per Segment (ZAR)

Month	ZA01	ZA02	ZA03
Apr-15	7 661 554 024 579.32	842 451 441 323.61	11 880 323 128.76
May-15	7 091 755 989 221.14	893 272 349 036.90	32 145 445 329.99
Jun-15	9 882 093 981 683.57	942 087 363 512.62	63 065 093 006.63
Jul-15	7 790 137 980 463.11	911 188 510 979.61	31 787 430 543.95
Aug-15	6 989 167 807 129.88	861 518 390 078.94	30 168 101 604.25
Sep-15	7 629 395 778 239.20	1 075 876 158 674.55	25 086 145 941.87
Oct-15	8 253 611 393 276.91	1 044 811 039 263.89	13 584 792 483.70
Nov-15	6 500 854 919 209.83	959 164 478 607.34	12 782 697 156.93
Dec-15	5 732 982 060 403.17	945 505 893 535.40	12 916 239 903.17
Jan-16	6 777 731 598 500.31	918 208 328 143.73	217 571 396 693.61
Feb-16	7 157 508 487 394.22	1 432 225 444 046.51	480 444 746 609.19
Mar-16	7 165 410 321 874.67	1 645 560 476 375.79	115 291 337 304.59
<b>Total</b>	<b>88 632 204 341 975.30</b>	<b>12 471 869 873 578.90</b>	<b>1 046 723 749 706.64</b>

Monthly Hidden Order Consideration Per Segment as a Percentage of Total Monthly Order Consideration Per Segment

Month	ZA01	ZA02	ZA03
Apr-15	0.01976%	0.16064%	0.68491%
May-15	0.00225%	0.05302%	0.17255%
Jun-15	0.00053%	0.08785%	0.13896%
Jul-15	0.00144%	0.03727%	0.50894%
Aug-15	0.00000%	0.00809%	0.79829%
Sep-15	0.00438%	0.02523%	0.28573%
Oct-15	0.00151%	0.03419%	0.31178%
Nov-15	0.00049%	0.06115%	1.07627%
Dec-15	0.00745%	0.00835%	1.04248%
Jan-16	0.00143%	0.05219%	0.07122%
Feb-16	0.00000%	0.01379%	0.02137%
Mar-16	0.00089%	0.01148%	0.05573%
<b>Total</b>			



### Hidden Order Volume

Monthly Hidden Order Volume Per Segment (ZAR)

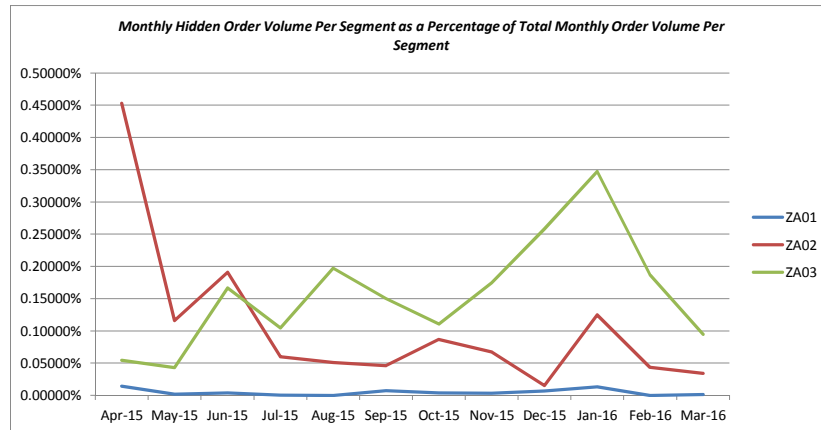
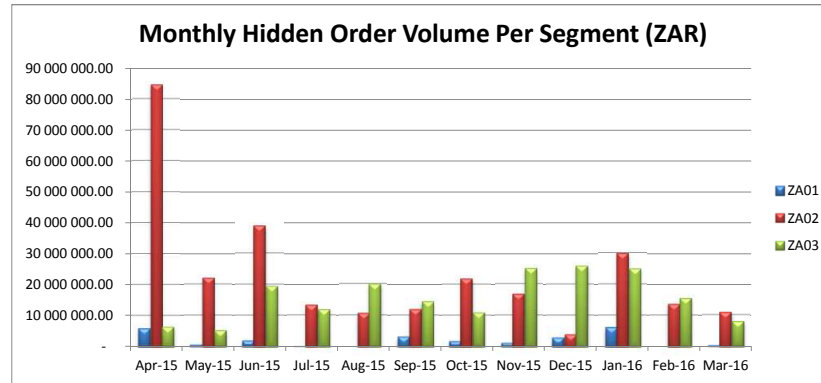
Month	ZA01	ZA02	ZA03
Apr-15	6 000 000.00	84 611 877.00	6 413 380.00
May-15	740 000.00	22 085 600.00	5 237 022.00
Jun-15	2 000 000.00	38 864 989.00	19 462 712.00
Jul-15	250 000.00	13 297 636.00	11 865 248.00
Aug-15	-	10 709 352.00	19 951 088.00
Sep-15	3 220 000.00	11 958 717.00	14 453 248.00
Oct-15	1 850 365.00	21 840 384.00	10 976 221.00
Nov-15	1 300 000.00	16 827 115.00	25 037 505.00
Dec-15	2 911 000.00	3 945 977.00	25 908 659.00
Jan-16	6 300 000.00	29 977 000.00	24 955 000.00
Feb-16	-	13 664 008.00	15 509 207.00
Mar-16	560 000.00	10 927 000.00	7 994 082.00
<b>Total</b>	<b>25 131 365.00</b>	<b>278 709 655.00</b>	<b>187 763 372.00</b>

Monthly Total Order Volume Per Segment (ZAR)

Month	ZA01	ZA02	ZA03
Apr-15	41 932 605 213.00	18 685 798 988.00	11 823 589 034.00
May-15	40 347 431 791.00	19 065 980 355.00	12 133 539 291.00
Jun-15	52 368 236 393.00	20 386 416 181.00	11 699 808 668.00
Jul-15	44 832 865 915.00	22 186 481 102.00	11 347 861 728.00
Aug-15	41 674 352 209.00	20 967 045 115.00	10 121 885 089.00
Sep-15	45 026 620 438.00	26 106 430 382.00	9 613 020 241.00
Oct-15	47 828 699 105.00	25 240 551 454.00	9 926 656 374.00
Nov-15	41 272 296 637.00	24 966 401 917.00	14 356 073 430.00
Dec-15	43 402 143 442.00	26 015 823 741.00	10 038 221 380.00
Jan-16	47 514 720 984.00	23 992 840 356.00	7 184 044 733.00
Feb-16	50 536 835 219.00	31 553 298 371.00	8 289 784 810.00
Mar-16	48 470 512 252.00	32 042 912 867.00	8 463 401 892.00
<b>Total</b>	<b>545 207 319 598.00</b>	<b>291 209 980 829.00</b>	<b>124 997 886 670.00</b>

Monthly Hidden Order Volume Per Segment as a Percentage of Total Monthly Order Volume Per Segment

Month	ZA01	ZA02	ZA03
Apr-15	0.01431%	0.45281%	0.05424%
May-15	0.00183%	0.11584%	0.04316%
Jun-15	0.00382%	0.19064%	0.16635%
Jul-15	0.00056%	0.05994%	0.10456%
Aug-15	0.00000%	0.05108%	0.19711%
Sep-15	0.00715%	0.04581%	0.15035%
Oct-15	0.00387%	0.08653%	0.11057%
Nov-15	0.00315%	0.06740%	0.17440%
Dec-15	0.00671%	0.01517%	0.25810%
Jan-16	0.01326%	0.12494%	0.34737%
Feb-16	0.00000%	0.04330%	0.18709%
Mar-16	0.00116%	0.03410%	0.09445%



Hidden Order Trade Consideration

Monthly Hidden Order Trade Consideration Per Segment (ZAR)

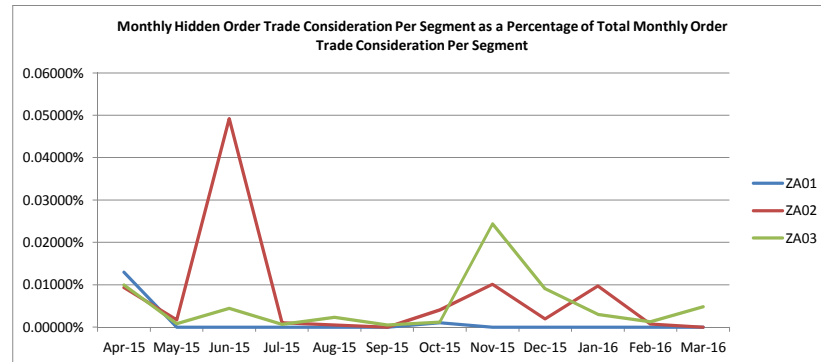
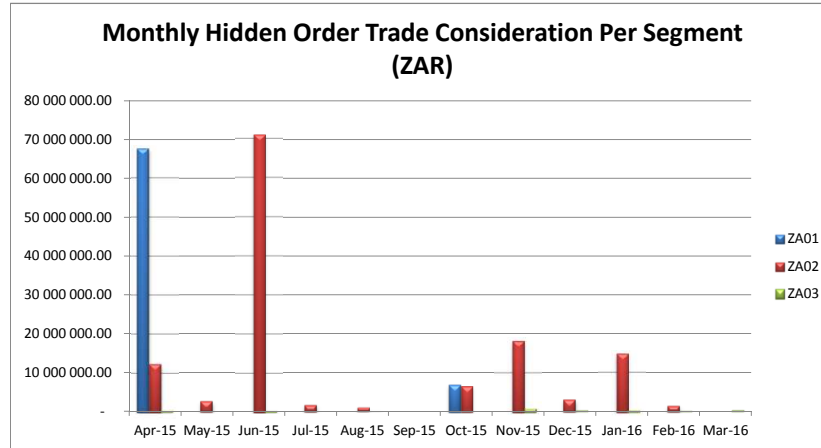
Month	ZA01	ZA02	ZA03
Apr-15	67 564 101.77	12 312 471.66	326 099.80
May-15	-	2 533 245.37	75 529.44
Jun-15	-	71 081 391.74	315 492.20
Jul-15	-	1 549 513.07	43 350.40
Aug-15	-	826 427.14	95 250.00
Sep-15	-	-	18 510.33
Oct-15	6 652 200.39	6 311 672.70	42 824.70
Nov-15	-	18 059 746.98	860 125.12
Dec-15	-	2 876 535.84	295 222.40
Jan-16	-	14 631 480.02	367 607.60
Feb-16	-	1 364 055.03	183 836.50
Mar-16	-	16 450.00	296 981.80
<b>Total</b>	<b>74 216 302.16</b>	<b>131 562 989.55</b>	<b>2 920 830.29</b>

Monthly Total Order Trade Consideration Per Segment (ZAR)

Month	ZA01	ZA02	ZA03
Apr-15	520 827 519 069.49	132 079 468 502.88	3 267 610 168.44
May-15	551 943 225 475.60	150 868 194 778.38	9 319 971 364.80
Jun-15	633 118 962 684.76	144 408 668 705.20	7 166 797 192.94
Jul-15	620 156 814 360.70	153 753 191 238.40	6 324 654 261.02
Aug-15	606 304 831 872.50	153 068 976 034.40	4 098 229 316.64
Sep-15	717 727 971 643.80	159 924 979 197.62	3 940 273 731.30
Oct-15	667 966 407 963.90	155 490 340 390.80	3 520 175 813.86
Nov-15	556 486 687 919.80	179 052 650 046.28	3 535 257 360.84
Dec-15	732 254 857 474.48	146 325 169 257.20	3 258 533 493.78
Jan-16	693 088 583 183.80	150 624 672 378.54	12 136 005 099.58
Feb-16	736 484 252 449.88	196 117 908 144.46	14 464 255 094.40
Mar-16	801 975 209 120.76	203 200 027 065.70	6 179 835 424.28
<b>Total</b>			

Monthly Hidden Order Trade Consideration Per Segment as a Percentage of Total Monthly Order Trade

Month	ZA01	ZA02	ZA03
Apr-15	0.01297%	0.00932%	0.00998%
May-15	0.00000%	0.00168%	0.00081%
Jun-15	0.00000%	0.04922%	0.00440%
Jul-15	0.00000%	0.00101%	0.00069%
Aug-15	0.00000%	0.00054%	0.00232%
Sep-15	0.00000%	0.00000%	0.00047%
Oct-15	0.00100%	0.00406%	0.00122%
Nov-15	0.00000%	0.01009%	0.02433%
Dec-15	0.00000%	0.00197%	0.00906%
Jan-16	0.00000%	0.00971%	0.00303%
Feb-16	0.00000%	0.00070%	0.00127%
Mar-16	0.00000%	0.00001%	0.00481%



### Hidden Order Trade Volume

Monthly Hidden Order Trade Volume Per Segment (ZAR)

Month	ZA01	ZA02	ZA03
Apr-15	266 620.00	547 708.00	11 738.00
May-15	-	123 338.00	20 718.00
Jun-15	-	1 807 079.00	67 126.00
Jul-15	-	79 913.00	7 663.00
Aug-15	-	484 708.00	5 000.00
Sep-15	-	-	6 657.00
Oct-15	47 861.00	506 857.00	1 627.00
Nov-15	-	805 383.00	86 796.00
Dec-15	-	550 416.00	71 813.00
Jan-16	-	242 601.00	10 618.00
Feb-16	-	198 790.00	3 549.00
Mar-16	-	1 387.00	61 098.00
<b>Total</b>	<b>314 481.00</b>	<b>5 348 180.00</b>	<b>354 403.00</b>

Monthly Total Order Trade Volume Per Segment (ZAR)

Month	ZA01	ZA02	ZA03
Apr-15	3 511 737 820.00	3 391 945 626.00	1 072 218 126.00
May-15	4 067 874 284.00	3 634 587 638.00	1 612 054 606.00
Jun-15	4 811 779 078.00	3 900 238 012.00	1 173 269 184.00
Jul-15	4 497 818 612.00	4 610 660 596.00	1 257 743 506.00
Aug-15	4 465 450 782.00	4 226 542 930.00	1 084 259 346.00
Sep-15	5 437 561 582.00	4 963 418 132.00	942 107 208.00
Oct-15	4 919 608 036.00	4 220 887 576.00	1 220 591 202.00
Nov-15	4 625 121 898.00	5 372 878 446.00	3 259 251 948.00
Dec-15	6 716 982 248.00	4 902 839 252.00	1 294 619 854.00
Jan-16	6 048 613 108.00	4 306 806 428.00	820 962 118.00
Feb-16	6 366 675 722.00	5 251 954 648.00	1 243 181 784.00
Mar-16	6 695 857 642.00	4 751 414 350.00	935 574 016.00
<b>Total</b>	<b>62 165 080 812.00</b>	<b>53 534 173 634.00</b>	<b>15 915 832 898.00</b>

Monthly Hidden Order Trade Volume Per Segment as a Percentage of Total Monthly Order Trade Volume Per Segment

Month	ZA01	ZA02	ZA03
Apr-15	0.00759%	0.01615%	0.00109%
May-15	0.00000%	0.00339%	0.00129%
Jun-15	0.00000%	0.04633%	0.00572%
Jul-15	0.00000%	0.00173%	0.00061%
Aug-15	0.00000%	0.01147%	0.00046%
Sep-15	0.00000%	0.00000%	0.00071%
Oct-15	0.00097%	0.01201%	0.00013%
Nov-15	0.00000%	0.01499%	0.00266%
Dec-15	0.00000%	0.01123%	0.00555%
Jan-16	0.00000%	0.00563%	0.00129%
Feb-16	0.00000%	0.00379%	0.00029%
Mar-16	0.00000%	0.00003%	0.00653%

