



## Hidden Order Statistic Report

### Hidden Order Consideration

Hidden Order and Resultant Trade Statistics as at

Monthly Hidden Order Consideration Per Segment (ZAR)

Month	ZA01	ZA02	ZA03
Nov-15	31 941 000	586 533 124	137 576 694
Dec-15	427 094 900	78 973 749	134 649 139
Jan-16	96 905 000	479 242 480	154 943 650
Feb-16	-	197 510 900	102 677 310
Mar-16	63 840 000	188 897 850	64 249 570
Apr-16	-	294 368 038	33 181 367
May-16	167 971 000	654 883 400	35 283 914
Jun-16	80 465 000	459 686 521	68 569 585
Jul-16	569 257 000	466 421 849	17 903 398
Aug-16	704 627 300	288 629 585	144 803 627
Sep-16	738 079 405	247 289 203	42 295 318
Oct-16	226 526 400	100 478 947	460 253
<b>Total</b>	<b>3 106 707 005</b>	<b>4 042 915 646</b>	<b>936 593 825</b>

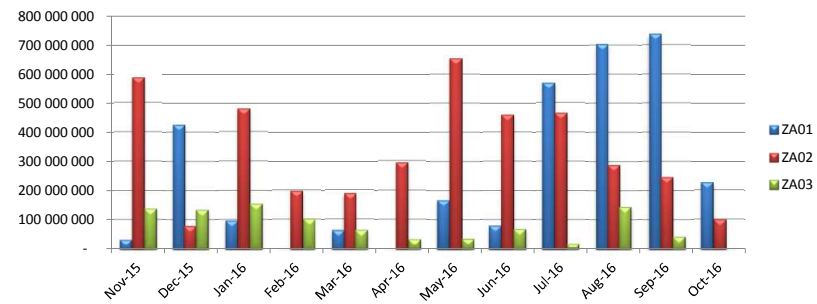
Monthly Total Order Consideration Per Segment (ZAR)

Month	ZA01	ZA02	ZA03
Nov-15	6 500 854 919 210	959 164 478 607	12 782 697 157
Dec-15	5 732 982 060 403	945 505 893 535	12 916 239 903
Jan-16	6 777 731 598 500	918 208 328 144	217 571 396 694
Feb-16	7 157 508 487 394	1 432 225 444 047	480 444 746 609
Mar-16	7 165 410 321 875	1 645 560 476 376	115 291 337 305
Apr-16	7 474 602 460 894	1 742 396 015 493	11 558 457 557
May-16	7 975 322 531 441	1 715 670 749 605	13 956 867 230
Jun-16	8 226 391 332 437	2 088 240 274 563	15 822 936 388
Jul-16	6 702 409 961 328	1 924 773 007 133	12 726 914 749
Aug-16	6 722 681 271 347	1 613 008 346 305	14 159 247 857
Sep-16	7 206 376 356 708	1 869 875 777 527	32 360 026 757
Oct-16	6 240 462 847 582	1 414 020 974 899	28 084 851 440
<b>Total</b>	<b>83 882 734 149 120</b>	<b>18 268 649 766 234</b>	<b>967 675 719 645</b>

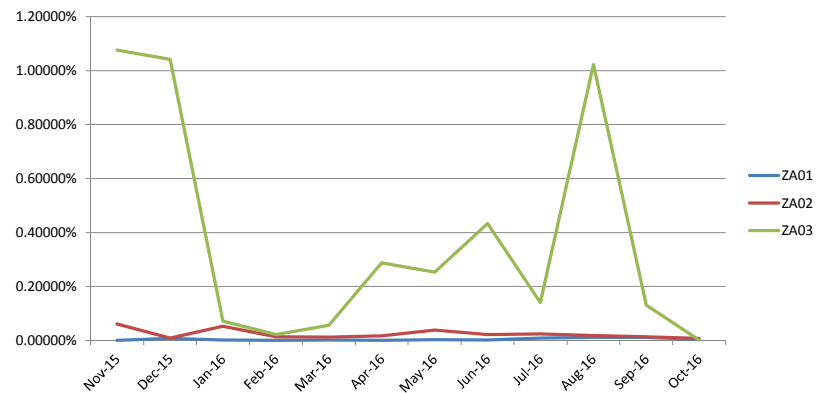
Monthly Hidden Order Consideration Per Segment as a Percentage of Total Monthly Order Consideration Per Segment

Month	ZA01	ZA02	ZA03
Nov-15	0.00049%	0.06115%	1.07627%
Dec-15	0.00745%	0.00835%	1.04248%
Jan-16	0.00143%	0.05219%	0.07122%
Feb-16	0.00000%	0.01379%	0.02137%
Mar-16	0.00089%	0.01148%	0.05573%
Apr-16	0.00000%	0.01689%	0.28707%
May-16	0.00211%	0.03817%	0.25281%
Jun-16	0.00098%	0.02201%	0.43336%
Jul-16	0.00849%	0.02423%	0.14067%
Aug-16	0.01048%	0.01789%	1.02268%
Sep-16	0.01024%	0.01322%	0.13070%
Oct-16	0.00363%	0.00711%	0.00164%
<b>Total</b>			

Monthly Hidden Order Consideration Per Segment (ZAR)



Monthly Hidden Order Consideration Per Segment as a Percentage of Total Monthly Order Consideration Per Segment



### Hidden Order Volume

Monthly Hidden Order Volume Per Segment (ZAR)

Month	ZA01	ZA02	ZA03
Nov-15	1 300 000	16 827 115	25 037 505
Dec-15	2 911 000	3 945 977	25 908 659
Jan-16	6 300 000	29 977 000	24 955 000
Feb-16	-	13 664 008	15 509 207
Mar-16	560 000	10 927 000	7 994 082
Apr-16	-	15 582 018	4 684 897
May-16	3 700 000	27 715 000	4 870 267
Jun-16	4 000 000	14 405 813	15 096 990
Jul-16	5 065 000	101 069 970	2 719 913
Aug-16	9 317 000	17 070 696	16 365 449
Sep-16	3 847 974	10 137 973	11 290 581
Oct-16	3 615 000	1 836 969	30 032
<b>Total</b>	<b>40 615 974</b>	<b>263 159 539</b>	<b>154 462 582</b>

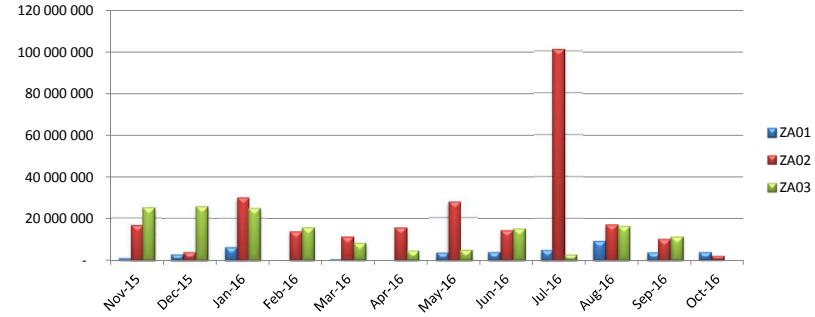
Monthly Total Order Volume Per Segment (ZAR)

Month	ZA01	ZA02	ZA03
Nov-15	41 272 296 637	24 966 401 917	14 356 073 430
Dec-15	43 402 143 442	26 015 823 741	10 038 221 380
Jan-16	47 514 720 984	23 992 840 356	7 184 044 733
Feb-16	50 536 835 219	31 553 298 371	8 289 784 810
Mar-16	48 470 512 252	32 042 912 867	8 463 401 892
Apr-16	44 710 801 205	30 767 088 917	7 816 189 012
May-16	48 601 887 303	30 354 316 947	9 394 822 350
Jun-16	54 505 831 144	35 248 559 390	9 770 004 107
Jul-16	46 214 343 470	29 415 801 677	9 464 577 206
Aug-16	43 569 241 034	25 937 566 151	8 792 877 556
Sep-16	52 862 027 516	30 985 314 209	9 672 999 302
Oct-16	49 156 062 930	23 395 907 677	8 578 370 796
<b>Total</b>	<b>570 816 703 136</b>	<b>344 675 832 220</b>	<b>111 821 366 574</b>

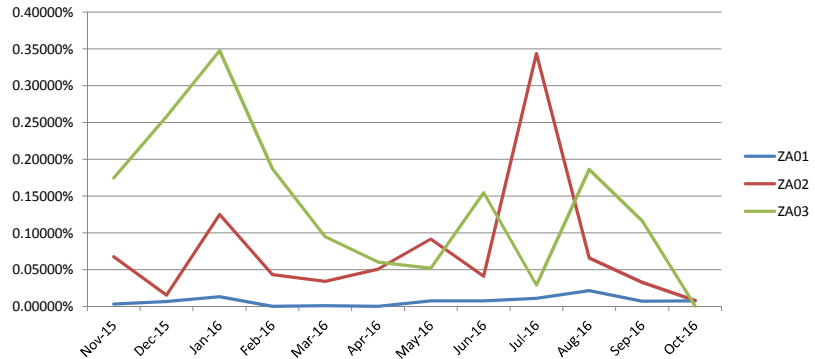
Monthly Hidden Order Volume Per Segment as a Percentage of Total Monthly Order Volume Per Segment

Month	ZA01	ZA02	ZA03
Nov-15	0.00315%	0.06740%	0.17440%
Dec-15	0.00671%	0.01517%	0.25810%
Jan-16	0.01326%	0.12494%	0.34737%
Feb-16	0.00000%	0.04330%	0.18709%
Mar-16	0.00116%	0.03410%	0.09445%
Apr-16	0.00000%	0.05065%	0.05994%
May-16	0.00761%	0.09130%	0.05184%
Jun-16	0.00734%	0.04087%	0.15452%
Jul-16	0.01096%	0.34359%	0.02874%
Aug-16	0.02138%	0.06581%	0.18612%
Sep-16	0.00728%	0.03272%	0.11672%
Oct-16	0.00735%	0.00785%	0.00035%

Monthly Hidden Order Volume Per Segment (ZAR)



Monthly Hidden Order Volume Per Segment as a Percentage of Total Monthly Order Volume Per Segment



Hidden Order Trade Consideration

Monthly Hidden Order Trade Consideration Per Segment (ZAR)

Month	ZA01	ZA02	ZA03
Nov-15	-	18 059 747	860 125
Dec-15	-	2 876 536	295 222
Jan-16	-	14 631 480	367 608
Feb-16	-	1 364 055	183 837
Mar-16	-	16 450	296 982
Apr-16	-	7 202 203	-
May-16	-	5 493 098	-
Jun-16	-	1 526 980	22 608
Aug-16	-	101 438 117	4 777 566
Sep-16	-	-	1 397 324
Oct-16	-	-	-
<b>Total</b>	-	<b>152 608 666</b>	<b>8 201 272</b>

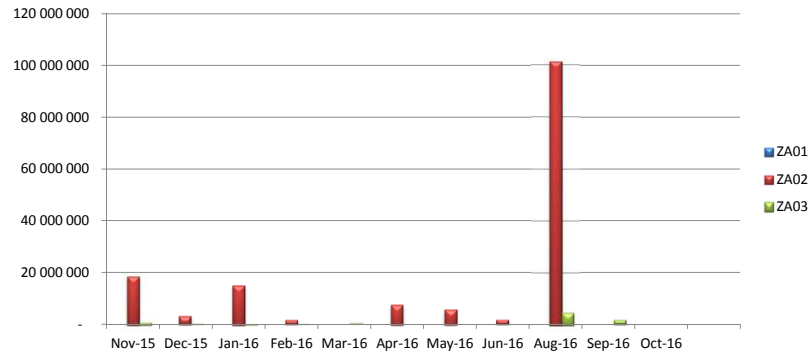
Monthly Total Order Trade Consideration Per Segment (ZAR)

Month	ZA01	ZA02	ZA03
Nov-15	556 486 687 920	179 052 650 046	3 535 257 361
Dec-15	732 254 857 474	146 325 169 257	3 258 533 494
Jan-16	693 088 583 184	150 624 672 379	12 136 005 100
Feb-16	736 484 252 450	196 117 908 144	14 464 255 094
Mar-16	801 975 209 121	203 200 027 066	6 179 835 424
Apr-16	646 007 104 744	177 719 311 909	2 749 319 792
May-16	732 198 887 954	182 431 289 476	2 822 283 969
Jun-16	825 402 536 368	201 283 955 305	3 521 928 099
Aug-16	720 624 581 824	208 140 771 476	3 154 839 313
Sep-16	883 885 237 896	220 156 343 420	8 192 526 180
Oct-16	666 337 419 465	162 412 358 510	5 561 164 936
<b>Total</b>	-	-	-

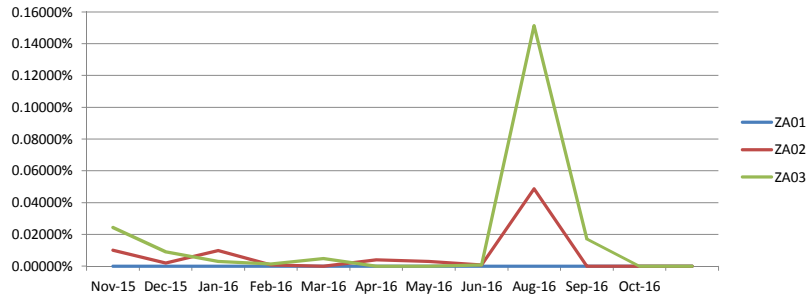
Monthly Hidden Order Trade Consideration Per Segment as a Percentage of Total Monthly Order Trade

Month	ZA01	ZA02	ZA03
Nov-15	0.00000%	0.01009%	0.02433%
Dec-15	0.00000%	0.00197%	0.00906%
Jan-16	0.00000%	0.00971%	0.00303%
Feb-16	0.00000%	0.00070%	0.00127%
Mar-16	0.00000%	0.00001%	0.00481%
Apr-16	0.00000%	0.00405%	0.00000%
May-16	0.00000%	0.00301%	0.00000%
Jun-16	0.00000%	0.00076%	0.00064%
Aug-16	0.00000%	0.04874%	0.15144%
Sep-16	0.00000%	0.00000%	0.01706%
Oct-16	0.00000%	0.00000%	0.00000%

Monthly Hidden Order Trade Consideration Per Segment (ZAR)



Monthly Hidden Order Trade Consideration Per Segment as a Percentage of Total Monthly Order Trade Consideration Per Segment



Hidden Order Trade Volume

Monthly Hidden Order Trade Volume Per Segment (ZAR)

Month	ZA01	ZA02	ZA03
Nov-15	-	805 383	86 796
Dec-15	-	550 416	71 813
Jan-16	-	242 601	10 618
Feb-16	-	198 790	3 549
Mar-16	-	1 387	61 098
Apr-16	-	1 088 291	-
May-16	-	519 431	-
Jun-16	-	182 000	2 880
Aug-16	-	4 263 754	656 926
Sep-16	-	-	485 182
Oct-16	-	-	-
<b>Total</b>	-	<b>7 852 053.00</b>	<b>1 378 862.00</b>

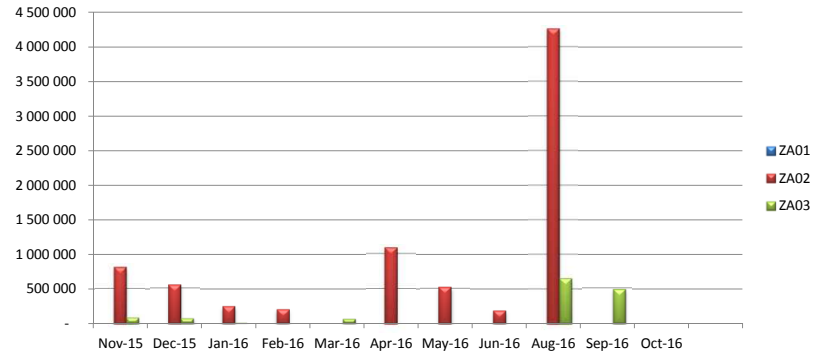
Monthly Total Order Trade Volume Per Segment (ZAR)

Month	ZA01	ZA02	ZA03
Nov-15	4 625 121 898	5 372 878 446	3 259 251 948
Dec-15	6 716 982 248	4 902 839 252	1 294 619 854
Jan-16	6 048 613 108	4 306 806 428	820 962 118
Feb-16	6 366 675 722	5 251 954 648	1 243 181 784
Mar-16	6 695 857 642	4 751 414 350	935 574 016
Apr-16	5 013 514 842	3 924 768 558	878 704 432
May-16	5 875 902 406	3 968 995 170	935 122 536
Jun-16	6 682 801 672	4 211 794 560	1 162 813 968
Aug-16	5 880 377 480	4 116 432 216	965 929 444
Sep-16	7 391 351 264	4 661 568 886	1 386 035 252
Oct-16	5 822 231 746	3 493 278 116	1 137 881 782
<b>Total</b>	<b>67 119 430 028.00</b>	<b>48 962 730 630.00</b>	<b>14 020 077 134.00</b>

Monthly Hidden Order Trade Volume Per Segment as a Percentage of Total Monthly Order Trade Volume Per

Month	ZA01	ZA02	ZA03
Nov-15	0.00000%	0.01499%	0.00266%
Dec-15	0.00000%	0.01123%	0.00555%
Jan-16	0.00000%	0.00563%	0.00129%
Feb-16	0.00000%	0.00379%	0.00029%
Mar-16	0.00000%	0.00003%	0.00653%
Apr-16	0.00000%	0.02773%	0.00000%
May-16	0.00000%	0.01309%	0.00000%
Jun-16	0.00000%	0.00432%	0.00025%
Aug-16	0.00000%	0.10358%	0.06801%
Sep-16	0.00000%	0.00000%	0.03501%
Oct-16	0.00000%	0.00000%	0.00000%

Monthly Hidden Order Trade Volume Per Segment (ZAR)



Monthly Hidden Order Trade Volume Per Segment as a Percentage of Total Monthly Order Trade Volume Per Segment

