



Hidden Order Statistic Report Hidden Order Consideration

Hidden Order and Resultant Trade Statistics as at
Monthly Hidden Order Consideration Per Segment (ZAR)

Month	ZA01	ZA02	ZA03
Aug-16	704 627 300	288 629 585	144 803 627
Sep-16	738 079 405	247 289 203	42 295 318
Oct-16	226 526 400	100 478 947	460 253
Nov-16	1 331 027 392	647 105 231	-
Dec-16	508 267 445	529 004 136	13 310 000
Jan-17	170 450 000	-	-
Feb-17	116 815 005	64 972 296	-
Mar-17	127 916 612	19 920 000	-
Apr-17	59 475 000	-	-
May-17	26 834 286	-	23 000
Jun-17	285 185 700	199 500 000	-
Total	4 295 204 544	2 096 899 398	200 892 199

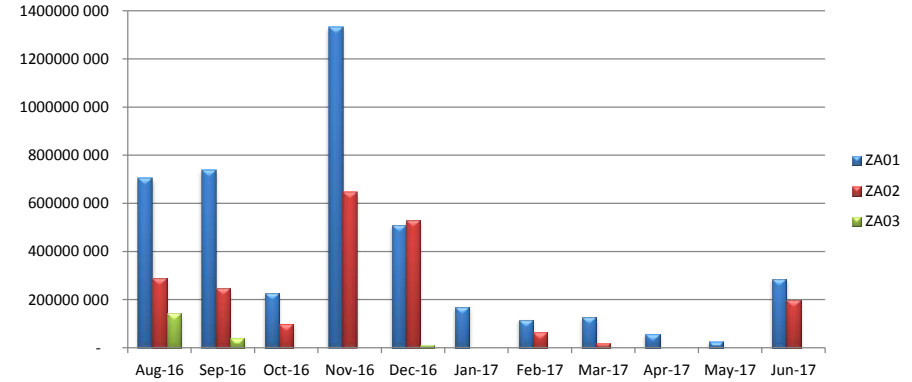
Monthly Total Order Consideration Per Segment (ZAR)

Month	ZA01	ZA02	ZA03
Aug-16	6 722 681 271 347	1 613 008 346 305	14 159 247 857
Sep-16	7 206 376 356 708	1 869 875 777 527	32 360 026 757
Oct-16	6 240 462 847 582	1 414 020 974 899	28 084 851 440
Nov-16	7 991 141 800 889	1 858 599 081 445	69 688 700 285
Dec-16	5 314 578 401 553	1 365 600 880 543	59 208 196 781
Jan-17	6 822 337 321 085	1 435 948 908 658	19 313 331 482
Feb-17	6 361 564 642 684	1 598 822 346 797	16 387 015 276
Mar-17	7 061 768 105 296	1 770 704 534 089	22 957 459 271
Apr-17	4 876 866 392 806	1 086 824 669 615	8 935 786 196
May-17	7 600 858 383 471	1 570 007 466 455	18 729 134 126
Jun-17	9 256 821 485 527	2 576 183 200 873	17 989 002 441
Total	75 455 457 008 950	18 159 596 187 205	307 812 751 911

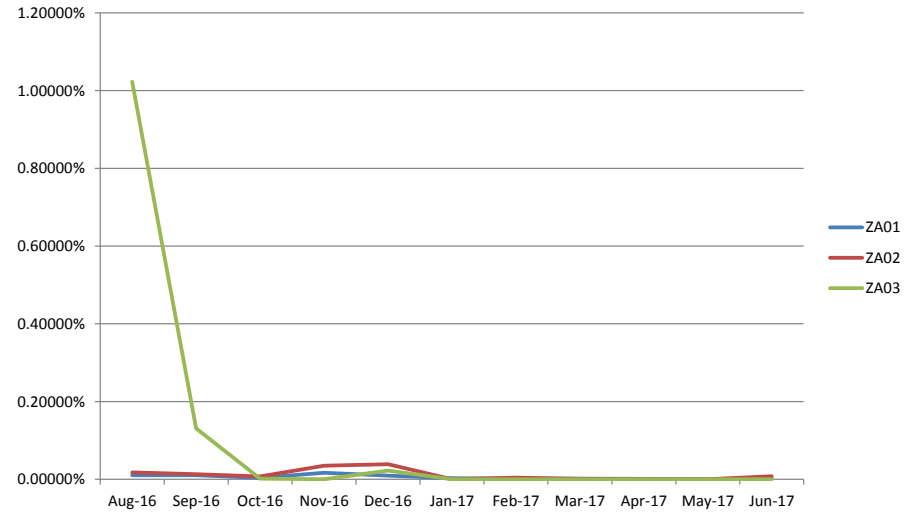
Monthly Hidden Order Consideration Per Segment as a Percentage of Total Monthly Order Consideration Per Segment

Month	ZA01	ZA02	ZA03
Aug-16	0.01048%	0.01789%	1.02268%
Sep-16	0.01024%	0.01322%	0.13070%
Oct-16	0.00363%	0.00711%	0.00164%
Nov-16	0.01666%	0.03482%	0.00000%
Dec-16	0.00956%	0.03874%	0.02248%
Jan-17	0.00250%	0.00000%	0.00000%
Feb-17	0.00184%	0.00406%	0.00000%
Mar-17	0.00181%	0.00112%	0.00000%
Apr-17	0.00122%	0.00000%	0.00000%
May-17	0.00035%	0.00000%	0.00012%
Jun-17	0.00308%	0.00774%	0.00000%
Total			

Monthly Hidden Order Consideration Per Segment (ZAR)



Monthly Hidden Order Consideration Per Segment as a Percentage of Total Monthly Order Consideration Per Segment



Hidden Order Volume

Monthly Hidden Order Volume Per Segment (ZAR)

Month	ZA01	ZA02	ZA03
Aug-16	9 317 000	17 070 696	16 365 449
Sep-16	3 847 974	10 137 973	11 290 581
Oct-16	3 615 000	1 836 969	30 032
Nov-16	16 194 504	8 500 692	-
Dec-16	3 941 209	7 817 457	772 463
Jan-17	3 225 000	25 000	-
Feb-17	2 376 915	746 808	37 329
Mar-17	4 277 457	3 494 572	-
Apr-17	2 670 000	3 937 800	1 000 000
May-17	6 012 295	7 990 678	21 185 000
Jun-17	2 106 714	11 371 896	11 930 000
Total	57 584 068	72 930 541	62 610 854

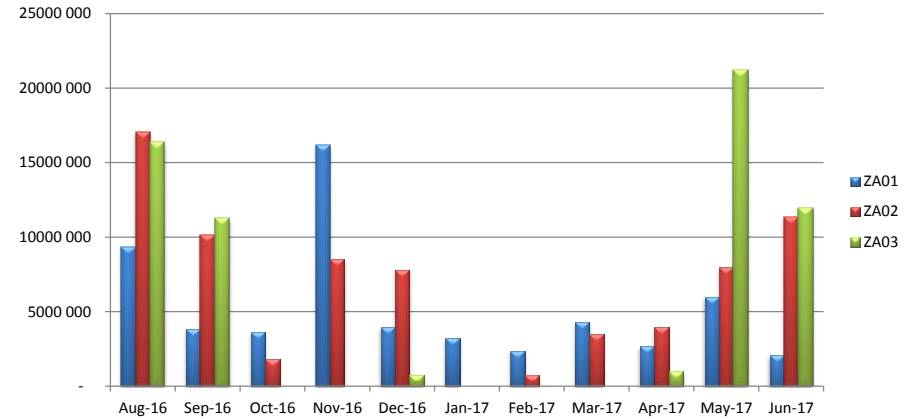
Monthly Total Order Volume Per Segment (ZAR)

Month	ZA01	ZA02	ZA03
Aug-16	43 569 241 034	25 937 566 151	8 792 877 556
Sep-16	52 862 027 516	30 985 314 209	9 672 999 302
Oct-16	49 156 062 930	23 395 907 677	8 578 370 796
Nov-16	65 917 912 987	29 220 489 014	9 366 082 440
Dec-16	42 943 530 227	20 710 939 447	7 091 008 899
Jan-17	47 743 222 428	22 086 413 660	7 639 024 626
Feb-17	43 104 213 784	26 409 895 233	9 100 615 983
Mar-17	51 721 457 843	28 989 599 147	8 875 073 832
Apr-17	31 207 736 307	15 643 258 782	5 226 283 016
May-17	45 712 552 690	24 386 662 617	10 991 586 794
Jun-17	59 785 204 015	34 501 951 809	13 206 602 079
Total	533 723 161 761	282 267 997 746	98 540 525 323

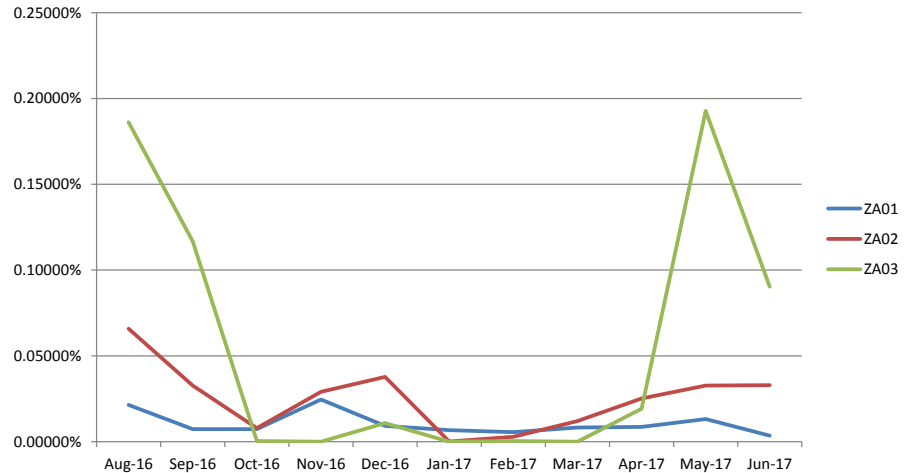
Monthly Hidden Order Volume Per Segment as a Percentage of Total Monthly Order Volume Per Segment

Month	ZA01	ZA02	ZA03
Aug-16	0.02138%	0.06581%	0.18612%
Sep-16	0.00728%	0.03272%	0.11672%
Oct-16	0.00735%	0.00785%	0.00035%
Nov-16	0.02457%	0.02909%	0.00000%
Dec-16	0.00918%	0.03775%	0.01089%
Jan-17	0.00675%	0.00011%	0.00000%
Feb-17	0.00551%	0.00283%	0.00041%
Mar-17	0.00827%	0.01205%	0.00000%
Apr-17	0.00856%	0.02517%	0.01913%
May-17	0.01315%	0.03277%	0.19274%
Jun-17	0.00352%	0.03296%	0.09033%

Monthly Hidden Order Volume Per Segment (ZAR)



Monthly Hidden Order Volume Per Segment as a Percentage of Total Monthly Order Volume Per Segment



Hidden Order Trade Consideration

Monthly Hidden Order Trade Consideration Per Segment (ZAR)

Month	ZA01	ZA02	ZA03
Aug-16	-	101 438 117	4 777 566
Sep-16	-	-	1 397 324
Oct-16	-	-	-
Nov-16	-	3 880 000	-
Dec-16	-	-	-
Jan-17	-	-	-
Feb-17	-	-	-
Mar-17	-	-	-
Apr-17	-	-	-
May-17	-	3 644 268	-
Jun-17	-	12 190 502	-
Jul-17	-	-	-
Total	-	121 152 888	6 174 890

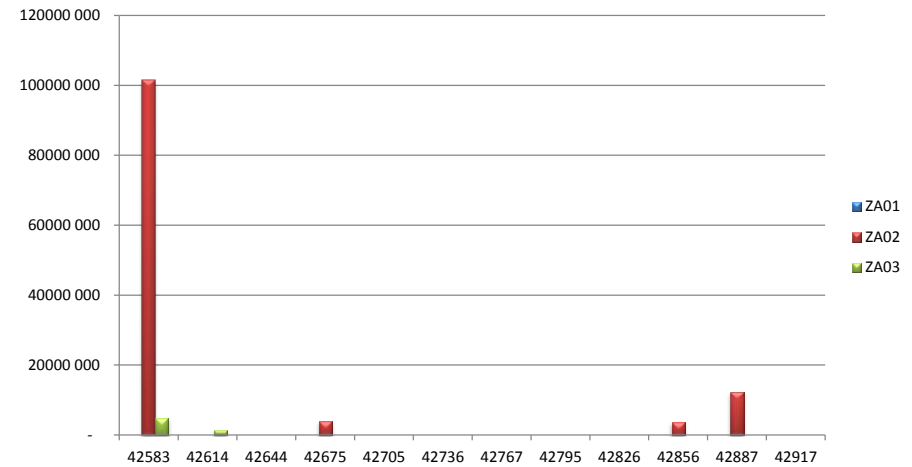
Monthly Total Order Trade Consideration Per Segment (ZAR)

Month	ZA01	ZA02	ZA03
Aug-16	720 624 581 824	208 140 771 476	3 154 839 313
Sep-16	883 885 237 896	220 156 343 420	8 192 526 180
Oct-16	666 337 419 465	162 412 358 510	5 561 164 936
Nov-16	796 667 579 172	194 274 541 251	7 703 790 567
Dec-16	532 783 839 599	149 891 715 957	4 460 940 754
Jan-17	572 596 919 899	146 633 432 999	3 477 530 799
Feb-17	552 343 150 264	183 197 963 707	4 124 210 364
Mar-17	707 926 464 947	209 158 123 242	4 589 961 790
Apr-17	379 916 408 744	107 705 524 276	1 807 758 205
May-17	556 881 863 394	155 150 424 936	5 355 597 218
Jun-17	743 241 079 857	192 836 567 742	4 210 568 626
Jul-17	532 082 054 651	138 246 343 508	1 837 218 862
Total			


Monthly Hidden Order Trade Consideration Per Segment as a Percentage of Total Monthly Order Trade

Month	ZA01	ZA02	ZA03
Aug-16	0.00000%	0.04874%	0.15144%
Sep-16	0.00000%	0.00000%	0.01706%
Oct-16	0.00000%	0.00000%	0.00000%
Nov-16	0.00000%	0.00200%	0.00000%
Dec-16	0.00000%	0.00000%	0.00000%
Jan-17	0.00000%	0.00000%	0.00000%
Feb-17	0.00000%	0.00000%	0.00000%
Mar-17	0.00000%	0.00000%	0.00000%
Apr-17	0.00000%	0.00000%	0.00000%
May-17	0.00000%	0.00235%	0.00000%
Jun-17	0.00000%	0.00632%	0.00000%
Jul-17	0.00000%	0.00000%	0.00000%

Monthly Hidden Order Trade Consideration Per Segment (ZAR)



Monthly Hidden Order Trade Consideration Per Segment as a Percentage of Total Monthly Order Trade Consideration Per Segment



Hidden Order Trade Volume

Monthly Hidden Order Trade Volume Per Segment (ZAR)

Month	ZA01	ZA02	ZA03
Aug-16	-	4 263 754	656 926
Sep-16	-	-	485 182
Oct-16	-	-	-
Nov-16	-	250 000	-
Dec-16	-	-	-
Jan-17	-	-	-
Feb-17	-	-	-
Mar-17	-	-	-
Apr-17	-	-	-
May-17	-	199 321	-
Jun-17	-	90 565	-
Jul-17	-	-	-
Total	-	4 803 640.00	1 142 108.00

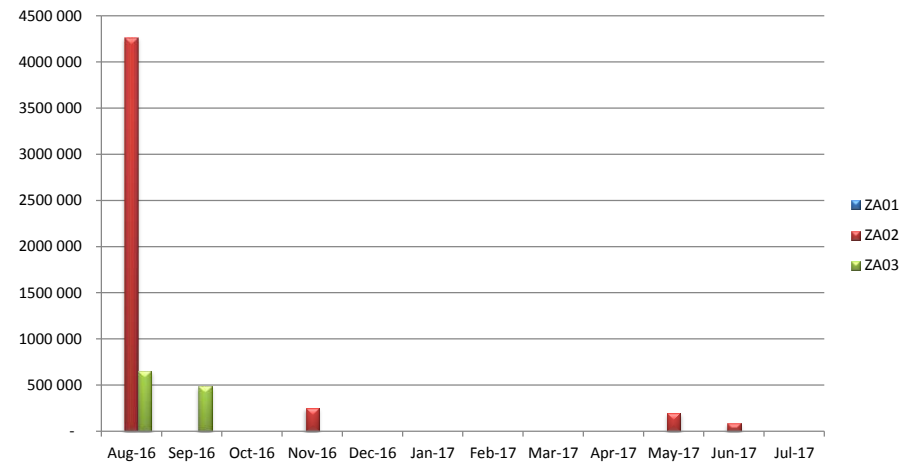
Monthly Total Order Trade Volume Per Segment (ZAR)

Month	ZA01	ZA02	ZA03
Aug-16	5 880 377 480	4 116 432 216	965 929 444
Sep-16	7 391 351 264	4 661 568 886	1 386 035 252
Oct-16	5 822 231 746	3 493 278 116	1 137 881 782
Nov-16	7 895 859 642	3 981 671 588	1 080 165 838
Dec-16	5 284 185 130	3 030 541 708	922 917 512
Jan-17	5 316 616 034	3 223 893 292	908 442 154
Feb-17	5 113 533 914	5 462 326 010	1 131 042 188
Mar-17	7 064 337 720	4 958 345 454	1 824 974 384
Apr-17	3 950 465 006	2 176 048 902	621 948 142
May-17	5 075 825 452	3 663 410 630	1 707 150 592
Jun-17	7 025 489 608	4 998 731 234	1 513 524 746
Jul-17	4 722 629 108	3 964 298 030	588 144 458
Total	70 542 902 104.00	47 730 546 066.00	13 788 156 492.00

Monthly Hidden Order Trade Volume Per Segment as a Percentage of Total Monthly Order Trade Volume Per

Month	ZA01	ZA02	ZA03
Aug-16	0.00000%	0.10358%	0.06801%
Sep-16	0.00000%	0.00000%	0.03501%
Oct-16	0.00000%	0.00000%	0.00000%
Nov-16	0.00000%	0.00628%	0.00000%
Dec-16	0.00000%	0.00000%	0.00000%
Jan-17	0.00000%	0.00000%	0.00000%
Feb-17	0.00000%	0.00000%	0.00000%
Mar-17	0.00000%	0.00000%	0.00000%
Apr-17	0.00000%	0.00000%	0.00000%
May-17	0.00000%	0.00544%	0.00000%
Jun-17	0.00000%	0.00181%	0.00000%
Jul-17	0.00000%	0.00000%	0.00000%

Monthly Hidden Order Trade Volume Per Segment (ZAR)



Monthly Hidden Order Trade Volume Per Segment as a Percentage of Total Monthly Order Trade Volume Per Segment

