



Hidden Order Statistic Report Hidden Order Consideration

Hidden Order and Resultant Trade Statistics as at

Monthly Hidden Order Consideration Per Segment (ZAR)

Month	ZA01	ZA02	ZA03
Nov-16	1 331 027 392	647 105 231	-
Dec-16	508 267 445	529 004 136	13 310 000
Jan-17	170 450 000	-	-
Feb-17	116 815 005	64 972 296	-
Mar-17	127 916 612	19 920 000	-
Apr-17	59 475 000	-	-
May-17	26 834 286	-	23 000
Jun-17	285 185 700	199 500 000	-
Jul-17	63 623 094	74 080 000	-
Aug-17	127 500 000	-	-
Sep-17	-	-	-
Total	2 817 094 532	1 534 581 663	13 333 000

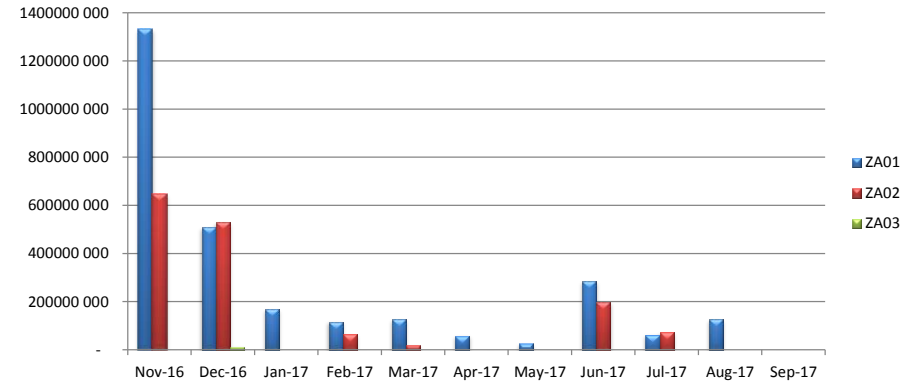
Monthly Total Order Consideration Per Segment (ZAR)

Month	ZA01	ZA02	ZA03
Nov-16	7 991 141 800 889	1 858 599 081 445	69 688 700 285
Dec-16	5 314 578 401 553	1 365 600 880 543	59 208 196 781
Jan-17	6 822 337 321 085	1 435 948 908 658	19 313 331 482
Feb-17	6 361 564 642 684	1 598 822 346 797	16 387 015 276
Mar-17	7 061 768 105 296	1 770 704 534 089	22 957 459 271
Apr-17	4 876 866 392 806	1 086 824 669 615	8 935 786 196
May-17	7 600 858 383 471	1 570 007 466 455	18 729 134 126
Jun-17	9 256 821 485 527	2 576 183 200 873	17 989 002 441
Jul-17	8 632 268 707 627	1 789 058 651 193	15 241 287 734
Aug-17	7 327 589 156 698	1 746 063 449 809	13 897 239 419
Sep-17	6 565 966 602 707	1 794 839 540 619	30 491 882 919
Total	77 811 761 000 343	18 592 652 730 096	292 839 035 928

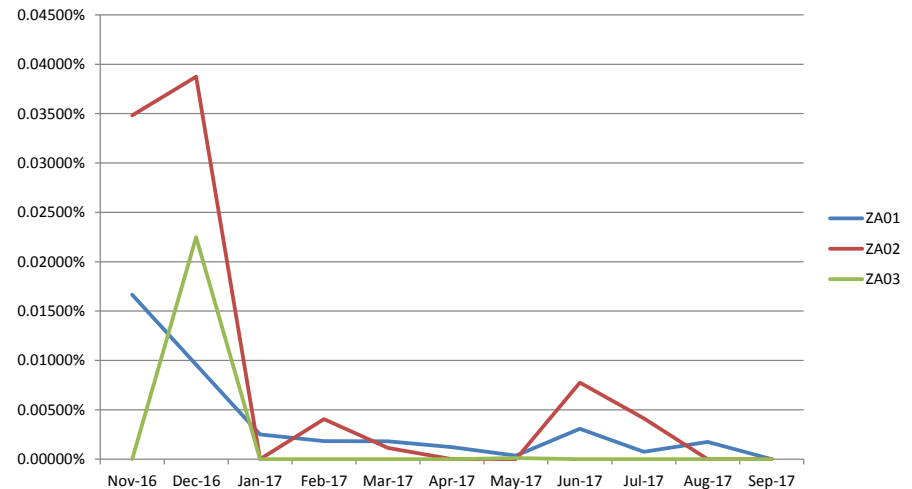
Monthly Hidden Order Consideration Per Segment as a Percentage of Total Monthly Order Consideration Per Segment

Month	ZA01	ZA02	ZA03
Nov-16	0.01666%	0.03482%	0.00000%
Dec-16	0.00956%	0.03874%	0.02248%
Jan-17	0.00250%	0.00000%	0.00000%
Feb-17	0.00184%	0.00406%	0.00000%
Mar-17	0.00181%	0.00112%	0.00000%
Apr-17	0.00122%	0.00000%	0.00000%
May-17	0.00035%	0.00000%	0.00012%
Jun-17	0.00308%	0.00774%	0.00000%
Jul-17	0.00074%	0.00414%	0.00000%
Aug-17	0.00174%	0.00000%	0.00000%
Sep-17	0.00000%	0.00000%	0.00000%
Total			

Monthly Hidden Order Consideration Per Segment (ZAR)



Monthly Hidden Order Consideration Per Segment as a Percentage of Total Monthly Order Consideration Per Segment



Hidden Order Volume

Monthly Hidden Order Volume Per Segment (ZAR)

Month	ZA01	ZA02	ZA03
Nov-16	16 194 504	8 500 692	-
Dec-16	3 941 209	7 817 457	772 463
Jan-17	3 225 000	25 000	-
Feb-17	2 376 915	746 808	37 329
Mar-17	4 277 457	3 494 572	-
Apr-17	2 670 000	3 937 800	1 000 000
May-17	6 012 295	7 990 678	21 185 000
Jun-17	2 106 714	11 371 896	11 930 000
Jul-17	1 534 309	14 321 321	18 810 525
Aug-17	5 250 000	5 050 000	-
Sep-17	1 121 000	6 607 647	250 000
Total	48 709 403	69 863 871	53 985 317

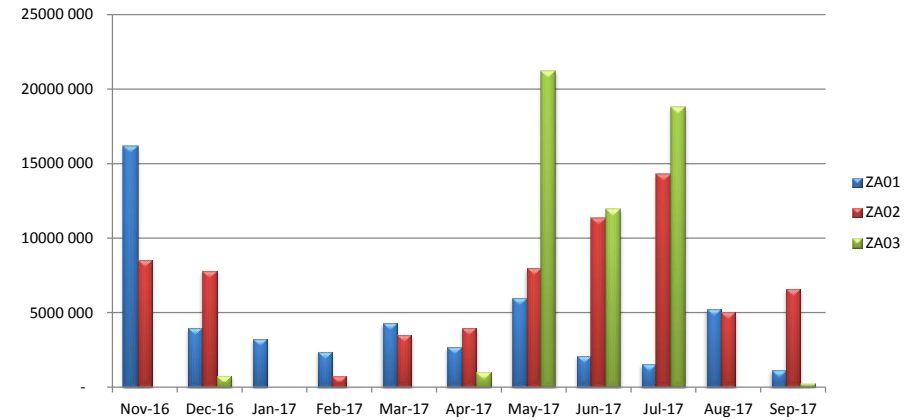
Monthly Total Order Volume Per Segment (ZAR)

Month	ZA01	ZA02	ZA03
Nov-16	65 917 912 987	29 220 489 014	9 366 082 440
Dec-16	42 943 530 227	20 710 939 447	7 091 008 899
Jan-17	47 743 222 428	22 086 413 660	7 639 024 626
Feb-17	43 104 213 784	26 409 895 233	9 100 615 983
Mar-17	51 721 457 843	28 989 599 147	8 875 073 832
Apr-17	31 207 736 307	15 643 258 782	5 226 283 016
May-17	45 712 552 690	24 386 662 617	10 991 586 794
Jun-17	59 785 204 015	34 501 951 809	13 206 602 079
Jul-17	50 879 892 299	27 637 193 765	12 302 139 664
Aug-17	45 121 757 806	27 341 596 776	11 242 359 456
Sep-17	40 475 843 931	25 951 864 448	11 372 926 148
Total	524 613 324 317	282 879 864 698	106 413 702 937

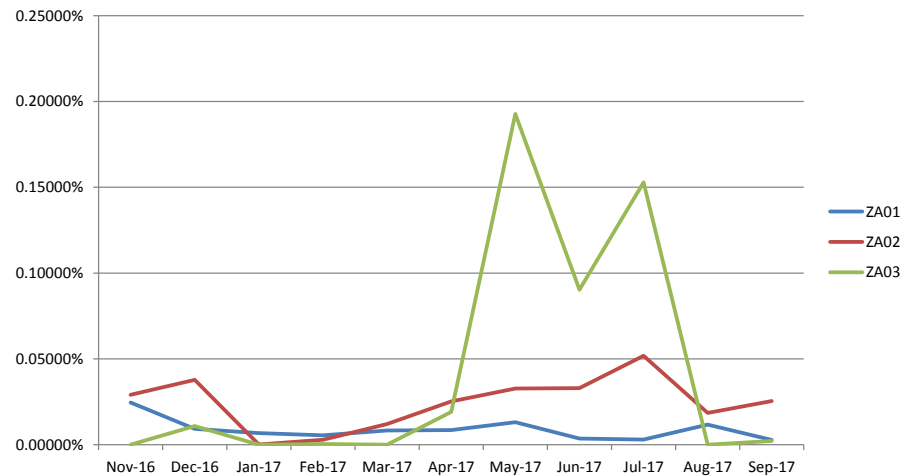
Monthly Hidden Order Volume Per Segment as a Percentage of Total Monthly Order Volume Per Segment

Month	ZA01	ZA02	ZA03
Nov-16	0.02457%	0.02909%	0.00000%
Dec-16	0.00918%	0.03775%	0.01089%
Jan-17	0.00675%	0.00011%	0.00000%
Feb-17	0.00551%	0.00283%	0.00041%
Mar-17	0.00827%	0.01205%	0.00000%
Apr-17	0.00856%	0.02517%	0.01913%
May-17	0.01315%	0.03277%	0.19274%
Jun-17	0.00352%	0.03296%	0.09033%
Jul-17	0.00302%	0.05182%	0.15290%
Aug-17	0.01164%	0.01847%	0.00000%
Sep-17	0.00277%	0.02546%	0.00220%

Monthly Hidden Order Volume Per Segment (ZAR)



Monthly Hidden Order Volume Per Segment as a Percentage of Total Monthly Order Volume Per Segment



Hidden Order Trade Consideration

Monthly Hidden Order Trade Consideration Per Segment (ZAR)

Month	ZA01	ZA02	ZA03
Nov-16	-	3 880 000	-
Dec-16	-	-	-
Jan-17	-	-	-
Feb-17	-	-	-
Mar-17	-	-	-
Apr-17	-	-	-
May-17	-	3 644 268	-
Jun-17	-	12 190 502	-
Jul-17	-	-	-
Aug-17	-	-	-
Sep-17	-	-	-
Oct-17	-	-	-
Total	-	19 714 770	-

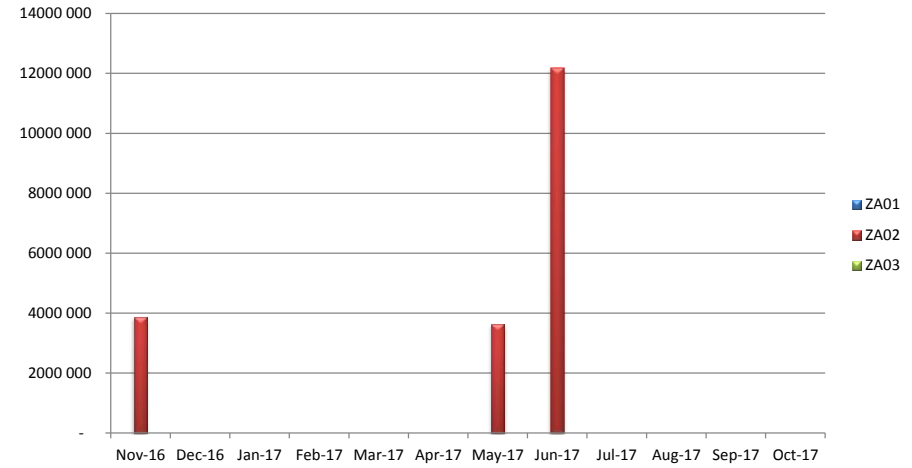
Monthly Total Order Trade Consideration Per Segment (ZAR)

Month	ZA01	ZA02	ZA03
Nov-16	796 667 579 172	194 274 541 251	7 703 790 567
Dec-16	532 783 839 599	149 891 715 957	4 460 940 754
Jan-17	572 596 919 899	146 633 432 999	3 477 530 799
Feb-17	552 343 150 264	183 197 963 707	4 124 210 364
Mar-17	707 926 464 947	209 158 123 242	4 589 961 790
Apr-17	379 916 408 744	107 705 524 276	1 807 758 205
May-17	556 881 863 394	155 150 424 936	5 355 597 218
Jun-17	743 241 079 857	192 836 567 742	4 210 568 626
Jul-17	532 082 054 651	138 246 343 508	1 837 218 862
Aug-17	573 506 548 082	141 030 472 262	2 057 264 074
Sep-17	620 863 014 683	164 916 476 756	9 024 779 251
Oct-17	634 461 969 560	195 278 175 115	9 127 016 104
Total			

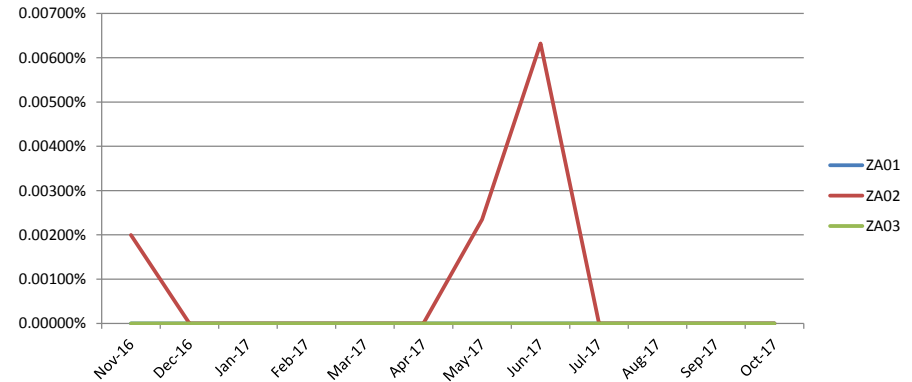
Monthly Hidden Order Trade Consideration Per Segment as a Percentage of Total Monthly Order Trade

Month	ZA01	ZA02	ZA03
Nov-16	0.00000%	0.00200%	0.00000%
Dec-16	0.00000%	0.00000%	0.00000%
Jan-17	0.00000%	0.00000%	0.00000%
Feb-17	0.00000%	0.00000%	0.00000%
Mar-17	0.00000%	0.00000%	0.00000%
Apr-17	0.00000%	0.00000%	0.00000%
May-17	0.00000%	0.00235%	0.00000%
Jun-17	0.00000%	0.00632%	0.00000%
Jul-17	0.00000%	0.00000%	0.00000%
Aug-17	0.00000%	0.00000%	0.00000%
Sep-17	0.00000%	0.00000%	0.00000%
Oct-17	0.00000%	0.00000%	0.00000%

Monthly Hidden Order Trade Consideration Per Segment (ZAR)



Monthly Hidden Order Trade Consideration Per Segment as a Percentage of Total Monthly Order Trade Consideration Per Segment



Hidden Order Trade Volume

Monthly Hidden Order Trade Volume Per Segment (ZAR)

Month	ZA01	ZA02	ZA03
Nov-16	-	250 000	-
Dec-16	-	-	-
Jan-17	-	-	-
Feb-17	-	-	-
Mar-17	-	-	-
Apr-17	-	-	-
May-17	-	199 321	-
Jun-17	-	90 565	-
Jul-17	-	-	-
Aug-17	-	-	-
Sep-17	-	-	-
Oct-17	-	-	-
Total	-	539 886.00	-

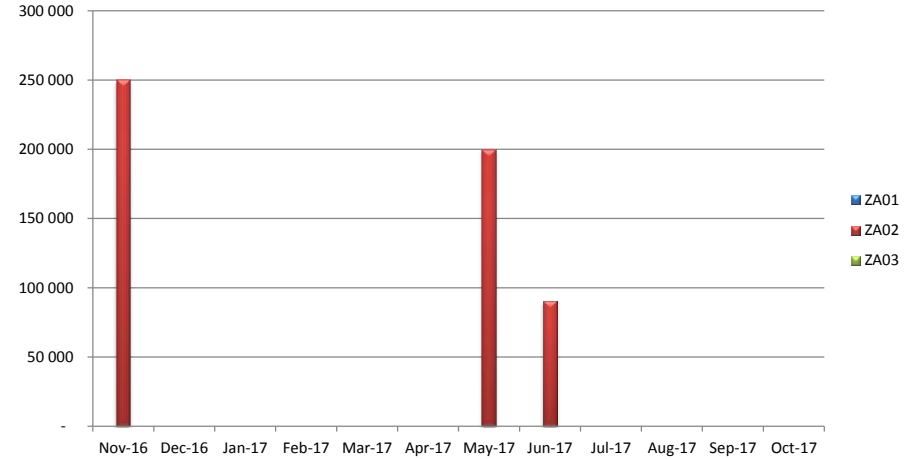
Monthly Total Order Trade Volume Per Segment (ZAR)

Month	ZA01	ZA02	ZA03
Nov-16	7 895 859 642	3 981 671 588	1 080 165 838
Dec-16	5 284 185 130	3 030 541 708	922 917 512
Jan-17	5 316 616 034	3 223 893 292	908 442 154
Feb-17	5 113 533 914	5 462 326 010	1 131 042 188
Mar-17	7 064 337 720	4 958 345 454	1 824 974 384
Apr-17	3 950 465 006	2 176 048 902	621 948 142
May-17	5 075 825 452	3 663 410 630	1 707 150 592
Jun-17	7 025 489 608	4 998 731 234	1 513 524 746
Jul-17	4 722 629 108	3 964 298 030	588 144 458
Aug-17	4 831 111 742	4 196 856 938	616 671 406
Sep-17	5 294 433 656	4 519 806 348	1 035 299 912
Oct-17	5 358 438 184	5 638 203 886	2 681 852 898
Total	66 932 925 196.00	49 814 134 020.00	14 632 134 230.00

Monthly Hidden Order Trade Volume Per Segment as a Percentage of Total Monthly Order Trade Volume Per

Month	ZA01	ZA02	ZA03
Nov-16	0.00000%	0.00628%	0.00000%
Dec-16	0.00000%	0.00000%	0.00000%
Jan-17	0.00000%	0.00000%	0.00000%
Feb-17	0.00000%	0.00000%	0.00000%
Mar-17	0.00000%	0.00000%	0.00000%
Apr-17	0.00000%	0.00000%	0.00000%
May-17	0.00000%	0.00544%	0.00000%
Jun-17	0.00000%	0.00181%	0.00000%
Jul-17	0.00000%	0.00000%	0.00000%
Aug-17	0.00000%	0.00000%	0.00000%
Sep-17	0.00000%	0.00000%	0.00000%
Oct-17	0.00000%	0.00000%	0.00000%

Monthly Hidden Order Trade Volume Per Segment (ZAR)



Monthly Hidden Order Trade Volume Per Segment as a Percentage of Total Monthly Order Trade Volume Per Segment

