



### Hidden Order Statistic Report Hidden Order Consideration

Hidden Order and Resultant Trade Statistics as at

Monthly Hidden Order Consideration Per Segment (ZAR)

Month	ZA01	ZA02	ZA03
Jan-17	170 450 000	-	-
Feb-17	116 815 005	64 972 296	-
Mar-17	127 916 612	19 920 000	-
Apr-17	59 475 000	-	-
May-17	26 834 286	-	23 000
Jun-17	285 185 700	199 500 000	-
Jul-17	63 623 094	74 080 000	-
Aug-17	127 500 000	-	-
Sep-17	-	-	-
Oct-17	39 254 000	-	-
Nov-17	57 152 500	-	-
<b>Total</b>	<b>1 074 206 196</b>	<b>358 472 296</b>	<b>23 000</b>

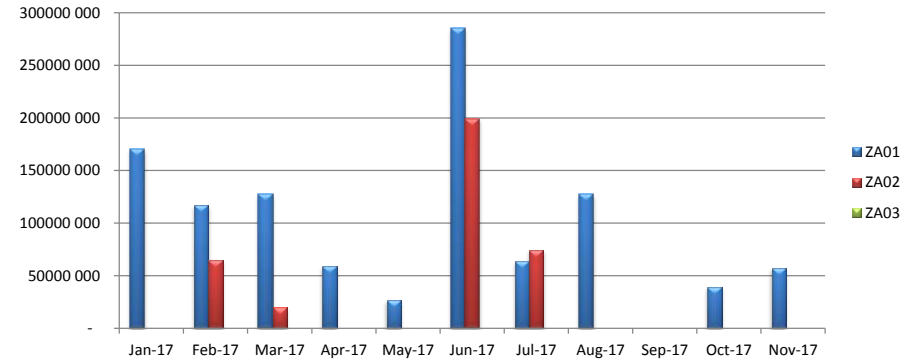
Monthly Total Order Consideration Per Segment (ZAR)

Month	ZA01	ZA02	ZA03
Jan-17	6 822 337 321 085	1 435 948 908 658	19 313 331 482
Feb-17	6 361 564 642 684	1 598 822 346 797	16 387 015 276
Mar-17	7 061 768 105 296	1 770 704 534 089	22 957 459 271
Apr-17	4 876 866 392 806	1 086 824 669 615	8 935 786 196
May-17	7 600 858 383 471	1 570 007 466 455	18 729 134 126
Jun-17	9 256 821 485 527	2 576 183 200 873	17 989 002 441
Jul-17	8 632 268 707 627	1 789 058 651 193	15 241 287 734
Aug-17	7 327 589 156 698	1 746 063 449 809	13 897 239 419
Sep-17	6 565 966 602 707	1 794 839 540 619	30 491 882 919
Oct-17	8 798 689 605 605	2 500 316 496 063	42 138 678 357
Nov-17	8 492 455 437 523	1 940 969 845 610	26 825 093 656
<b>Total</b>	<b>81 797 185 841 029</b>	<b>19 809 739 109 781</b>	<b>232 905 910 876</b>

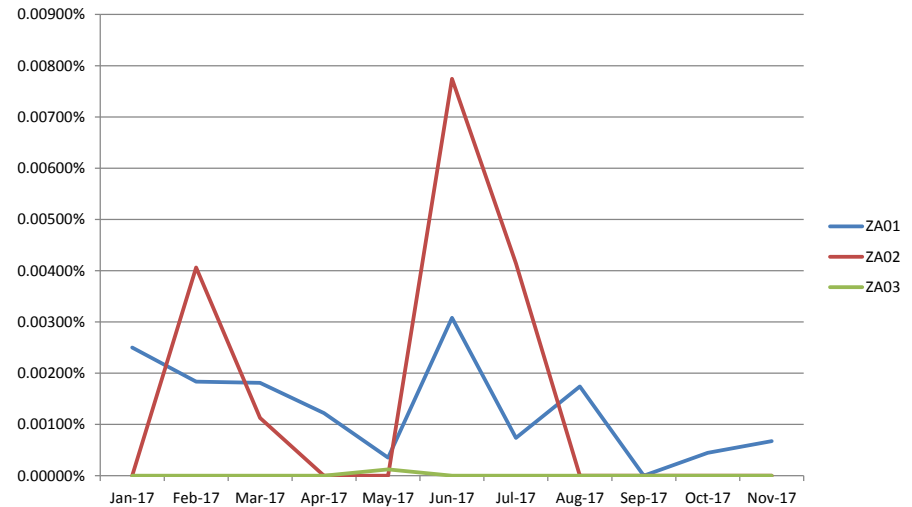
Monthly Hidden Order Consideration Per Segment as a Percentage of Total Monthly Order Consideration Per Segment

Month	ZA01	ZA02	ZA03
Jan-17	0.00250%	0.00000%	0.00000%
Feb-17	0.00184%	0.00406%	0.00000%
Mar-17	0.00181%	0.00112%	0.00000%
Apr-17	0.00122%	0.00000%	0.00000%
May-17	0.00035%	0.00000%	0.00012%
Jun-17	0.00308%	0.00774%	0.00000%
Jul-17	0.00074%	0.00414%	0.00000%
Aug-17	0.00174%	0.00000%	0.00000%
Sep-17	0.00000%	0.00000%	0.00000%
Oct-17	0.00045%	0.00000%	0.00000%
Nov-17	0.00067%	0.00000%	0.00000%
<b>Total</b>			

Monthly Hidden Order Consideration Per Segment (ZAR)



Monthly Hidden Order Consideration Per Segment as a Percentage of Total Monthly Order Consideration Per Segment



## Hidden Order Volume

Monthly Hidden Order Volume Per Segment (ZAR)

Month	ZA01	ZA02	ZA03
Jan-17	3 225 000	25 000	-
Feb-17	2 376 915	746 808	37 329
Mar-17	4 277 457	3 494 572	-
Apr-17	2 670 000	3 937 800	1 000 000
May-17	6 012 295	7 990 678	21 185 000
Jun-17	2 106 714	11 371 896	11 930 000
Jul-17	1 534 309	14 321 321	18 810 525
Aug-17	5 250 000	5 050 000	-
Sep-17	1 121 000	6 607 647	250 000
Oct-17	3 450 000	3 050 000	2 000 000
Nov-17	1 435 000	5 332 000	1 000 000
<b>Total</b>	<b>33 458 690</b>	<b>61 927 722</b>	<b>56 212 854</b>

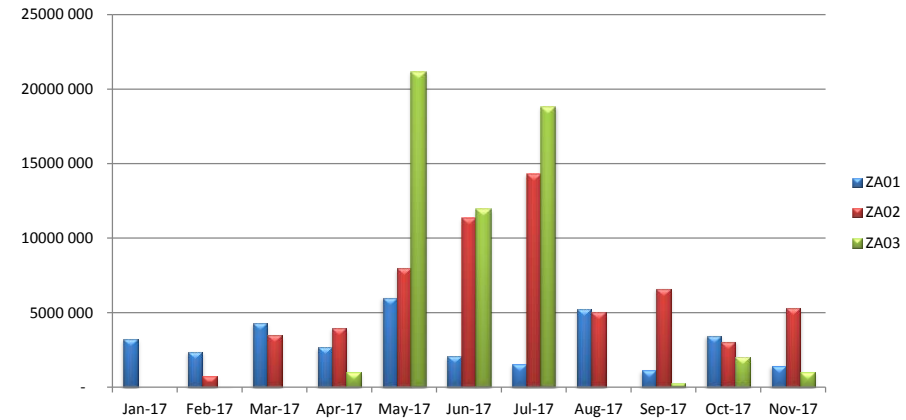
Monthly Total Order Volume Per Segment (ZAR)

Month	ZA01	ZA02	ZA03
Jan-17	47 743 222 428	22 086 413 660	7 639 024 626
Feb-17	43 104 213 784	26 409 895 233	9 100 615 983
Mar-17	51 721 457 843	28 989 599 147	8 875 073 832
Apr-17	31 207 736 307	15 643 258 782	5 226 283 016
May-17	45 712 552 690	24 386 662 617	10 991 586 794
Jun-17	59 785 204 015	34 501 951 809	13 206 602 079
Jul-17	50 879 892 299	27 637 193 765	12 302 139 664
Aug-17	45 121 757 806	27 341 596 776	11 242 359 456
Sep-17	40 475 843 931	25 951 864 448	11 372 926 148
Oct-17	49 520 616 335	33 331 239 294	20 387 799 796
Nov-17	46 656 434 791	29 152 138 007	15 679 516 157
<b>Total</b>	<b>511 928 932 229</b>	<b>295 431 813 538</b>	<b>126 023 927 551</b>

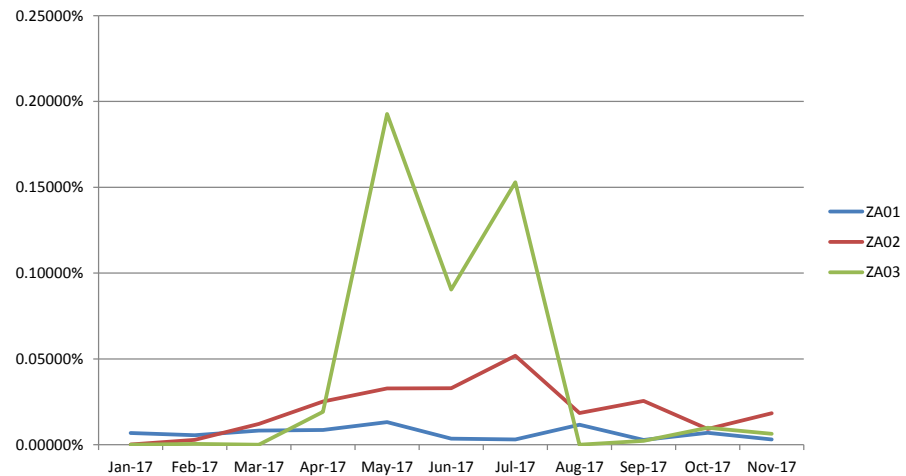
Monthly Hidden Order Volume Per Segment as a Percentage of Total Monthly Order Volume Per Segment

Month	ZA01	ZA02	ZA03
Jan-17	0.00675%	0.00011%	0.00000%
Feb-17	0.00551%	0.00283%	0.00041%
Mar-17	0.00827%	0.01205%	0.00000%
Apr-17	0.00856%	0.02517%	0.01913%
May-17	0.01315%	0.03277%	0.19274%
Jun-17	0.00352%	0.03296%	0.09033%
Jul-17	0.00302%	0.05182%	0.15290%
Aug-17	0.01164%	0.01847%	0.00000%
Sep-17	0.00277%	0.02546%	0.00220%
Oct-17	0.00697%	0.00915%	0.00981%
Nov-17	0.00308%	0.01829%	0.00638%

Monthly Hidden Order Volume Per Segment (ZAR)



Monthly Hidden Order Volume Per Segment as a Percentage of Total Monthly Order Volume Per Segment



## Hidden Order Trade Consideration

**Monthly Hidden Order Trade Consideration Per Segment (ZAR)**

Month	ZA01	ZA02	ZA03
Jan-17	-	-	-
Feb-17	-	-	-
Mar-17	-	-	-
Apr-17	-	-	-
May-17	-	3 644 268	-
Jun-17	-	12 190 502	-
Jul-17	-	-	-
Aug-17	-	-	-
Sep-17	-	-	-
Oct-17	-	-	-
Nov-17	36 225 000	-	-
Dec-17	-	-	-
<b>Total</b>	<b>36 225 000</b>	<b>15 834 770</b>	-

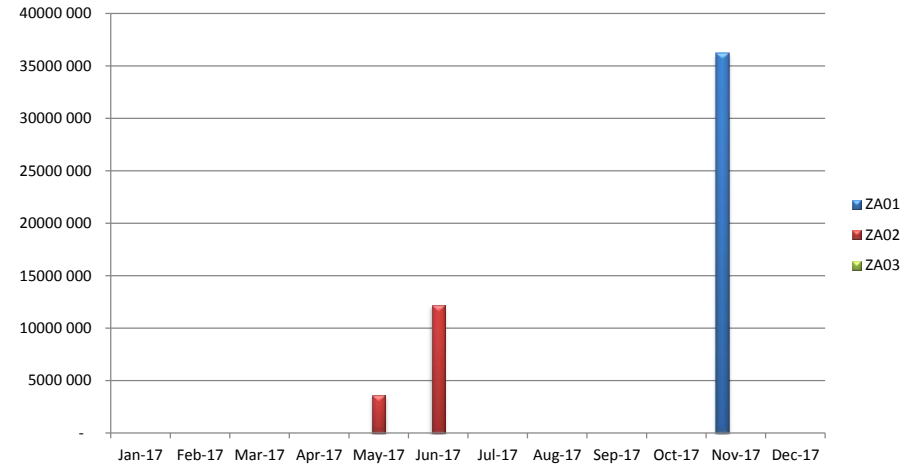
**Monthly Total Order Trade Consideration Per Segment (ZAR)**

Month	ZA01	ZA02	ZA03
Jan-17	572 596 919 899	146 633 432 999	3 477 530 799
Feb-17	552 343 150 264	183 197 963 707	4 124 210 364
Mar-17	707 926 464 947	209 158 123 242	4 589 961 790
Apr-17	379 916 408 744	107 705 524 276	1 807 758 205
May-17	556 881 863 394	155 150 424 936	5 355 597 218
Jun-17	743 241 079 857	192 836 567 742	4 210 568 626
Jul-17	532 082 054 651	138 246 343 508	1 837 218 862
Aug-17	573 506 548 082	141 030 472 262	2 057 264 074
Sep-17	620 863 014 683	164 916 476 756	9 024 779 251
Oct-17	634 461 969 560	195 278 175 115	9 127 016 104
Nov-17	735 065 742 315	198 553 309 103	7 027 356 638
Dec-17	747 642 216 493	176 193 469 543	12 006 397 474
<b>Total</b>			

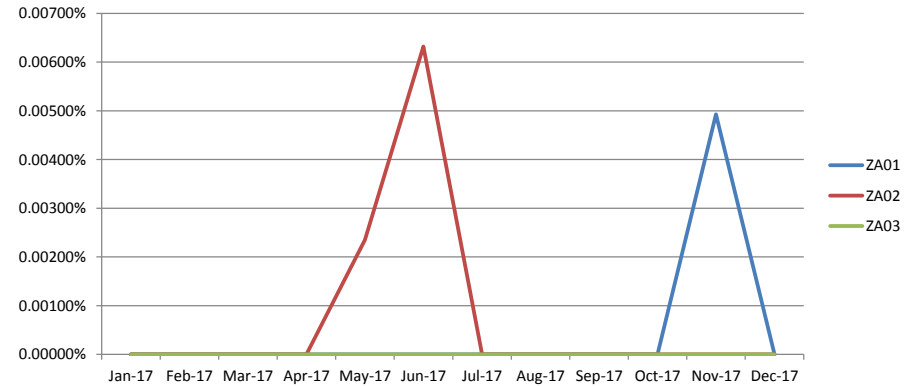
**Monthly Hidden Order Trade Consideration Per Segment as a Percentage of Total Monthly Order Trade**

Month	ZA01	ZA02	ZA03
Jan-17	0.00000%	0.00000%	0.00000%
Feb-17	0.00000%	0.00000%	0.00000%
Mar-17	0.00000%	0.00000%	0.00000%
Apr-17	0.00000%	0.00000%	0.00000%
May-17	0.00000%	0.00235%	0.00000%
Jun-17	0.00000%	0.00632%	0.00000%
Jul-17	0.00000%	0.00000%	0.00000%
Aug-17	0.00000%	0.00000%	0.00000%
Sep-17	0.00000%	0.00000%	0.00000%
Oct-17	0.00000%	0.00000%	0.00000%
Nov-17	0.00493%	0.00000%	0.00000%
Dec-17	0.00000%	0.00000%	0.00000%

**Monthly Hidden Order Trade Consideration Per Segment (ZAR)**



**Monthly Hidden Order Trade Consideration Per Segment as a Percentage of Total Monthly Order Trade Consideration Per Segment**



## Hidden Order Trade Volume

Monthly Hidden Order Trade Volume Per Segment (ZAR)

Month	ZA01	ZA02	ZA03
Jan-17	-	-	-
Feb-17	-	-	-
Mar-17	-	-	-
Apr-17	-	-	-
May-17	-	199 321	-
Jun-17	-	90 565	-
Jul-17	-	-	-
Aug-17	-	-	-
Sep-17	-	-	-
Oct-17	-	-	-
Nov-17	10 000	-	-
Dec-17	-	-	-
<b>Total</b>	<b>10 000.00</b>	<b>289 886.00</b>	-

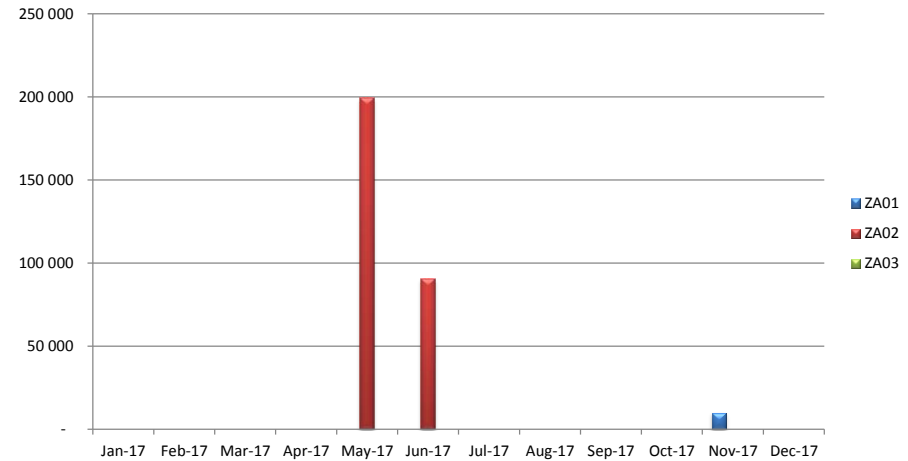
Monthly Total Order Trade Volume Per Segment (ZAR)

Month	ZA01	ZA02	ZA03
Jan-17	5 316 616 034	3 223 893 292	908 442 154
Feb-17	5 113 533 914	5 462 326 010	1 131 042 188
Mar-17	7 064 337 720	4 958 345 454	1 824 974 384
Apr-17	3 950 465 006	2 176 048 902	621 948 142
May-17	5 075 825 452	3 663 410 630	1 707 150 592
Jun-17	7 025 489 608	4 998 731 234	1 513 524 746
Jul-17	4 722 629 108	3 964 298 030	588 144 458
Aug-17	4 831 111 742	4 196 856 938	616 671 406
Sep-17	5 294 433 656	4 519 806 348	1 035 299 912
Oct-17	5 358 438 184	5 638 203 886	2 681 852 898
Nov-17	5 493 538 730	5 386 820 030	1 235 705 994
Dec-17	7 521 004 772	5 077 006 820	1 343 807 920
<b>Total</b>	<b>66 767 423 926.00</b>	<b>53 265 747 574.00</b>	<b>15 208 564 794.00</b>

Monthly Hidden Order Trade Volume Per Segment as a Percentage of Total Monthly Order Trade Volume Per

Month	ZA01	ZA02	ZA03
Jan-17	0.00000%	0.00000%	0.00000%
Feb-17	0.00000%	0.00000%	0.00000%
Mar-17	0.00000%	0.00000%	0.00000%
Apr-17	0.00000%	0.00000%	0.00000%
May-17	0.00000%	0.00544%	0.00000%
Jun-17	0.00000%	0.00181%	0.00000%
Jul-17	0.00000%	0.00000%	0.00000%
Aug-17	0.00000%	0.00000%	0.00000%
Sep-17	0.00000%	0.00000%	0.00000%
Oct-17	0.00000%	0.00000%	0.00000%
Nov-17	0.00018%	0.00000%	0.00000%
Dec-17	0.00000%	0.00000%	0.00000%

Monthly Hidden Order Trade Volume Per Segment (ZAR)



Monthly Hidden Order Trade Volume Per Segment as a Percentage of Total Monthly Order Trade Volume Per Segment

