



### Hidden Order Statistic Report Hidden Order Consideration

Hidden Order and Resultant Trade Statistics as at

Monthly Hidden Order Consideration Per Segment (ZAR)

Month	ZA01	ZA02	ZA03
Jul-17	63 623 094	74 080 000	-
Aug-17	127 500 000	-	-
Sep-17	-	-	-
Oct-17	39 254 000	-	-
Nov-17	57 152 500	-	-
Dec-17	10 000 000	-	9 586 720
Jan-18	229 107 128	-	-
Feb-18	64 627 365	-	-
Mar-18	-	-	-
Apr-18	-	-	-
May-18	-	-	-
<b>Total</b>	<b>591 264 087</b>	<b>74 080 000</b>	<b>9 586 720</b>

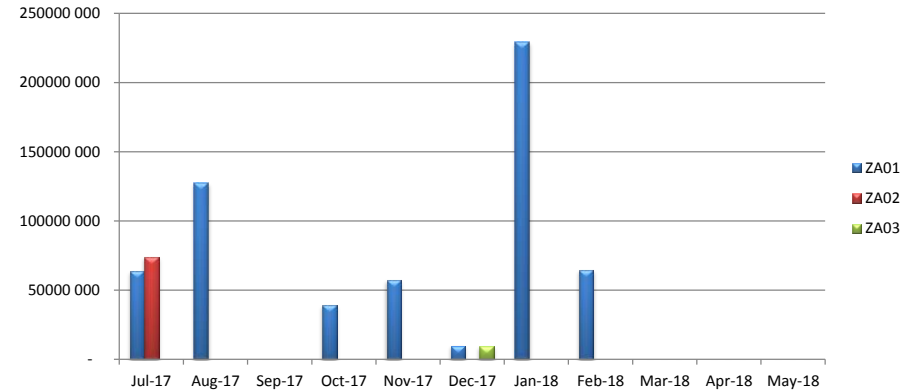
Monthly Total Order Consideration Per Segment (ZAR)

Month	ZA01	ZA02	ZA03
Jul-17	8 632 268 707 627	1 789 058 651 193	15 241 287 734
Aug-17	7 327 589 156 698	1 746 063 449 809	13 897 239 419
Sep-17	6 565 966 602 707	1 794 839 540 619	30 491 882 919
Oct-17	8 798 689 605 605	2 500 316 496 063	42 138 678 357
Nov-17	8 492 455 437 523	1 940 969 845 610	26 825 093 656
Dec-17	5 960 693 976 468	1 518 316 363 698	45 134 965 095
Jan-18	7 711 380 087 355	1 827 385 591 140	10 892 457 949
Feb-18	5 983 441 602 676	1 407 865 619 447	7 506 934 379
Mar-18	4 832 759 559 906	1 276 871 524 149	8 143 091 655
Apr-18	5 806 686 118 624	1 557 076 647 314	13 530 057 790
May-18	6 937 279 792 424	1 920 491 888 491	28 001 946 771
<b>Total</b>	<b>77 049 210 647 611</b>	<b>19 279 255 617 533</b>	<b>241 803 635 723</b>

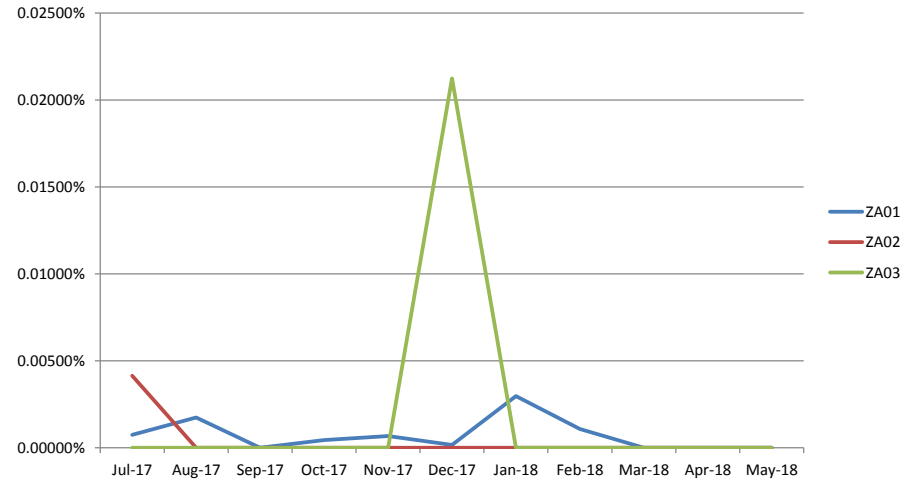
Monthly Hidden Order Consideration Per Segment as a Percentage of Total Monthly Order Consideration Per Segment

Month	ZA01	ZA02	ZA03
Jul-17	0.00074%	0.00414%	0.00000%
Aug-17	0.00174%	0.00000%	0.00000%
Sep-17	0.00000%	0.00000%	0.00000%
Oct-17	0.00045%	0.00000%	0.00000%
Nov-17	0.00067%	0.00000%	0.00000%
Dec-17	0.00017%	0.00000%	0.02124%
Jan-18	0.00297%	0.00000%	0.00000%
Feb-18	0.00108%	0.00000%	0.00000%
Mar-18	0.00000%	0.00000%	0.00000%
Apr-18	0.00000%	0.00000%	0.00000%
May-18	0.00000%	0.00000%	0.00000%

Monthly Hidden Order Consideration Per Segment (ZAR)



Monthly Hidden Order Consideration Per Segment as a Percentage of Total Monthly Order Consideration Per Segment



## Hidden Order Volume

Monthly Hidden Order Volume Per Segment (ZAR)

Month	ZA01	ZA02	ZA03
Jul-17	1 534 309	14 321 321	18 810 525
Aug-17	5 250 000	5 050 000	-
Sep-17	1 121 000	6 607 647	250 000
Oct-17	3 450 000	3 050 000	2 000 000
Nov-17	1 435 000	5 332 000	1 000 000
Dec-17	1 000 000	1 000 000	572 000
Jan-18	277 693	7 700 002	-
Feb-18	3 587 766	29 872 000	-
Mar-18	-	3 199 056	-
Apr-18	200 000	10 165 000	10 000 000
May-18	4 750 000	3 695 000	-
	-	-	-
<b>Total</b>	<b>22 605 768</b>	<b>89 992 026</b>	<b>32 632 525</b>

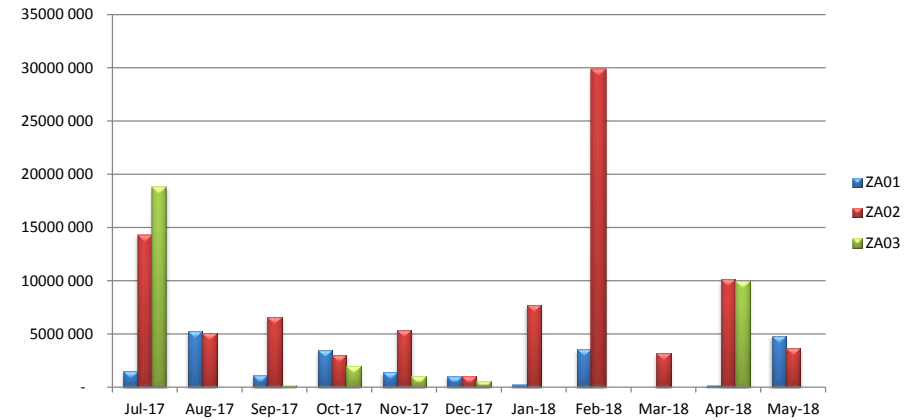
Monthly Total Order Volume Per Segment (ZAR)

Month	ZA01	ZA02	ZA03
Jul-17	50 879 892 299	27 637 193 765	12 302 139 664
Aug-17	45 121 757 806	27 341 596 776	11 242 359 456
Sep-17	40 475 843 931	25 951 864 448	11 372 926 148
Oct-17	49 520 616 335	33 331 239 294	20 387 799 796
Nov-17	46 656 434 791	29 152 138 007	15 679 516 157
Dec-17	39 315 550 249	26 919 004 697	11 262 871 786
Jan-18	44 255 919 593	29 402 684 685	9 135 511 919
Feb-18	38 828 853 454	27 880 299 616	6 822 845 409
Mar-18	30 452 401 717	24 421 197 232	5 642 605 127
Apr-18	32 360 543 003	32 302 647 669	7 218 941 091
May-18	38 554 453 221	36 944 469 322	8 972 731 286
	-	-	-
<b>Total</b>	<b>456 422 266 399</b>	<b>321 284 335 511</b>	<b>120 040 247 839</b>

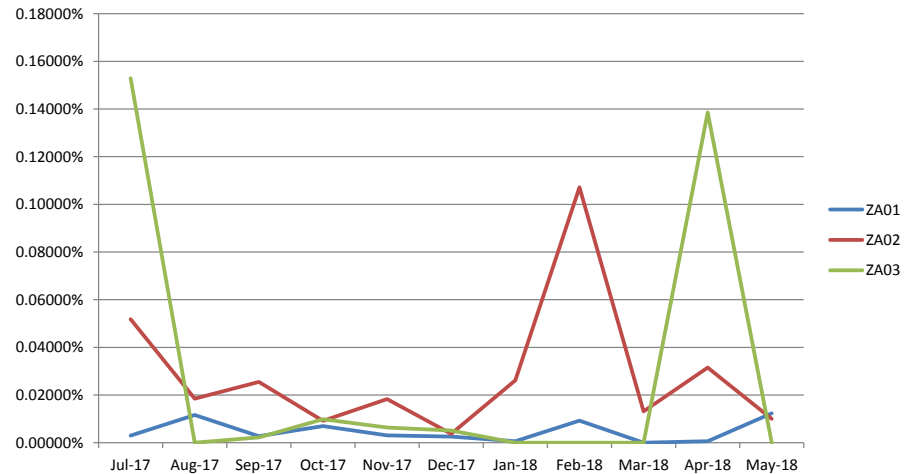
Monthly Hidden Order Volume Per Segment as a Percentage of Total Monthly Order Volume Per Segment

Month	ZA01	ZA02	ZA03
Jul-17	0.00302%	0.05182%	0.15290%
Aug-17	0.01164%	0.01847%	0.00000%
Sep-17	0.00277%	0.02546%	0.00220%
Oct-17	0.00697%	0.00915%	0.00981%
Nov-17	0.00308%	0.01829%	0.00638%
Dec-17	0.00254%	0.00371%	0.00508%
Jan-18	0.00063%	0.02619%	0.00000%
Feb-18	0.00924%	0.10714%	0.00000%
Mar-18	0.00000%	0.01310%	0.00000%
Apr-18	0.00062%	0.03147%	0.13852%
May-18	0.01232%	0.01000%	0.00000%

Monthly Hidden Order Volume Per Segment (ZAR)



Monthly Hidden Order Volume Per Segment as a Percentage of Total Monthly Order Volume Per Segment



## Hidden Order Trade Consideration

**Monthly Hidden Order Trade Consideration Per Segment (ZAR)**

Month	ZA01	ZA02	ZA03
Jul-17	-	-	-
Aug-17	-	-	-
Sep-17	-	-	-
Oct-17	-	-	-
Nov-17	36 225 000	-	-
Dec-17	-	-	-
Jan-18	-	-	-
Feb-18	-	-	-
Mar-18	-	-	-
Apr-18	-	-	-
May-18	17 837 250	-	-
Jun-18	-	23 359 600	-
<b>Total</b>	<b>54 062 250</b>	<b>23 359 600</b>	-

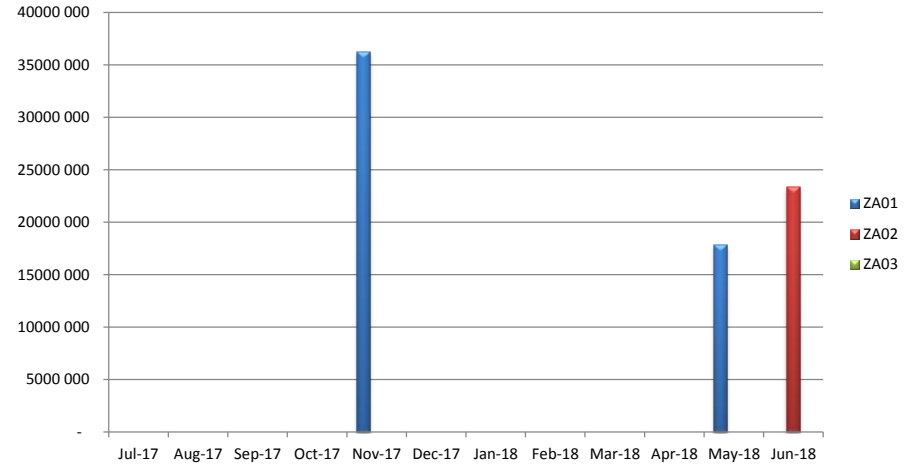
**Monthly Total Order Trade Consideration Per Segment (ZAR)**

Month	ZA01	ZA02	ZA03
Jul-17	532 082 054 651	138 246 343 508	1 837 218 862
Aug-17	573 506 548 082	141 030 472 262	2 057 264 074
Sep-17	620 863 014 683	164 916 476 756	9 024 779 251
Oct-17	634 461 969 560	195 278 175 115	9 127 016 104
Nov-17	735 065 742 315	198 553 309 103	7 027 356 638
Dec-17	747 642 216 493	176 193 469 543	12 006 397 474
Jan-18	741 032 901 170	196 511 604 821	2 076 804 772
Feb-18	633 755 224 174	165 555 379 489	1 626 953 452
Mar-18	595 947 068 018	169 060 905 402	1 544 833 033
Apr-18	546 318 657 094	150 809 765 260	1 943 428 779
May-18	644 353 203 067	173 586 279 158	4 454 006 176
Jun-18	705 737 679 501	156 620 316 102	5 397 129 193
<b>Total</b>			

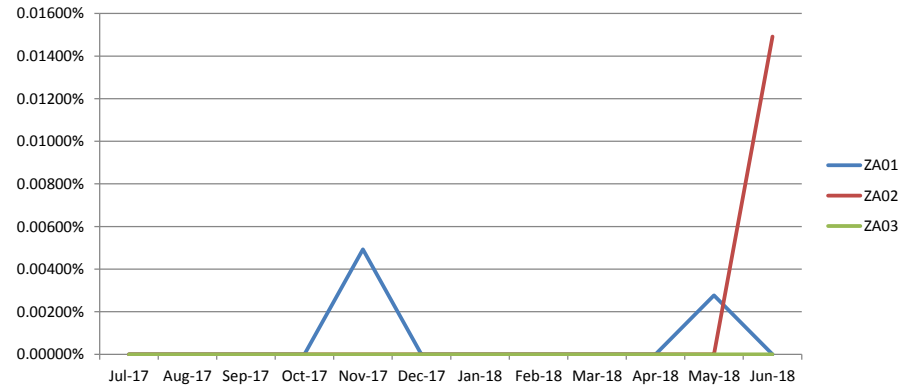
**Monthly Hidden Order Trade Consideration Per Segment as a Percentage of Total Monthly Order Trade**

Month	ZA01	ZA02	ZA03
Jul-17	0.00000%	0.00000%	0.00000%
Aug-17	0.00000%	0.00000%	0.00000%
Sep-17	0.00000%	0.00000%	0.00000%
Oct-17	0.00000%	0.00000%	0.00000%
Nov-17	0.00493%	0.00000%	0.00000%
Dec-17	0.00000%	0.00000%	0.00000%
Jan-18	0.00000%	0.00000%	0.00000%
Feb-18	0.00000%	0.00000%	0.00000%
Mar-18	0.00000%	0.00000%	0.00000%
Apr-18	0.00000%	0.00000%	0.00000%
May-18	0.00277%	0.00000%	0.00000%
Jun-18	0.00000%	0.01491%	0.00000%

**Monthly Hidden Order Trade Consideration Per Segment (ZAR)**



**Monthly Hidden Order Trade Consideration Per Segment as a Percentage of Total Monthly Order Trade Consideration Per Segment**



## Hidden Order Trade Volume

Monthly Hidden Order Trade Volume Per Segment (ZAR)

Month	ZA01	ZA02	ZA03
Jul-17	-	-	-
Aug-17	-	-	-
Sep-17	-	-	-
Oct-17	-	-	-
Nov-17	10 000	-	-
Dec-17	-	-	-
Jan-18	-	-	-
Feb-18	-	-	-
Mar-18	-	-	-
Apr-18	-	-	-
May-18	150 000	-	-
Jun-18	-	80 000	-
<b>Total</b>	<b>160 000.00</b>	<b>80 000.00</b>	-

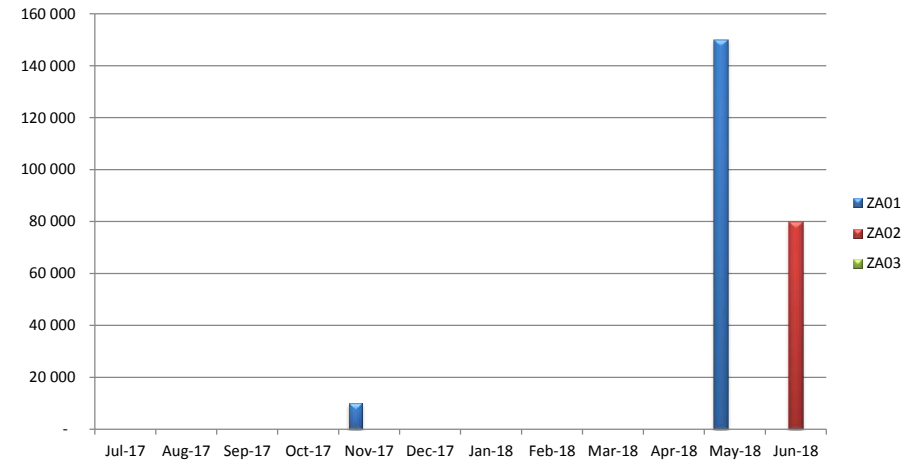
Monthly Total Order Trade Volume Per Segment (ZAR)

Month	ZA01	ZA02	ZA03
Jul-17	4 722 629 108	3 964 298 030	588 144 458
Aug-17	4 831 111 742	4 196 856 938	616 671 406
Sep-17	5 294 433 656	4 519 806 348	1 035 299 912
Oct-17	5 358 438 184	5 638 203 886	2 681 852 898
Nov-17	5 493 538 730	5 386 820 030	1 235 705 994
Dec-17	7 521 004 772	5 077 006 820	1 343 807 920
Jan-18	5 610 793 482	5 783 367 202	874 672 442
Feb-18	5 666 991 132	4 975 690 176	662 865 084
Mar-18	4 500 492 412	4 724 305 230	514 864 116
Apr-18	3 625 301 780	5 175 414 140	674 815 352
May-18	4 384 337 878	6 219 268 266	961 970 514
Jun-18	5 793 128 144	5 857 237 554	4 669 874 274
<b>Total</b>	<b>62 802 201 020.00</b>	<b>61 518 274 620.00</b>	<b>15 860 544 370.00</b>

Monthly Hidden Order Trade Volume Per Segment as a Percentage of Total Monthly Order Trade Volume Per

Month	ZA01	ZA02	ZA03
Jul-17	0.00000%	0.00000%	0.00000%
Aug-17	0.00000%	0.00000%	0.00000%
Sep-17	0.00000%	0.00000%	0.00000%
Oct-17	0.00000%	0.00000%	0.00000%
Nov-17	0.00018%	0.00000%	0.00000%
Dec-17	0.00000%	0.00000%	0.00000%
Jan-18	0.00000%	0.00000%	0.00000%
Feb-18	0.00000%	0.00000%	0.00000%
Mar-18	0.00000%	0.00000%	0.00000%
Apr-18	0.00000%	0.00000%	0.00000%
May-18	0.00342%	0.00000%	0.00000%
Jun-18	0.00000%	0.00137%	0.00000%

Monthly Hidden Order Trade Volume Per Segment (ZAR)



Monthly Hidden Order Trade Volume Per Segment as a Percentage of Total Monthly Order Trade Volume Per Segment

