



Hidden Order Statistic Report Hidden Order Consideration

Hidden Order and Resultant Trade Statistics as at

Monthly Hidden Order Consideration Per Segment (ZAR)

Month	ZA01	ZA02	ZA03
Sep-17	-	-	-
Oct-17	39 254 000	-	-
Nov-17	57 152 500	-	-
Dec-17	10 000 000	-	9 586 720
Jan-18	229 107 128	-	-
Feb-18	64 627 365	-	-
Mar-18	-	-	-
Apr-18	-	-	-
May-18	-	-	-
Jun-18	-	-	-
Jul-18	-	-	-
Total	400 140 993	-	9 586 720

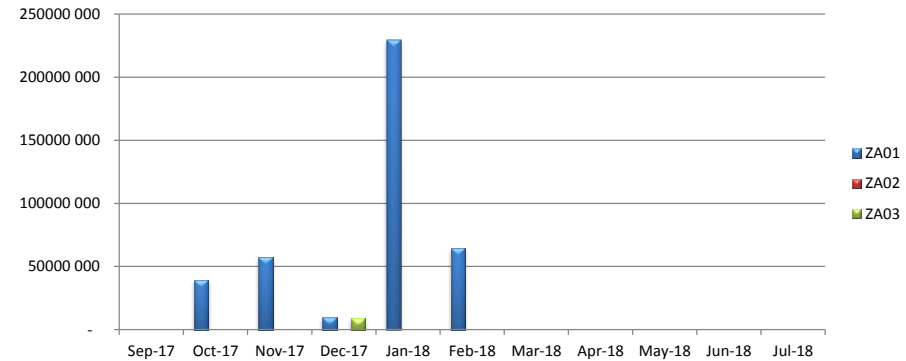
Monthly Total Order Consideration Per Segment (ZAR)

Month	ZA01	ZA02	ZA03
Sep-17	6 565 966 602 707	1 794 839 540 619	30 491 882 919
Oct-17	8 798 689 605 605	2 500 316 496 063	42 138 678 357
Nov-17	8 492 455 437 523	1 940 969 845 610	26 825 093 656
Dec-17	5 960 693 976 468	1 518 316 363 698	45 134 965 095
Jan-18	7 711 380 087 355	1 827 385 591 140	10 892 457 949
Feb-18	5 983 441 602 676	1 407 865 619 447	7 506 934 379
Mar-18	4 832 759 559 906	1 276 871 524 149	8 143 091 655
Apr-18	5 806 686 118 624	1 557 076 647 314	13 530 057 790
May-18	6 937 279 792 424	1 920 491 888 491	28 001 946 771
Jun-18	7 041 959 349 349	1 639 045 983 469	31 082 785 514
Jul-18	7 355 250 061 379	1 569 864 857 184	60 313 946 308
Total	75 486 562 194 015	18 953 044 357 184	304 061 840 393

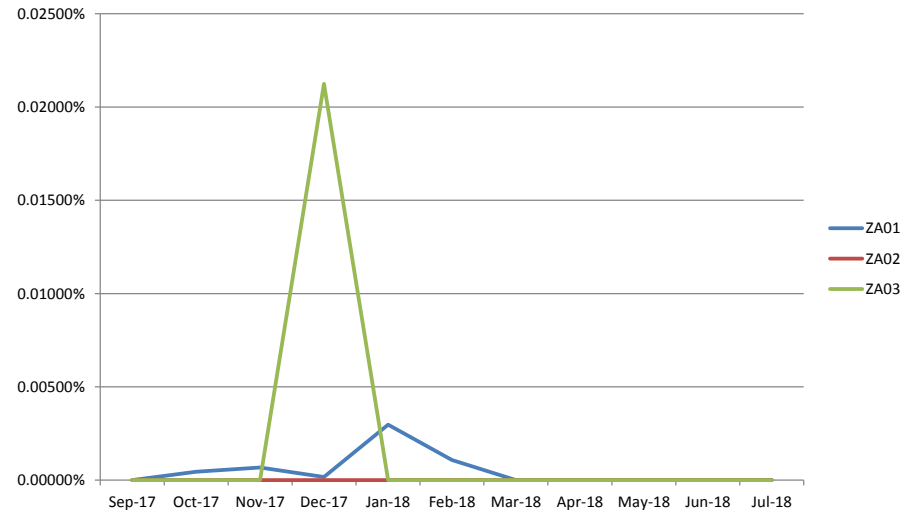
Monthly Hidden Order Consideration Per Segment as a Percentage of Total Monthly Order Consideration Per Segment

Month	ZA01	ZA02	ZA03
Sep-17	0.00000%	0.00000%	0.00000%
Oct-17	0.00045%	0.00000%	0.00000%
Nov-17	0.00067%	0.00000%	0.00000%
Dec-17	0.00017%	0.00000%	0.02124%
Jan-18	0.00297%	0.00000%	0.00000%
Feb-18	0.00108%	0.00000%	0.00000%
Mar-18	0.00000%	0.00000%	0.00000%
Apr-18	0.00000%	0.00000%	0.00000%
May-18	0.00000%	0.00000%	0.00000%
Jun-18	0.00000%	0.00000%	0.00000%
Jul-18	0.00000%	0.00000%	0.00000%
Total	#DIV/0!	#DIV/0!	#DIV/0!

Monthly Hidden Order Consideration Per Segment (ZAR)



Monthly Hidden Order Consideration Per Segment as a Percentage of Total Monthly Order Consideration Per Segment



Hidden Order Volume

Monthly Hidden Order Volume Per Segment (ZAR)

Month	ZA01	ZA02	ZA03
Sep-17	1 121 000	6 607 647	250 000
Oct-17	3 450 000	3 050 000	2 000 000
Nov-17	1 435 000	5 332 000	1 000 000
Dec-17	1 000 000	1 000 000	572 000
Jan-18	277 693	7 700 002	-
Feb-18	3 587 766	29 872 000	-
Mar-18	-	3 199 056	-
Apr-18	200 000	10 165 000	10 000 000
May-18	4 750 000	3 695 000	-
Jun-18	663 368	904 600	400 000
Jul-18	4 677 000	4 721 000	-
Total	21 161 827	76 246 305	14 222 000

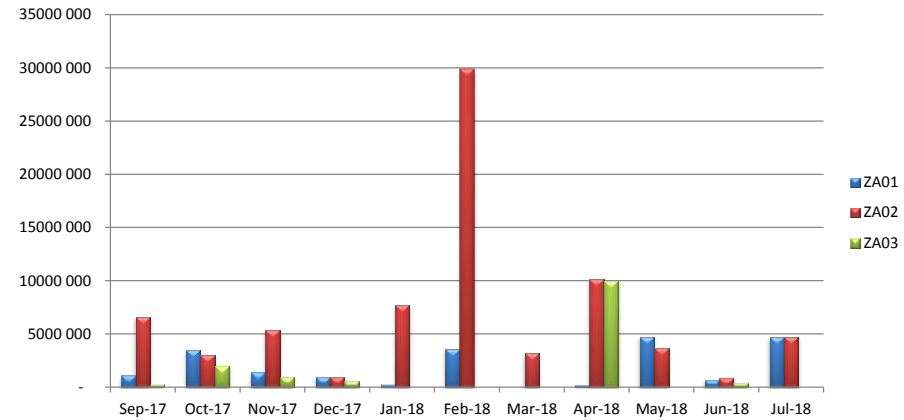
Monthly Total Order Volume Per Segment (ZAR)

Month	ZA01	ZA02	ZA03
Sep-17	40 475 843 931	25 951 864 448	11 372 926 148
Oct-17	49 520 616 335	33 331 239 294	20 387 799 796
Nov-17	46 656 434 791	29 152 138 007	15 679 516 157
Dec-17	39 315 550 249	26 919 004 697	11 262 871 786
Jan-18	44 255 919 593	29 402 684 685	9 135 511 919
Feb-18	38 828 853 454	27 880 299 616	6 822 845 409
Mar-18	30 452 401 717	24 421 197 232	5 642 605 127
Apr-18	32 360 543 003	32 302 647 669	7 218 941 091
May-18	38 554 453 221	36 944 469 322	8 972 731 286
Jun-18	40 621 699 533	34 677 178 019	14 542 423 625
Jul-18	43 527 863 540	32 519 276 705	14 476 114 159
Total	444 570 179 367	333 501 999 694	125 514 286 503

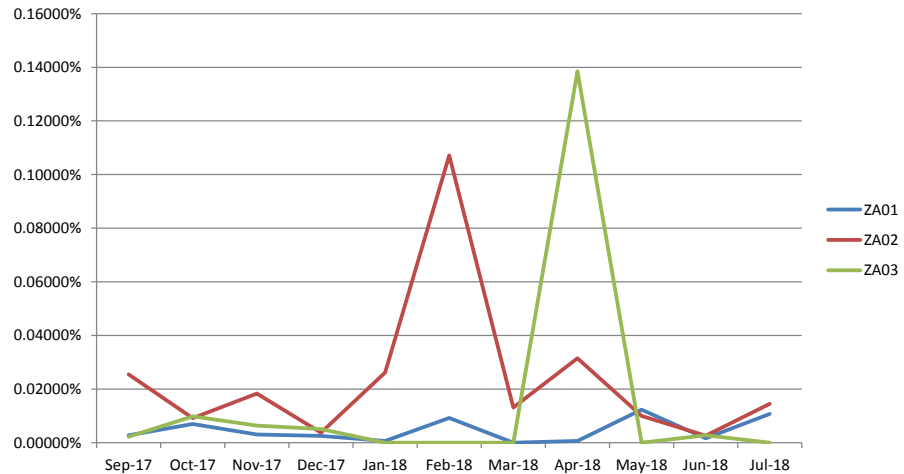
Monthly Hidden Order Volume Per Segment as a Percentage of Total Monthly Order Volume Per Segment

Month	ZA01	ZA02	ZA03
Sep-17	0.00277%	0.02546%	0.00220%
Oct-17	0.00697%	0.00915%	0.00981%
Nov-17	0.00308%	0.01829%	0.00638%
Dec-17	0.00254%	0.00371%	0.00508%
Jan-18	0.00063%	0.02619%	0.00000%
Feb-18	0.00924%	0.10714%	0.00000%
Mar-18	0.00000%	0.01310%	0.00000%
Apr-18	0.00062%	0.03147%	0.13852%
May-18	0.01232%	0.01000%	0.00000%
Jun-18	0.00163%	0.00261%	0.00275%
Jul-18	0.01074%	0.01452%	0.00000%

Monthly Hidden Order Volume Per Segment (ZAR)



Monthly Hidden Order Volume Per Segment as a Percentage of Total Monthly Order Volume Per Segment



Hidden Order Trade Consideration

Monthly Hidden Order Trade Consideration Per Segment (ZAR)

Month	ZA01	ZA02	ZA03
Sep-17	-	-	-
Oct-17	-	-	-
Nov-17	36 225 000	-	-
Dec-17	-	-	-
Jan-18	-	-	-
Feb-18	-	-	-
Mar-18	-	-	-
Apr-18	-	-	-
May-18	17 837 250	-	-
Jun-18	-	23 359 600	-
Jul-18	10 586 000	-	-
Aug-18	10 301 000	-	-
Total	74 949 250	23 359 600	-

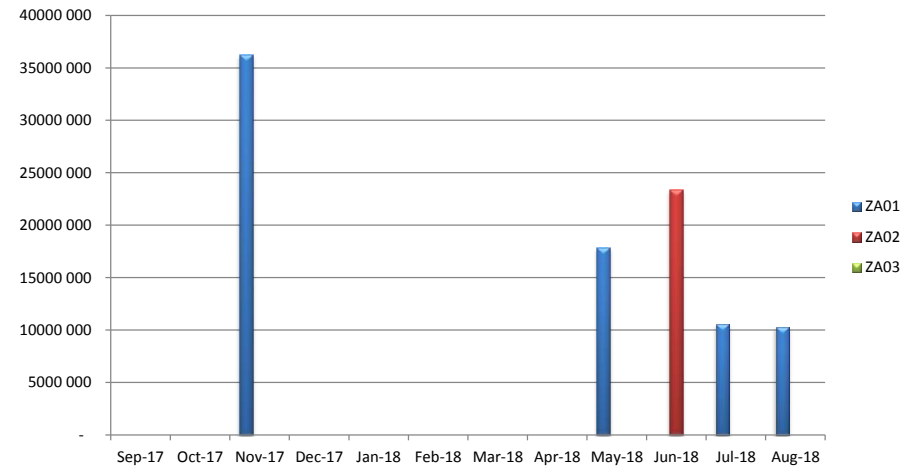
Monthly Total Order Trade Consideration Per Segment (ZAR)

Month	ZA01	ZA02	ZA03
Sep-17	620 863 014 683	164 916 476 756	9 024 779 251
Oct-17	634 461 969 560	195 278 175 115	9 127 016 104
Nov-17	735 065 742 315	198 553 309 103	7 027 356 638
Dec-17	747 642 216 493	176 193 469 543	12 006 397 474
Jan-18	741 032 901 170	196 511 604 821	2 076 804 772
Feb-18	633 755 224 174	165 555 379 489	1 626 953 452
Mar-18	595 947 068 018	169 060 905 402	1 544 833 033
Apr-18	546 318 657 094	150 809 765 260	1 943 428 779
May-18	644 353 203 067	173 586 279 158	4 454 006 176
Jun-18	705 737 679 501	156 620 316 102	5 397 129 193
Jul-18	517 778 613 560	113 438 115 325	7 447 763 665
Aug-18	715 046 284 781	131 528 861 875	6 834 778 189
Total			

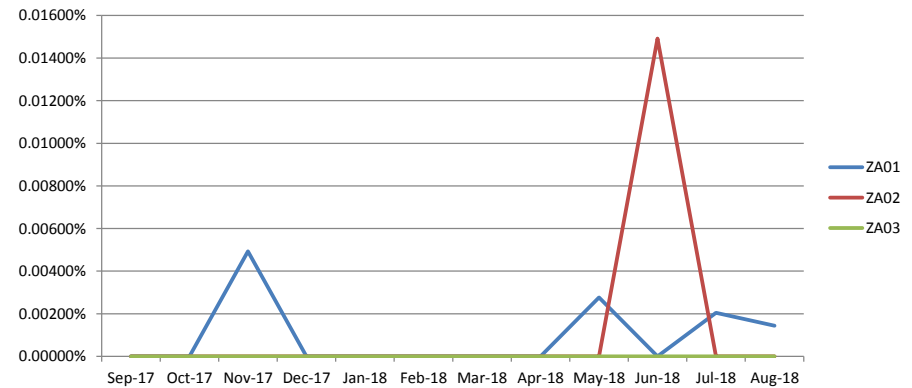
Monthly Hidden Order Trade Consideration Per Segment as a Percentage of Total Monthly Order Trade

Month	ZA01	ZA02	ZA03
Sep-17	0.00000%	0.00000%	0.00000%
Oct-17	0.00000%	0.00000%	0.00000%
Nov-17	0.00493%	0.00000%	0.00000%
Dec-17	0.00000%	0.00000%	0.00000%
Jan-18	0.00000%	0.00000%	0.00000%
Feb-18	0.00000%	0.00000%	0.00000%
Mar-18	0.00000%	0.00000%	0.00000%
Apr-18	0.00000%	0.00000%	0.00000%
May-18	0.00277%	0.00000%	0.00000%
Jun-18	0.00000%	0.01491%	0.00000%
Jul-18	0.00204%	0.00000%	0.00000%
Aug-18	0.00144%	0.00000%	0.00000%

Monthly Hidden Order Trade Consideration Per Segment (ZAR)



Monthly Hidden Order Trade Consideration Per Segment as a Percentage of Total Monthly Order Trade Consideration Per Segment



Hidden Order Trade Volume

Monthly Hidden Order Trade Volume Per Segment (ZAR)

Month	ZA01	ZA02	ZA03
Sep-17	-	-	-
Oct-17	-	-	-
Nov-17	10 000	-	-
Dec-17	-	-	-
Jan-18	-	-	-
Feb-18	-	-	-
Mar-18	-	-	-
Apr-18	-	-	-
May-18	150 000	-	-
Jun-18	-	80 000	-
Jul-18	100 000	-	-
Aug-18	100 000	-	-
Total	360 000.00	80 000.00	-

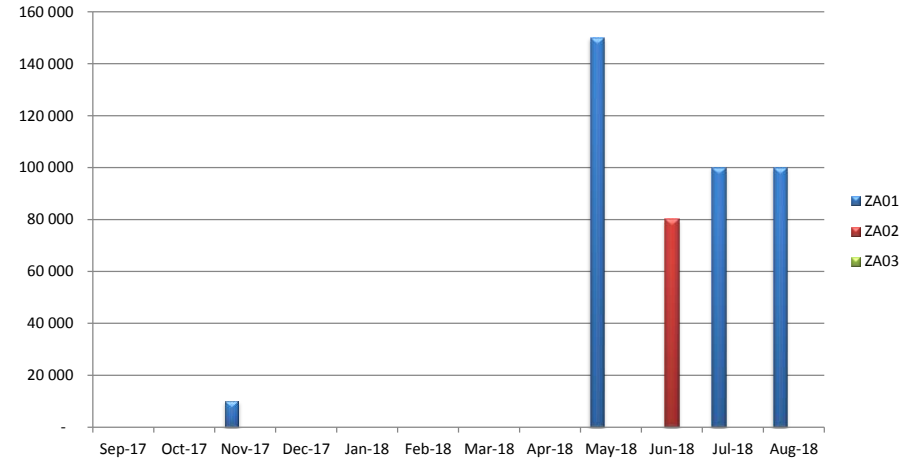
Monthly Total Order Trade Volume Per Segment (ZAR)

Month	ZA01	ZA02	ZA03
Sep-17	5 294 433 656	4 519 806 348	1 035 299 912
Oct-17	5 358 438 184	5 638 203 886	2 681 852 898
Nov-17	5 493 538 730	5 386 820 030	1 235 705 994
Dec-17	7 521 004 772	5 077 006 820	1 343 807 920
Jan-18	5 610 793 482	5 783 367 202	874 672 442
Feb-18	5 666 991 132	4 975 690 176	662 865 084
Mar-18	4 500 492 412	4 724 305 230	514 864 116
Apr-18	3 625 301 780	5 175 414 140	674 815 352
May-18	4 384 337 878	6 219 268 266	961 970 514
Jun-18	5 793 128 144	5 857 237 554	4 669 874 274
Jul-18	4 405 139 568	4 674 655 142	1 363 842 590
Aug-18	5 256 075 286	4 701 147 168	1 188 189 592
Total	62 909 675 024.00	62 732 921 962.00	17 207 760 688.00

Monthly Hidden Order Trade Volume Per Segment as a Percentage of Total Monthly Order Trade Volume Per

Month	ZA01	ZA02	ZA03
Sep-17	0.00000%	0.00000%	0.00000%
Oct-17	0.00000%	0.00000%	0.00000%
Nov-17	0.00018%	0.00000%	0.00000%
Dec-17	0.00000%	0.00000%	0.00000%
Jan-18	0.00000%	0.00000%	0.00000%
Feb-18	0.00000%	0.00000%	0.00000%
Mar-18	0.00000%	0.00000%	0.00000%
Apr-18	0.00000%	0.00000%	0.00000%
May-18	0.00342%	0.00000%	0.00000%
Jun-18	0.00000%	0.00137%	0.00000%
Jul-18	0.00227%	0.00000%	0.00000%
Aug-18	0.00190%	0.00000%	0.00000%

Monthly Hidden Order Trade Volume Per Segment (ZAR)



Monthly Hidden Order Trade Volume Per Segment as a Percentage of Total Monthly Order Trade Volume Per Segment

