



Hidden Order Statistic Report Hidden Order Consideration

Hidden Order and Resultant Trade Statistics as at
Monthly Hidden Order Consideration Per Segment (ZAR)

Month	ZA01	ZA02	ZA03
Nov-17	57 152 500	-	-
Dec-17	10 000 000	-	9 586 720
Jan-18	229 107 128	-	-
Feb-18	64 627 365	-	-
Mar-18	-	-	-
Apr-18	-	-	-
May-18	-	-	-
Jun-18	-	-	-
Jul-18	-	-	-
Aug-18	42 488 530	-	-
Sep-18	130 636 327	40 642 263	-
Oct-18	107 288 000	-	-
Total	641 299 850	40 642 263	9 586 720

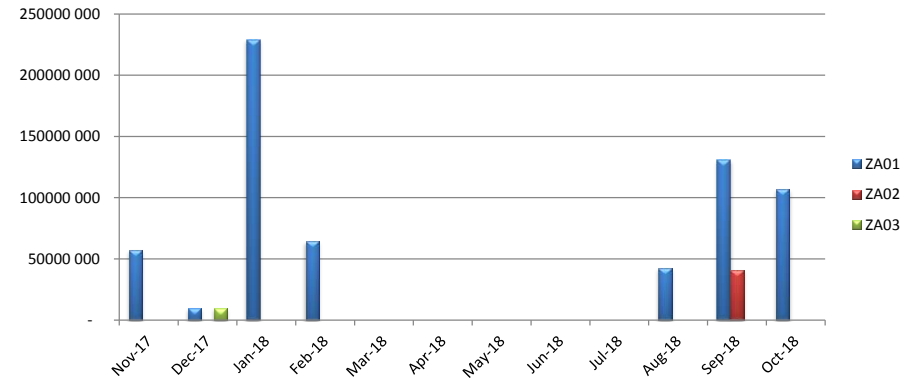
Monthly Total Order Consideration Per Segment (ZAR)

Month	ZA01	ZA02	ZA03
Nov-17	8 492 455 437 523	1 940 969 845 610	26 825 093 656
Dec-17	5 960 693 976 468	1 518 316 363 698	45 134 965 095
Jan-18	7 711 380 087 355	1 827 385 591 140	10 892 457 949
Feb-18	5 983 441 602 676	1 407 865 619 447	7 506 934 379
Mar-18	4 832 759 559 906	1 276 871 524 149	8 143 091 655
Apr-18	5 806 686 118 624	1 557 076 647 314	13 530 057 790
May-18	6 937 279 792 424	1 920 491 888 491	28 001 946 771
Jun-18	7 041 959 349 349	1 639 045 983 469	31 082 785 514
Jul-18	7 355 250 061 379	1 569 864 857 184	60 313 946 308
Aug-18	7 011 449 154 765	1 527 399 977 102	43 126 022 193
Sep-18	6 522 244 111 699	1 437 044 278 468	29 743 003 897
Oct-18	7 213 665 062 239	1 642 514 753 592	16 862 099 659
Total	80 869 264 314 406	19 264 847 329 665	321 162 404 866

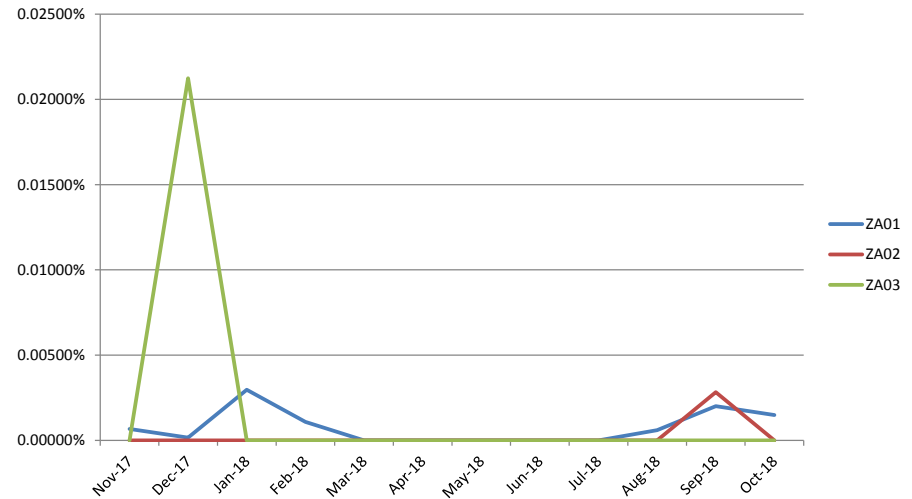
Monthly Hidden Order Consideration Per Segment as a Percentage of Total Monthly Order Consideration Per Segment

Month	ZA01	ZA02	ZA03
Nov-17	0.00067%	0.00000%	0.00000%
Dec-17	0.00017%	0.00000%	0.02124%
Jan-18	0.00297%	0.00000%	0.00000%
Feb-18	0.00108%	0.00000%	0.00000%
Mar-18	0.00000%	0.00000%	0.00000%
Apr-18	0.00000%	0.00000%	0.00000%
May-18	0.00000%	0.00000%	0.00000%
Jun-18	0.00000%	0.00000%	0.00000%
Jul-18	0.00000%	0.00000%	0.00000%
Aug-18	0.00061%	0.00000%	0.00000%
Sep-18	0.00200%	0.00283%	0.00000%
Oct-18	0.00149%	0.00000%	0.00000%
Total			

Monthly Hidden Order Consideration Per Segment (ZAR)



Monthly Hidden Order Consideration Per Segment as a Percentage of Total Monthly Order Consideration Per Segment



Hidden Order Volume

Monthly Hidden Order Volume Per Segment (ZAR)

Month	ZA01	ZA02	ZA03
Nov-17	1 435 000	5 332 000	1 000 000
Dec-17	1 000 000	1 000 000	572 000
Jan-18	277 693	7 700 002	-
Feb-18	3 587 766	29 872 000	-
Mar-18	-	3 199 056	-
Apr-18	200 000	10 165 000	10 000 000
May-18	4 750 000	3 695 000	-
Jun-18	663 368	904 600	400 000
Jul-18	4 677 000	4 721 000	-
Aug-18	1 354 625	5 666 910	-
Sep-18	2 558 887	536 981	-
Oct-18	4 498 871	851 000	-
Total	25 003 210	73 643 549	11 972 000

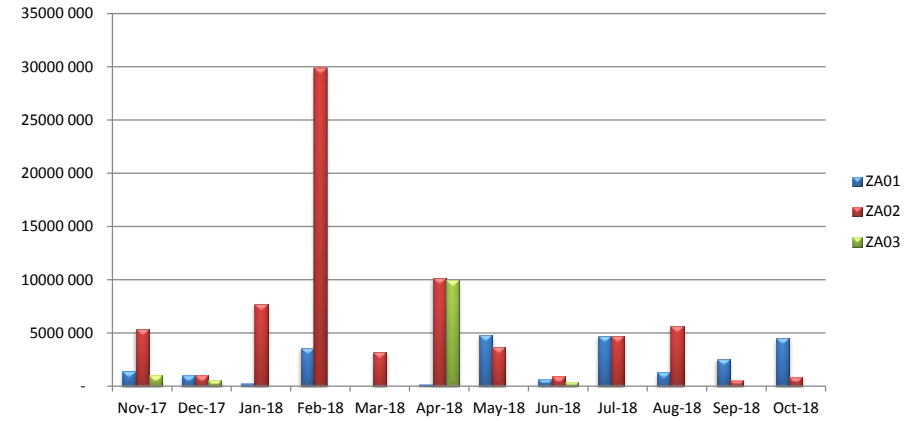
Monthly Total Order Volume Per Segment (ZAR)

Month	ZA01	ZA02	ZA03
Nov-17	46 656 434 791	29 152 138 007	15 679 516 157
Dec-17	39 315 550 249	26 919 004 697	11 262 871 786
Jan-18	44 255 919 593	29 402 684 685	9 135 511 919
Feb-18	38 828 853 454	27 880 299 616	6 822 845 409
Mar-18	30 452 401 717	24 421 197 232	5 642 605 127
Apr-18	32 360 543 003	32 302 647 669	7 218 941 091
May-18	38 554 453 221	36 944 469 322	8 972 731 286
Jun-18	40 621 699 533	34 677 178 019	14 542 423 625
Jul-18	43 527 863 540	32 519 276 705	14 476 114 159
Aug-18	37 519 455 468	30 651 552 043	15 832 532 820
Sep-18	41 330 815 053	39 617 634 532	30 703 787 139
Oct-18	43 764 716 784	36 650 997 166	43 361 379 958
Total	477 188 706 406	381 139 079 693	183 651 260 476

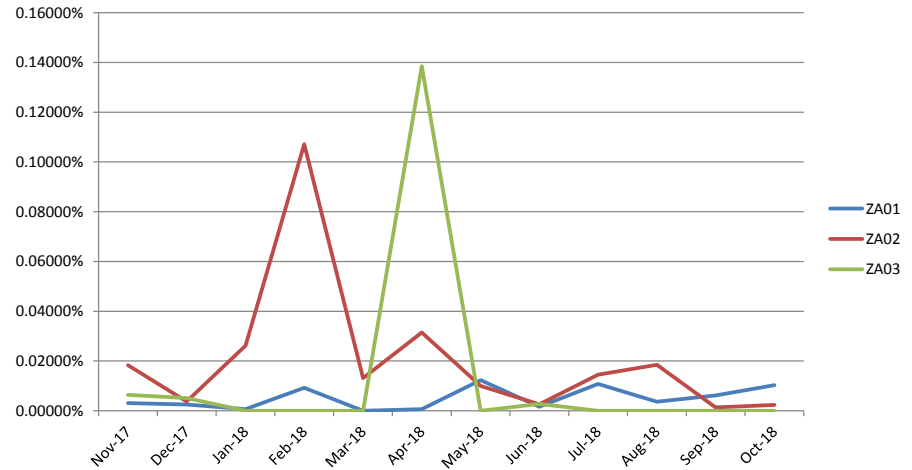
Monthly Hidden Order Volume Per Segment as a Percentage of Total Monthly Order Volume Per Segment

Month	ZA01	ZA02	ZA03
Nov-17	0.00308%	0.01829%	0.00638%
Dec-17	0.00254%	0.00371%	0.00508%
Jan-18	0.00063%	0.02619%	0.00000%
Feb-18	0.00924%	0.10714%	0.00000%
Mar-18	0.00000%	0.01310%	0.00000%
Apr-18	0.00062%	0.03147%	0.13852%
May-18	0.01232%	0.01000%	0.00000%
Jun-18	0.00163%	0.00261%	0.00275%
Jul-18	0.01074%	0.01452%	0.00000%
Aug-18	0.00361%	0.01849%	0.00000%
Sep-18	0.00619%	0.00136%	0.00000%
Oct-18	0.01028%	0.00232%	0.00000%

Monthly Hidden Order Volume Per Segment (ZAR)



Monthly Hidden Order Volume Per Segment as a Percentage of Total Monthly Order Volume Per Segment



Hidden Order Trade Consideration

Monthly Hidden Order Trade Consideration Per Segment (ZAR)

Month	ZA01	ZA02	ZA03
Nov-17	36 225 000	-	-
Dec-17	-	-	-
Jan-18	-	-	-
Feb-18	-	-	-
Mar-18	-	-	-
Apr-18	-	-	-
May-18	17 837 250	-	-
Jun-18	-	23 359 600	-
Jul-18	10 586 000	-	-
Aug-18	10 301 000	-	-
Sep-18	-	-	-
Oct-18	-	-	-
Total	74 949 250	23 359 600	-

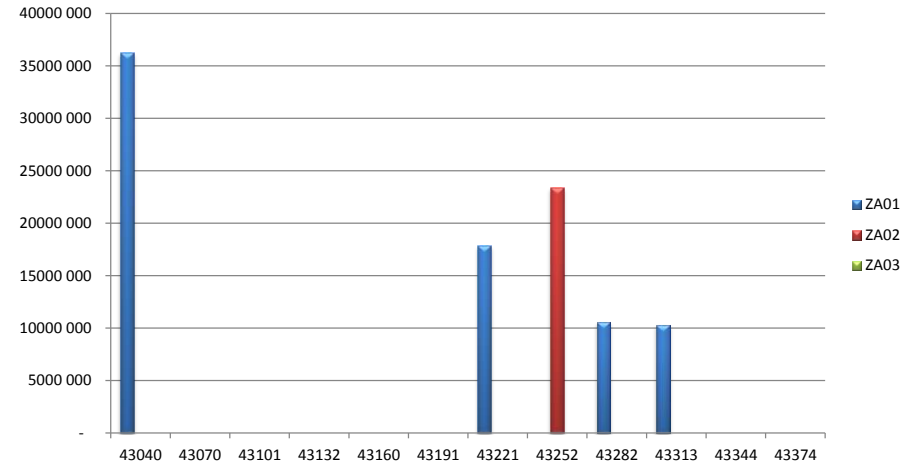
Monthly Total Order Trade Consideration Per Segment (ZAR)

Month	ZA01	ZA02	ZA03
Nov-17	735 065 742 315	198 553 309 103	7 027 356 638
Dec-17	747 642 216 493	176 193 469 543	12 006 397 474
Jan-18	741 032 901 170	196 511 604 821	2 076 804 772
Feb-18	633 755 224 174	165 555 379 489	1 626 953 452
Mar-18	595 947 068 018	169 060 905 402	1 544 833 033
Apr-18	546 318 657 094	150 809 765 260	1 943 428 779
May-18	644 353 203 067	173 586 279 158	4 454 006 176
Jun-18	705 737 679 501	156 620 316 102	5 397 129 193
Jul-18	517 778 613 560	113 438 115 325	7 447 763 665
Aug-18	715 046 284 781	131 528 861 875	6 834 778 189
Sep-18	794 070 392 728	134 247 142 406	6 015 487 506
Oct-18	705 228 787 504	143 051 033 744	2 587 605 603
Total			

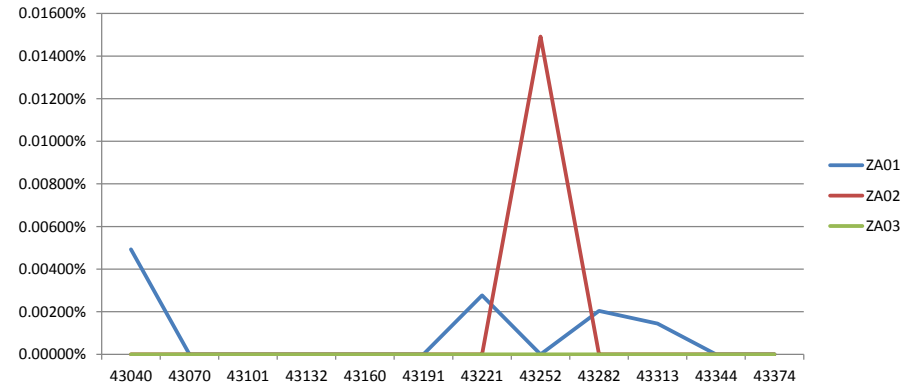
Monthly Hidden Order Trade Consideration Per Segment as a Percentage of Total Monthly Order Trade

Month	ZA01	ZA02	ZA03
Nov-17	0.00493%	0.00000%	0.00000%
Dec-17	0.00000%	0.00000%	0.00000%
Jan-18	0.00000%	0.00000%	0.00000%
Feb-18	0.00000%	0.00000%	0.00000%
Mar-18	0.00000%	0.00000%	0.00000%
Apr-18	0.00000%	0.00000%	0.00000%
May-18	0.00277%	0.00000%	0.00000%
Jun-18	0.00000%	0.01491%	0.00000%
Jul-18	0.00204%	0.00000%	0.00000%
Aug-18	0.00144%	0.00000%	0.00000%
Sep-18	0.00000%	0.00000%	0.00000%
Oct-18	0.00000%	0.00000%	0.00000%

Monthly Hidden Order Trade Consideration Per Segment (ZAR)



Monthly Hidden Order Trade Consideration Per Segment as a Percentage of Total Monthly Order Trade Consideration Per Segment



Hidden Order Trade Volume

Monthly Hidden Order Trade Volume Per Segment (ZAR)

Month	ZA01	ZA02	ZA03
Nov-17	10 000	-	-
Dec-17	-	-	-
Jan-18	-	-	-
Feb-18	-	-	-
Mar-18	-	-	-
Apr-18	-	-	-
May-18	150 000	-	-
Jun-18	-	80 000	-
Jul-18	100 000	-	-
Aug-18	100 000	-	-
Sep-18	-	-	-
Oct-18	-	-	-
Total	360 000.00	80 000.00	-

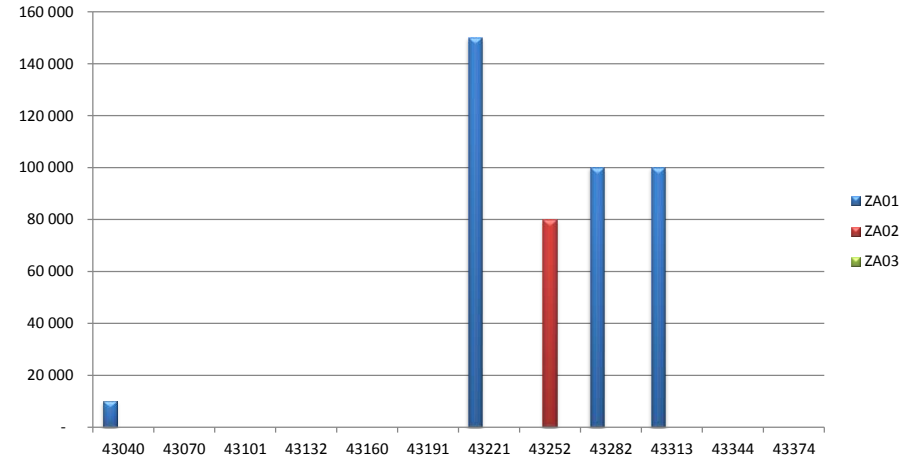
Monthly Total Order Trade Volume Per Segment (ZAR)

Month	ZA01	ZA02	ZA03
Nov-17	5 493 538 730	5 386 820 030	1 235 705 994
Dec-17	7 521 004 772	5 077 006 820	1 343 807 920
Jan-18	5 610 793 482	5 783 367 202	874 672 442
Feb-18	5 666 991 132	4 975 690 176	662 865 084
Mar-18	4 500 492 412	4 724 305 230	514 864 116
Apr-18	3 625 301 780	5 175 414 140	674 815 352
May-18	4 384 337 878	6 219 268 266	961 970 514
Jun-18	5 793 128 144	5 857 237 554	4 669 874 274
Jul-18	4 405 139 568	4 674 655 142	1 363 842 590
Aug-18	5 256 075 286	4 701 147 168	1 188 189 592
Sep-18	6 293 444 246	6 013 733 528	4 828 736 948
Oct-18	5 705 197 848	5 714 166 596	3 172 944 244
Total	64 255 445 278.00	64 302 811 852.00	21 492 289 070.00

Monthly Hidden Order Trade Volume Per Segment as a Percentage of Total Monthly Order Trade Volume Per

Month	ZA01	ZA02	ZA03
Nov-17	0.00018%	0.00000%	0.00000%
Dec-17	0.00000%	0.00000%	0.00000%
Jan-18	0.00000%	0.00000%	0.00000%
Feb-18	0.00000%	0.00000%	0.00000%
Mar-18	0.00000%	0.00000%	0.00000%
Apr-18	0.00000%	0.00000%	0.00000%
May-18	0.00342%	0.00000%	0.00000%
Jun-18	0.00000%	0.00137%	0.00000%
Jul-18	0.00227%	0.00000%	0.00000%
Aug-18	0.00190%	0.00000%	0.00000%
Sep-18	0.00000%	0.00000%	0.00000%
Oct-18	0.00000%	0.00000%	0.00000%

Monthly Hidden Order Trade Volume Per Segment (ZAR)



Monthly Hidden Order Trade Volume Per Segment as a Percentage of Total Monthly Order Trade Volume Per Segment

