



### Hidden Order Statistic Report Hidden Order Consideration

Hidden Order and Resultant Trade Statistics as at  
Monthly Hidden Order Consideration Per Segment (ZAR)

Month	ZA01	ZA02	ZA03
Jun-18	-	-	-
Jul-18	-	-	-
Aug-18	42 488 530	-	-
Sep-18	130 636 327	40 642 263	-
Oct-18	107 288 000	-	-
Nov-18	-	-	-
Dec-18	-	-	-
Jan-19	-	-	-
Feb-19	-	-	-
Mar-19	-	32 400 000	-
Apr-19	-	64 500 000	-
May-19	-	-	-
<b>Total</b>	<b>280 412 857</b>	<b>137 542 263</b>	<b>-</b>

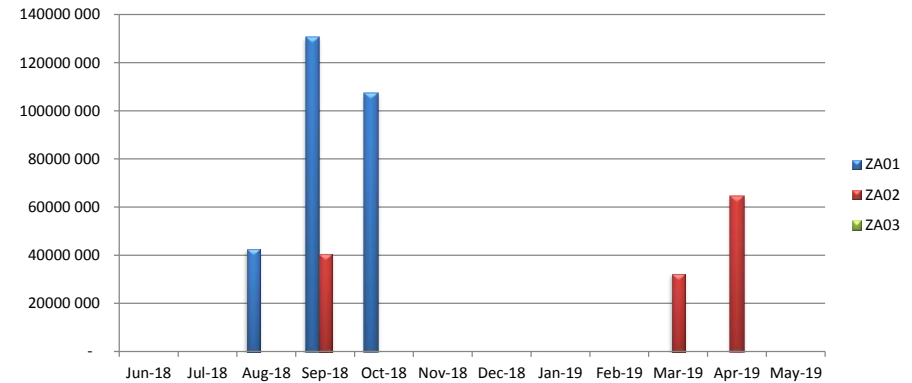
Monthly Total Order Consideration Per Segment (ZAR)

Month	ZA01	ZA02	ZA03
Jun-18	7 041 959 349 349	1 639 045 983 469	31 082 785 514
Jul-18	7 355 250 061 379	1 569 864 857 184	60 313 946 308
Aug-18	7 011 449 154 765	1 527 399 977 102	43 126 022 193
Sep-18	6 522 244 111 699	1 437 044 278 468	29 743 003 897
Oct-18	7 213 665 062 239	1 642 514 753 592	16 862 099 659
Nov-18	6 305 298 033 367	1 531 377 172 201	25 540 508 782
Dec-18	4 606 892 967 566	976 704 764 084	29 974 623 319
Jan-19	4 931 853 500 477	1 051 702 728 910	23 400 685 360
Feb-19	4 747 109 218 496	1 202 418 997 608	21 669 102 970
Mar-19	5 532 237 481 346	1 383 931 644 615	19 882 031 389
Apr-19	4 766 580 245 871	1 303 587 704 180	15 385 140 572
May-19	5 754 716 971 980	1 495 233 817 302	16 158 936 097
<b>Total</b>	<b>71 789 256 158 536</b>	<b>16 760 826 678 716</b>	<b>333 138 886 061</b>

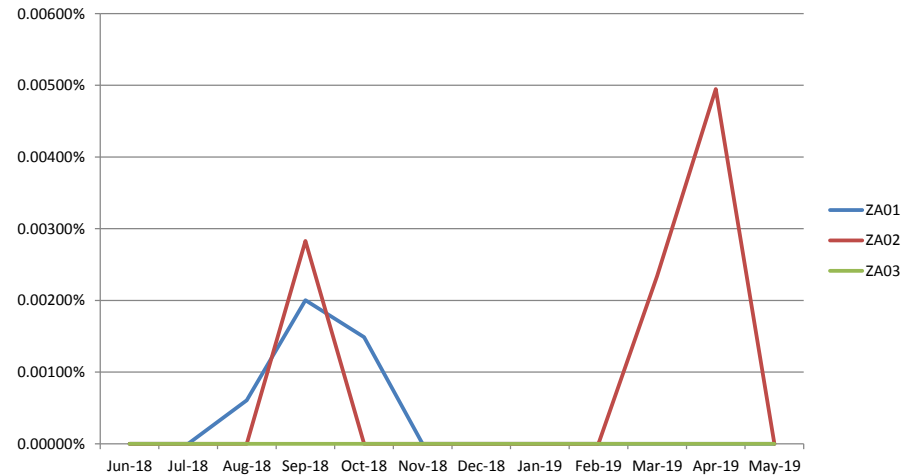
Monthly Hidden Order Consideration Per Segment as a Percentage of Total Monthly Order Consideration Per Segment

Month	ZA01	ZA02	ZA03
Jun-18	0.00000%	0.00000%	0.00000%
Jul-18	0.00000%	0.00000%	0.00000%
Aug-18	0.00061%	0.00000%	0.00000%
Sep-18	0.00200%	0.00283%	0.00000%
Oct-18	0.00149%	0.00000%	0.00000%
Nov-18	0.00000%	0.00000%	0.00000%
Dec-18	0.00000%	0.00000%	0.00000%
Jan-19	0.00000%	0.00000%	0.00000%
Feb-19	0.00000%	0.00000%	0.00000%
Mar-19	0.00000%	0.00234%	0.00000%
Apr-19	0.00000%	0.00495%	0.00000%
May-19	0.00000%	0.00000%	0.00000%

Monthly Hidden Order Consideration Per Segment (ZAR)



Monthly Hidden Order Consideration Per Segment as a Percentage of Total Monthly Order Consideration Per Segment



## Hidden Order Volume

Monthly Hidden Order Volume Per Segment (ZAR)

Month	ZA01	ZA02	ZA03
Jun-18	663 368	904 600	400 000
Jul-18	4 677 000	4 721 000	-
Aug-18	1 354 625	5 666 910	-
Sep-18	2 558 887	536 981	-
Oct-18	4 498 871	851 000	-
Nov-18	6 962 455	18 550 000	-
Dec-18	3 090 103	2 360 000	400 000
Jan-19	4 745 000	7 300 000	200 000
Feb-19	9 396 609	12 212 000	4 600 000
Mar-19	22 206 165	9 282 698	-
Apr-19	2 405 303	287 059 361	-
May-19	7 787 220	101 349 434	-
<b>Total</b>	<b>70 345 606</b>	<b>450 793 984</b>	<b>5 600 000</b>

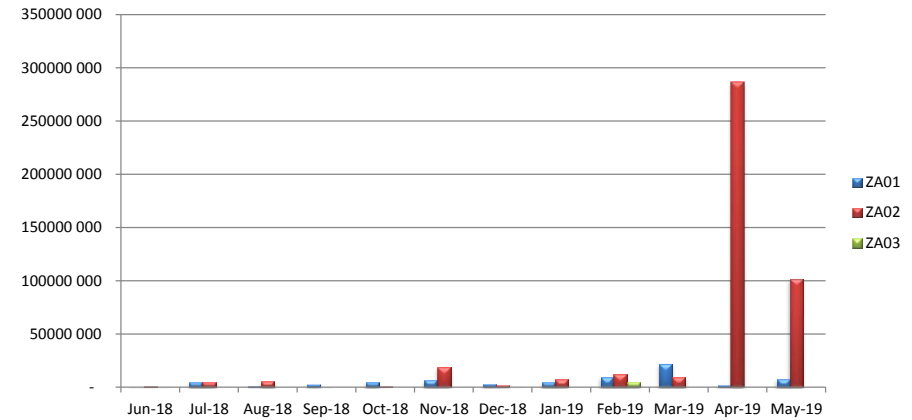
Monthly Total Order Volume Per Segment (ZAR)

Month	ZA01	ZA02	ZA03
Jun-18	40 621 699 533	34 677 178 019	14 542 423 625
Jul-18	43 527 863 540	32 519 276 705	14 476 114 159
Aug-18	37 519 455 468	30 651 552 043	15 832 532 820
Sep-18	41 330 815 053	39 617 634 532	30 703 787 139
Oct-18	43 764 716 784	36 650 997 166	43 361 379 958
Nov-18	39 477 973 350	33 046 934 109	40 774 785 761
Dec-18	27 251 204 324	30 554 859 838	40 138 741 926
Jan-19	28 303 175 472	67 636 749 588	13 491 284 594
Feb-19	29 016 090 235	58 440 161 806	19 727 408 974
Mar-19	32 250 087 664	41 837 350 022	40 217 808 994
Apr-19	26 597 496 246	61 828 278 366	12 501 330 247
May-19	33 903 109 874	66 544 211 505	11 945 013 404
<b>Total</b>	<b>423 563 687 543</b>	<b>534 005 183 699</b>	<b>297 712 611 601</b>

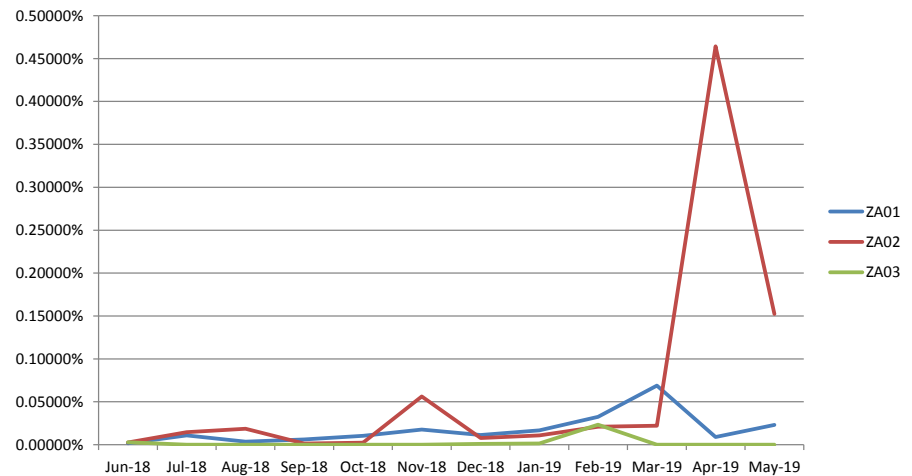
Monthly Hidden Order Volume Per Segment as a Percentage of Total Monthly Order Volume Per Segment

Month	ZA01	ZA02	ZA03
Jun-18	0.00163%	0.00261%	0.00275%
Jul-18	0.01074%	0.01452%	0.00000%
Aug-18	0.00361%	0.01849%	0.00000%
Sep-18	0.00619%	0.00136%	0.00000%
Oct-18	0.01028%	0.00232%	0.00000%
Nov-18	0.01764%	0.05613%	0.00000%
Dec-18	0.01134%	0.00772%	0.00100%
Jan-19	0.01676%	0.01079%	0.00148%
Feb-19	0.03238%	0.02090%	0.02332%
Mar-19	0.06886%	0.02219%	0.00000%
Apr-19	0.00904%	0.46428%	0.00000%
May-19	0.02297%	0.15230%	0.00000%

Monthly Hidden Order Volume Per Segment (ZAR)



Monthly Hidden Order Volume Per Segment as a Percentage of Total Monthly Order Volume Per Segment



## Hidden Order Trade Consideration

**Monthly Hidden Order Trade Consideration Per Segment (ZAR)**

Month	ZA01	ZA02	ZA03
Jun-18	-	23 359 600	-
Jul-18	10 586 000	-	-
Aug-18	10 301 000	-	-
Sep-18	-	-	-
Oct-18	-	-	-
Nov-18	80 087 097	-	-
Dec-18	-	-	14 789 719
Jan-19	10 057 710	-	-
Feb-19	16 290 838	16 271 363	-
Mar-19	54 258 625	-	-
Apr-19	28 467 761	-	-
May-19	70 843 270	-	-
<b>Total</b>	<b>280 892 301</b>	<b>39 630 963</b>	<b>14 789 719</b>

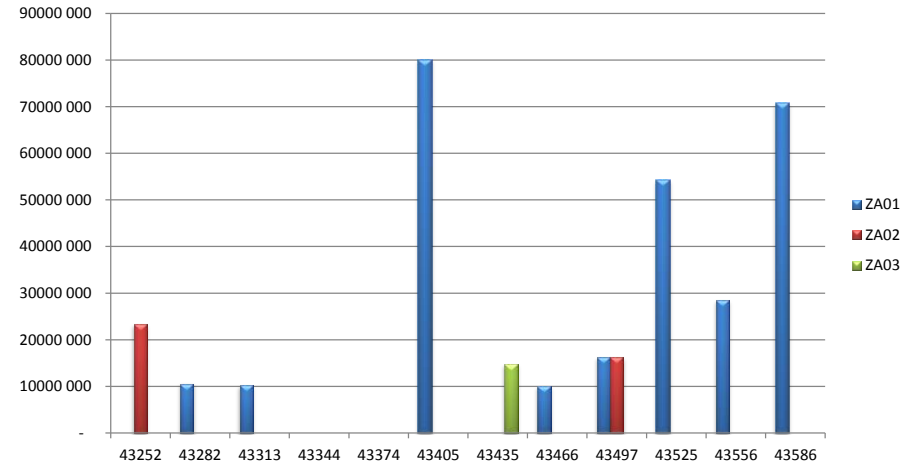
**Monthly Total Order Trade Consideration Per Segment (ZAR)**

Month	ZA01	ZA02	ZA03
Jun-18	705 737 679 501	156 620 316 102	5 397 129 193
Jul-18	517 778 613 560	113 438 115 325	7 447 763 665
Aug-18	715 046 284 781	131 528 861 875	6 834 778 189
Sep-18	794 070 392 728	134 247 142 406	6 015 487 506
Oct-18	705 228 787 504	143 051 033 744	2 587 605 603
Nov-18	711 112 261 354	152 908 741 814	7 352 763 291
Dec-18	480 110 583 759	102 845 490 861	6 909 540 588
Jan-19	565 217 222 232	121 070 373 189	3 992 400 357
Feb-19	569 808 692 884	145 918 184 208	3 870 944 415
Mar-19	695 694 297 775	173 107 298 964	3 734 027 715
Apr-19	512 612 516 222	146 436 165 882	1 905 493 678
May-19	672 112 407 122	168 533 588 797	1 692 364 721
<b>Total</b>			

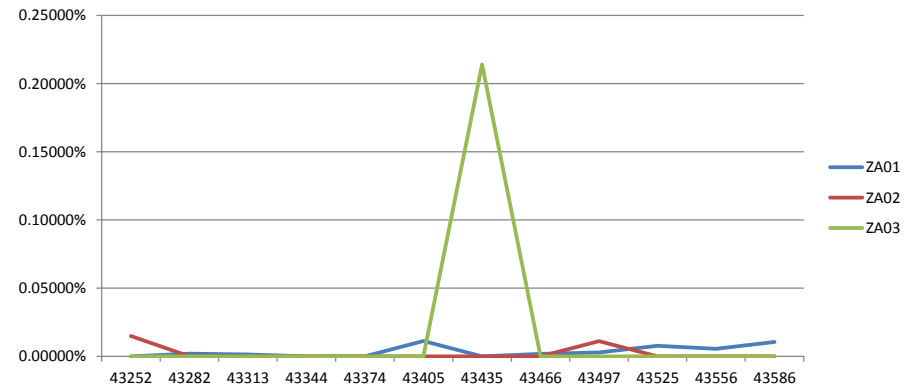
**Monthly Hidden Order Trade Consideration Per Segment as a Percentage of Total Monthly Order Trade**

Month	ZA01	ZA02	ZA03
Jun-18	0.00000%	0.01491%	0.00000%
Jul-18	0.00204%	0.00000%	0.00000%
Aug-18	0.00144%	0.00000%	0.00000%
Sep-18	0.00000%	0.00000%	0.00000%
Oct-18	0.00000%	0.00000%	0.00000%
Nov-18	0.01126%	0.00000%	0.00000%
Dec-18	0.00000%	0.00000%	0.21405%
Jan-19	0.00178%	0.00000%	0.00000%
Feb-19	0.00286%	0.01115%	0.00000%
Mar-19	0.00780%	0.00000%	0.00000%
Apr-19	0.00555%	0.00000%	0.00000%
May-19	0.01054%	0.00000%	0.00000%

**Monthly Hidden Order Trade Consideration Per Segment (ZAR)**



**Monthly Hidden Order Trade Consideration Per Segment as a Percentage of Total Monthly Order Trade Consideration Per Segment**



## Hidden Order Trade Volume

Monthly Hidden Order Trade Volume Per Segment (ZAR)

Month	ZA01	ZA02	ZA03
Jun-18	-	80 000	-
Jul-18	100 000	-	-
Aug-18	100 000	-	-
Sep-18	-	-	-
Oct-18	-	-	-
Nov-18	1 341 007	-	-
Dec-18	-	-	169 987
Jan-19	442 000	-	-
Feb-19	250 609	278 500	-
Mar-19	125 000	-	-
Apr-19	7 762	-	-
May-19	22 118	-	-
<b>Total</b>	<b>2 388 496.00</b>	<b>358 500.00</b>	<b>169 987.00</b>

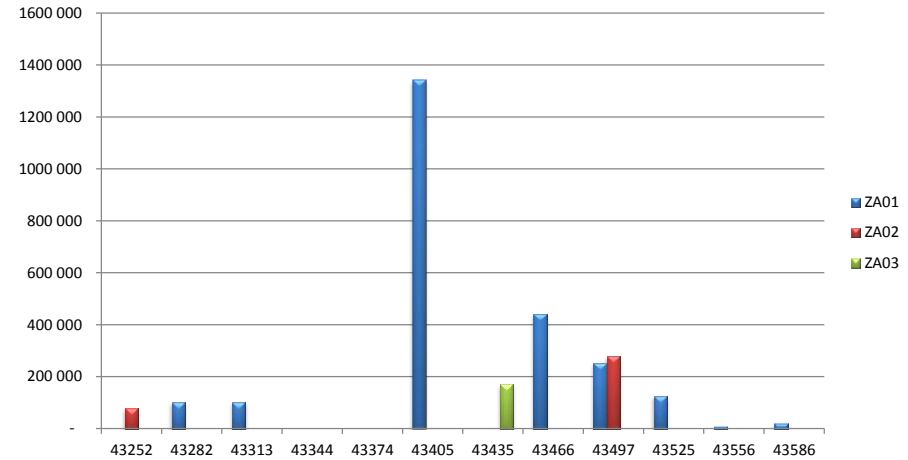
Monthly Total Order Trade Volume Per Segment (ZAR)

Month	ZA01	ZA02	ZA03
Jun-18	5 793 128 144	5 857 237 554	4 669 874 274
Jul-18	4 405 139 568	4 674 655 142	1 363 842 590
Aug-18	5 256 075 286	4 701 147 168	1 188 189 592
Sep-18	6 293 444 246	6 013 733 528	4 828 736 948
Oct-18	5 705 197 848	5 714 166 596	3 172 944 244
Nov-18	5 702 165 580	5 244 753 076	1 354 345 876
Dec-18	3 970 660 470	4 163 588 306	5 937 357 032
Jan-19	4 491 876 946	4 131 615 476	832 805 936
Feb-19	4 563 268 806	6 281 489 300	951 342 018
Mar-19	5 440 863 488	5 390 203 064	2 300 877 960
Apr-19	3 685 479 954	4 709 298 056	565 155 278
May-19	5 182 700 704	5 698 063 622	501 096 566
<b>Total</b>	<b>60 490 001 040.00</b>	<b>62 579 950 888.00</b>	<b>27 666 568 314.00</b>

Monthly Hidden Order Trade Volume Per Segment as a Percentage of Total Monthly Order Trade Volume Per

Month	ZA01	ZA02	ZA03
Jun-18	0.00000%	0.00137%	0.00000%
Jul-18	0.00227%	0.00000%	0.00000%
Aug-18	0.00190%	0.00000%	0.00000%
Sep-18	0.00000%	0.00000%	0.00000%
Oct-18	0.00000%	0.00000%	0.00000%
Nov-18	0.02352%	0.00000%	0.00000%
Dec-18	0.00000%	0.00000%	0.00286%
Jan-19	0.00984%	0.00000%	0.00000%
Feb-19	0.00549%	0.00443%	0.00000%
Mar-19	0.00230%	0.00000%	0.00000%
Apr-19	0.00021%	0.00000%	0.00000%
May-19	0.00043%	0.00000%	0.00000%

Monthly Hidden Order Trade Volume Per Segment (ZAR)



Monthly Hidden Order Trade Volume Per Segment as a Percentage of Total Monthly Order Trade Volume Per Segment

