



Hidden Order Statistic Report

Hidden Order Consideration

Hidden Order and Resultant Trade Statistics as at
Monthly Hidden Order Consideration Per Segment (ZAR)

Month	ZA01	ZA02	ZA03
Feb-19	-	-	-
Mar-19	-	32 400 000	-
Apr-19	-	64 500 000	-
May-19	-	-	-
Jun-19	89 250 000	-	-
Jul-19	-	-	-
Aug-19	-	-	-
Sep-19	-	-	-
Oct-19	-	-	-
Nov-19	53 550 000	-	-
Dec-19	-	-	-
Jan-20	285 660 000	-	-
Total	428 460 000	96 900 000	-

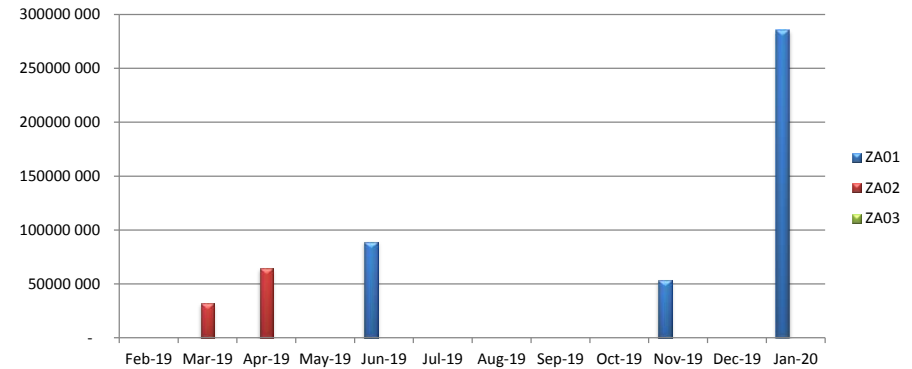
Monthly Total Order Consideration Per Segment (ZAR)

Month	ZA01	ZA02	ZA03
Feb-19	4 747 109 218 496	1 202 418 997 608	21 669 102 970
Mar-19	5 532 237 481 346	1 383 931 644 615	19 882 031 389
Apr-19	4 766 580 245 871	1 303 587 704 180	15 385 140 572
May-19	5 754 716 971 980	1 495 233 817 302	16 158 936 097
Jun-19	5 240 140 815 004	1 325 450 558 148	17 229 795 123
Jul-19	4 901 641 783 222	1 391 482 662 297	11 279 956 963
Aug-19	5 415 735 049 307	1 590 580 165 647	11 819 738 025
Sep-19	5 141 288 839 354	1 301 704 048 541	12 823 867 196
Oct-19	6 725 751 408 866	1 615 122 576 625	17 557 244 678
Nov-19	5 267 817 699 016	1 368 469 981 581	10 546 138 008
Dec-19	4 784 562 220 109	1 437 038 093 274	13 631 568 850
Jan-20	4 849 572 416 010	1 235 839 531 586	12 549 294 178
Total	63 127 154 148 582	16 650 859 781 404	180 532 814 050

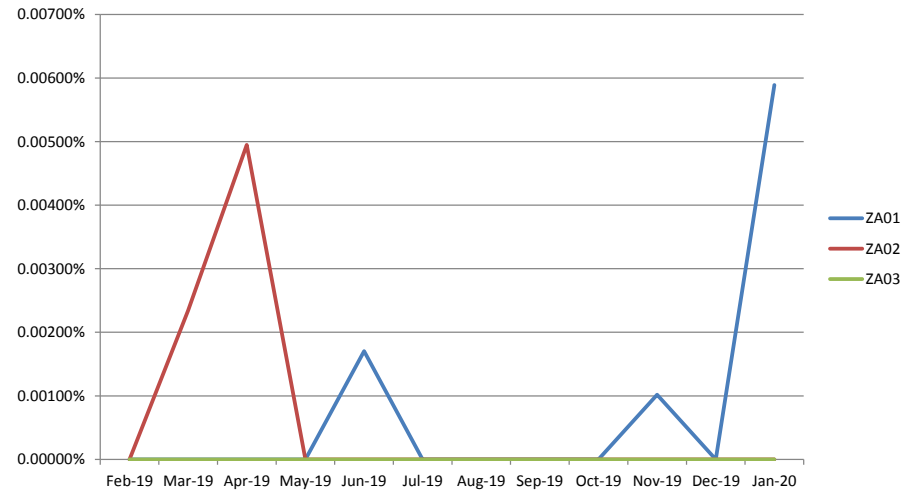
Monthly Hidden Order Consideration Per Segment as a Percentage of Total Monthly Order Consideration Per Segment

Month	ZA01	ZA02	ZA03
Feb-19	0.00000%	0.00000%	0.00000%
Mar-19	0.00000%	0.00234%	0.00000%
Apr-19	0.00000%	0.00495%	0.00000%
May-19	0.00000%	0.00000%	0.00000%
Jun-19	0.00170%	0.00000%	0.00000%
Jul-19	0.00000%	0.00000%	0.00000%
Aug-19	0.00000%	0.00000%	0.00000%
Sep-19	0.00000%	0.00000%	0.00000%
Oct-19	0.00000%	0.00000%	0.00000%
Nov-19	0.00102%	0.00000%	0.00000%
Dec-19	0.00000%	0.00000%	0.00000%
Jan-20	0.00589%	0.00000%	0.00000%
Total			

Monthly Hidden Order Consideration Per Segment (ZAR)



Monthly Hidden Order Consideration Per Segment as a Percentage of Total Monthly Order Consideration Per Segment



Hidden Order Volume

Monthly Hidden Order Volume Per Segment (ZAR)

Month	ZA01	ZA02	ZA03
Feb-19	9 396 609	12 212 000	4 600 000
Mar-19	22 206 165	9 282 698	-
Apr-19	2 405 303	287 059 361	-
May-19	7 787 220	101 349 434	-
Jun-19	6 362 235	16 796 000	-
Jul-19	10 477 364	6 908 713	-
Aug-19	4 046 000	6 040 442	-
Sep-19	2 044 556	45 484 276	-
Oct-19	42 134 291	18 482 202	-
Nov-19	8 973 953	3 596 017	-
Dec-19	15 415 561	1 151 000	-
Jan-20	8 434 285	2 521 433	-
Total	139 683 542	510 883 576	4 600 000

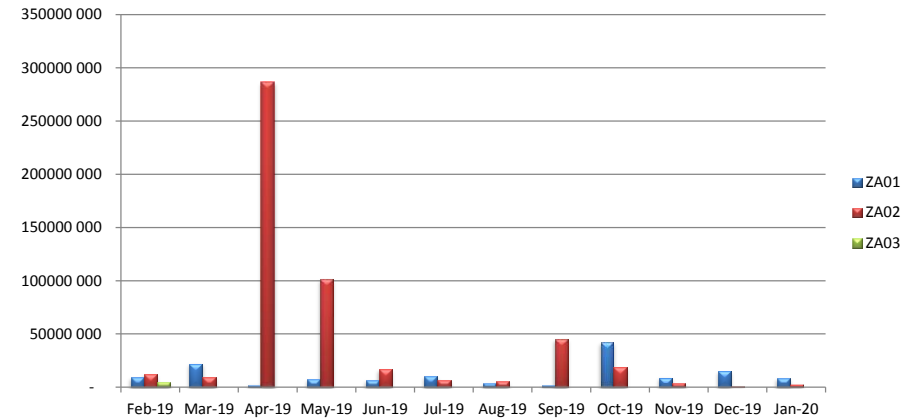
Monthly Total Order Volume Per Segment (ZAR)

Month	ZA01	ZA02	ZA03
Feb-19	29 016 090 235	58 440 161 806	19 727 408 974
Mar-19	32 250 087 664	41 837 350 022	40 217 808 994
Apr-19	26 597 496 246	61 828 278 366	12 501 330 247
May-19	33 903 109 874	66 544 211 505	11 945 013 404
Jun-19	29 665 367 312	55 042 317 575	18 023 450 012
Jul-19	28 257 874 091	35 175 748 721	45 769 941 341
Aug-19	33 993 090 376	38 720 324 844	45 932 425 386
Sep-19	31 660 704 615	31 030 521 017	40 827 358 826
Oct-19	42 362 088 409	31 864 459 863	53 623 303 124
Nov-19	32 549 441 449	26 786 991 921	31 512 244 418
Dec-19	30 060 308 442	25 761 060 799	40 107 450 014
Jan-20	27 666 705 687	20 051 302 014	36 155 080 052
Total	377 982 364 400	493 082 728 453	396 342 814 792

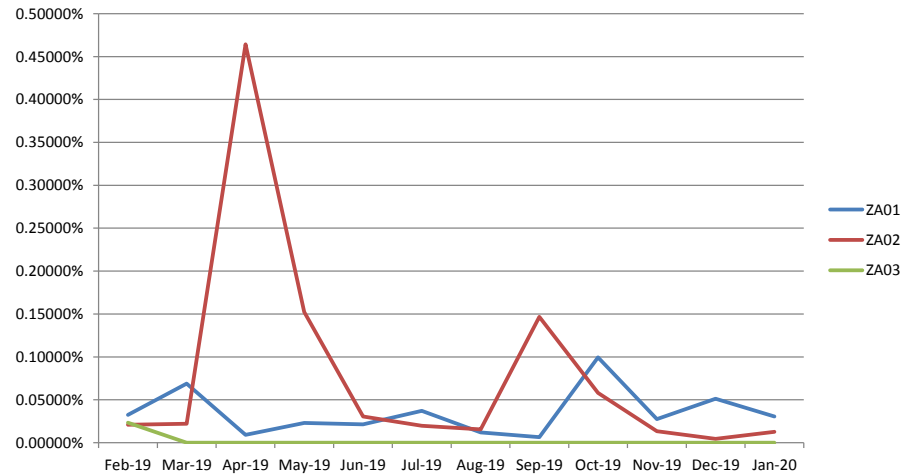
Monthly Hidden Order Volume Per Segment as a Percentage of Total Monthly Order Volume Per Segment

Month	ZA01	ZA02	ZA03
Feb-19	0.03238%	0.02090%	0.02332%
Mar-19	0.06886%	0.02219%	0.00000%
Apr-19	0.00904%	0.46428%	0.00000%
May-19	0.02297%	0.15230%	0.00000%
Jun-19	0.02145%	0.03051%	0.00000%
Jul-19	0.03708%	0.01964%	0.00000%
Aug-19	0.01190%	0.01560%	0.00000%
Sep-19	0.00646%	0.14658%	0.00000%
Oct-19	0.09946%	0.05800%	0.00000%
Nov-19	0.02757%	0.01342%	0.00000%
Dec-19	0.05128%	0.00447%	0.00000%
Jan-20	0.03049%	0.01257%	0.00000%

Monthly Hidden Order Volume Per Segment (ZAR)



Monthly Hidden Order Volume Per Segment as a Percentage of Total Monthly Order Volume Per Segment



Hidden Order Trade Consideration

Monthly Hidden Order Trade Consideration Per Segment (ZAR)

Month	ZA01	ZA02	ZA03
Feb-19	16 290 838	16 271 363	-
Mar-19	54 258 625	-	-
Apr-19	28 467 761	-	-
May-19	70 843 270	-	-
Jun-19	11 608 093	-	-
Jul-19	36 827 425	-	-
Aug-19	78 642 273	-	-
Oct-19	-	-	-
Nov-19	-	-	-
Dec-19	-	-	-
Jan-20	-	-	-
Total	296 938 285	16 271 363	-

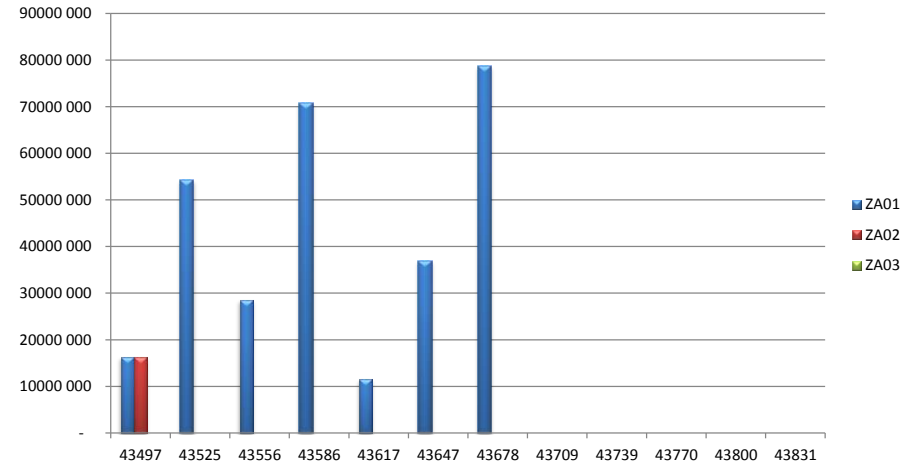
Monthly Total Order Trade Consideration Per Segment (ZAR)

Month	ZA01	ZA02	ZA03
Feb-19	569 808 692 884	145 918 184 208	3 870 944 415
Mar-19	695 694 297 775	173 107 298 964	3 734 027 715
Apr-19	512 612 516 222	146 436 165 882	1 905 493 678
May-19	672 112 407 122	168 533 588 797	1 692 364 721
Jun-19	663 394 479 356	135 387 815 186	1 987 019 322
Jul-19	521 964 926 788	141 682 935 996	1 570 000 762
Aug-19	685 273 826 408	152 306 242 043	1 844 701 175
Oct-19	758 161 466 539	176 624 653 344	2 563 667 031
Nov-19	620 442 070 678	179 844 931 523	2 119 887 814
Dec-19	607 109 400 313	130 619 071 447	1 805 056 613
Jan-20	435 464 925 617	92 538 376 914	1 549 178 990
Total	-	-	-

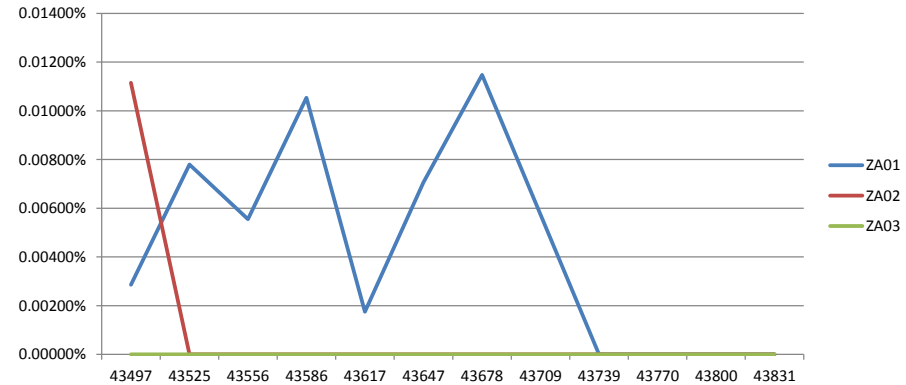
Monthly Hidden Order Trade Consideration Per Segment as a Percentage of Total Monthly Order Trade

Month	ZA01	ZA02	ZA03
Feb-19	0.00286%	0.01115%	0.00000%
Mar-19	0.00780%	0.00000%	0.00000%
Apr-19	0.00555%	0.00000%	0.00000%
May-19	0.01054%	0.00000%	0.00000%
Jun-19	0.00175%	0.00000%	0.00000%
Jul-19	0.00706%	0.00000%	0.00000%
Aug-19	0.01148%	0.00000%	0.00000%
Oct-19	0.00000%	0.00000%	0.00000%
Nov-19	0.00000%	0.00000%	0.00000%
Dec-19	0.00000%	0.00000%	0.00000%
Jan-20	0.00000%	0.00000%	0.00000%

Monthly Hidden Order Trade Consideration Per Segment (ZAR)



Monthly Hidden Order Trade Consideration Per Segment as a Percentage of Total Monthly Order Trade Consideration Per Segment



Hidden Order Trade Volume

Monthly Hidden Order Trade Volume Per Segment (ZAR)

Month	ZA01	ZA02	ZA03
Feb-19	250 609	278 500	-
Mar-19	125 000	-	-
Apr-19	7 762	-	-
May-19	22 118	-	-
Jun-19	3 426	-	-
Jul-19	204 346	-	-
Aug-19	115 482	-	-
Oct-19	-	-	-
Nov-19	-	-	-
Dec-19	-	-	-
Jan-20	-	-	-
Total	728 743.00	278 500.00	-

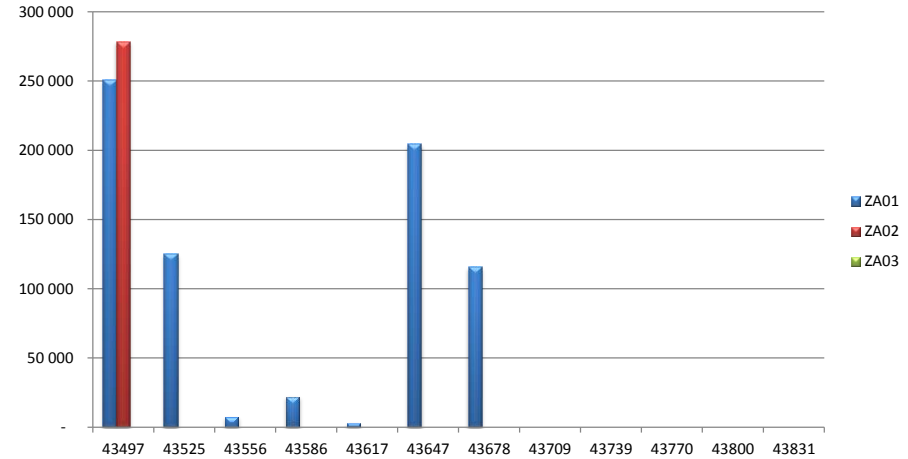
Monthly Total Order Trade Volume Per Segment (ZAR)

Month	ZA01	ZA02	ZA03
Feb-19	4 563 268 806	6 281 489 300	951 342 018
Mar-19	5 440 863 488	5 390 203 064	2 300 877 960
Apr-19	3 685 479 954	4 709 298 056	565 155 278
May-19	5 182 700 704	5 698 063 622	501 096 566
Jun-19	4 770 519 666	4 860 996 606	767 197 316
Jul-19	3 745 843 664	4 285 615 254	1 161 823 036
Aug-19	5 395 492 708	5 105 214 382	1 651 034 940
Oct-19	6 219 975 446	5 209 127 162	1 415 600 334
Nov-19	5 680 024 954	5 507 479 566	2 739 286 106
Dec-19	5 033 353 016	3 960 180 274	1 490 354 518
Jan-20	3 609 490 116	2 789 496 940	1 259 566 938
Total	53 327 012 522.00	53 797 164 226.00	14 803 335 010.00

Monthly Hidden Order Trade Volume Per Segment as a Percentage of Total Monthly Order Trade Volume Per

Month	ZA01	ZA02	ZA03
Feb-19	0.00549%	0.00443%	0.00000%
Mar-19	0.00230%	0.00000%	0.00000%
Apr-19	0.00021%	0.00000%	0.00000%
May-19	0.00043%	0.00000%	0.00000%
Jun-19	0.00007%	0.00000%	0.00000%
Jul-19	0.00546%	0.00000%	0.00000%
Aug-19	0.00214%	0.00000%	0.00000%
Oct-19	0.00000%	0.00000%	0.00000%
Nov-19	0.00000%	0.00000%	0.00000%
Dec-19	0.00000%	0.00000%	0.00000%
Jan-20	0.00000%	0.00000%	0.00000%

Monthly Hidden Order Trade Volume Per Segment (ZAR)



Monthly Hidden Order Trade Volume Per Segment as a Percentage of Total Monthly Order Trade Volume Per Segment

