



Hidden Order Statistic Report Hidden Order Consideration

Hidden Order and Resultant Trade Statistics as at
Monthly Hidden Order Consideration Per Segment (ZAR)

| Month | ZA01 | ZA02 | ZA03 |
|--------------|--------------------|--------------------|----------|
| Aug-18 | 42 488 530 | - | - |
| Sep-18 | 130 636 327 | 40 642 263 | - |
| Oct-18 | 107 288 000 | - | - |
| Nov-18 | - | - | - |
| Dec-18 | - | - | - |
| Jan-19 | - | - | - |
| Feb-19 | - | - | - |
| Mar-19 | - | 32 400 000 | - |
| Apr-19 | - | 64 500 000 | - |
| May-19 | - | - | - |
| Jun-19 | 89 250 000 | - | - |
| Jul-19 | - | - | - |
| Total | 369 662 857 | 137 542 263 | - |

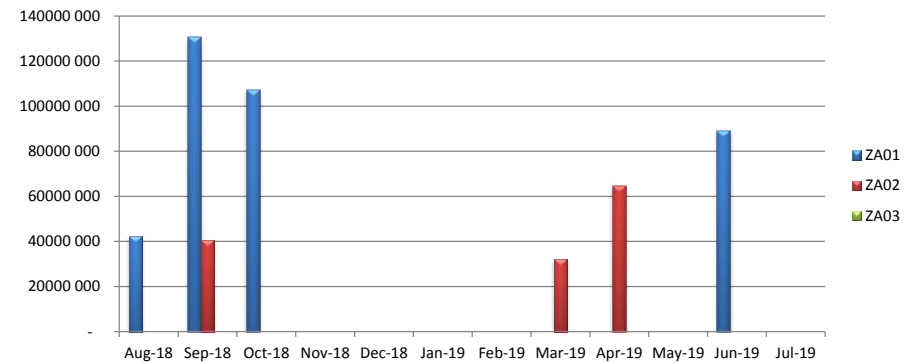
Monthly Total Order Consideration Per Segment (ZAR)

| Month | ZA01 | ZA02 | ZA03 |
|--------------|---------------------------|---------------------------|------------------------|
| Aug-18 | 7 011 449 154 765 | 1 527 399 977 102 | 43 126 022 193 |
| Sep-18 | 6 522 244 111 699 | 1 437 044 278 468 | 29 743 003 897 |
| Oct-18 | 7 213 665 062 239 | 1 642 514 753 592 | 16 862 099 659 |
| Nov-18 | 6 305 298 033 367 | 1 531 377 172 201 | 25 540 508 782 |
| Dec-18 | 4 606 892 967 566 | 976 704 764 084 | 29 974 623 319 |
| Jan-19 | 4 931 853 500 477 | 1 051 702 728 910 | 23 400 685 360 |
| Feb-19 | 4 747 109 218 496 | 1 202 418 997 608 | 21 669 102 970 |
| Mar-19 | 5 532 237 481 346 | 1 383 931 644 615 | 19 882 031 389 |
| Apr-19 | 4 766 580 245 871 | 1 303 587 704 180 | 15 385 140 572 |
| May-19 | 5 754 716 971 980 | 1 495 233 817 302 | 16 158 936 097 |
| Jun-19 | 5 240 140 815 004 | 1 325 450 558 148 | 17 229 795 123 |
| Jul-19 | 4 901 641 783 222 | 1 391 482 662 297 | 11 279 956 963 |
| Total | 67 533 829 346 034 | 16 268 849 058 507 | 270 251 906 325 |

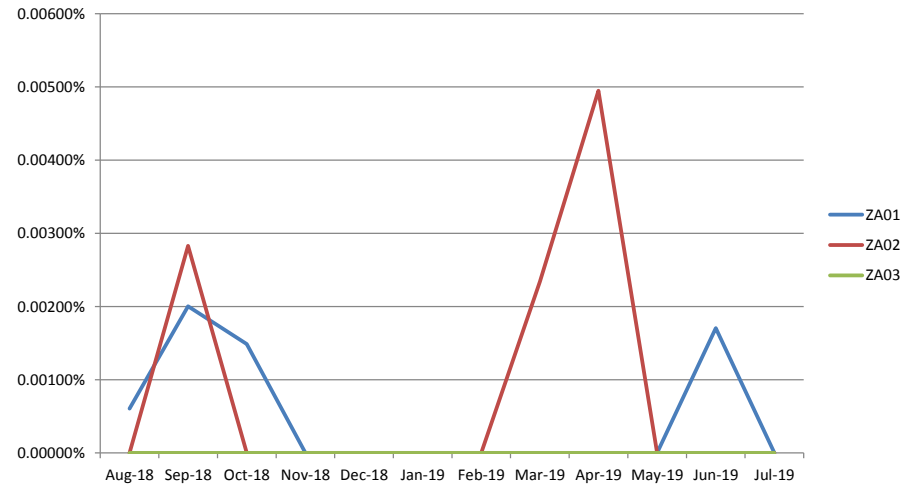
Monthly Hidden Order Consideration Per Segment as a Percentage of Total Monthly Order Consideration Per Segment

| Month | ZA01 | ZA02 | ZA03 |
|--------------|----------|----------|----------|
| Aug-18 | 0.00061% | 0.00000% | 0.00000% |
| Sep-18 | 0.00200% | 0.00283% | 0.00000% |
| Oct-18 | 0.00149% | 0.00000% | 0.00000% |
| Nov-18 | 0.00000% | 0.00000% | 0.00000% |
| Dec-18 | 0.00000% | 0.00000% | 0.00000% |
| Jan-19 | 0.00000% | 0.00000% | 0.00000% |
| Feb-19 | 0.00000% | 0.00000% | 0.00000% |
| Mar-19 | 0.00000% | 0.00234% | 0.00000% |
| Apr-19 | 0.00000% | 0.00495% | 0.00000% |
| May-19 | 0.00000% | 0.00000% | 0.00000% |
| Jun-19 | 0.00170% | 0.00000% | 0.00000% |
| Jul-19 | 0.00000% | 0.00000% | 0.00000% |
| Total | | | |

Monthly Hidden Order Consideration Per Segment (ZAR)



Monthly Hidden Order Consideration Per Segment as a Percentage of Total Monthly Order Consideration Per Segment



Hidden Order Volume

Monthly Hidden Order Volume Per Segment (ZAR)

| Month | ZA01 | ZA02 | ZA03 |
|--------------|-------------------|--------------------|------------------|
| Aug-18 | 1 354 625 | 5 666 910 | - |
| Sep-18 | 2 558 887 | 536 981 | - |
| Oct-18 | 4 498 871 | 851 000 | - |
| Nov-18 | 6 962 455 | 18 550 000 | - |
| Dec-18 | 3 090 103 | 2 360 000 | 400 000 |
| Jan-19 | 4 745 000 | 7 300 000 | 200 000 |
| Feb-19 | 9 396 609 | 12 212 000 | 4 600 000 |
| Mar-19 | 22 206 165 | 9 282 698 | - |
| Apr-19 | 2 405 303 | 287 059 361 | - |
| May-19 | 7 787 220 | 101 349 434 | - |
| Jun-19 | 6 362 235 | 16 796 000 | - |
| Jul-19 | 10 477 364 | 6 908 713 | - |
| Total | 81 844 837 | 468 873 097 | 5 200 000 |

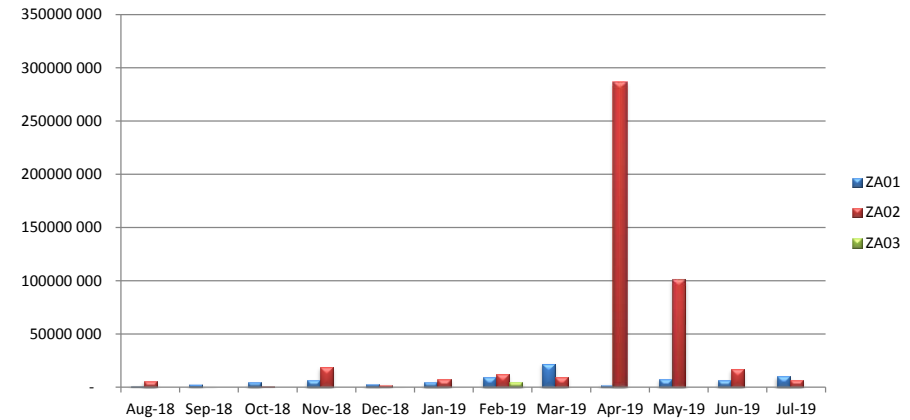
Monthly Total Order Volume Per Segment (ZAR)

| Month | ZA01 | ZA02 | ZA03 |
|--------------|------------------------|------------------------|------------------------|
| Aug-18 | 37 519 455 468 | 30 651 552 043 | 15 832 532 820 |
| Sep-18 | 41 330 815 053 | 39 617 634 532 | 30 703 787 139 |
| Oct-18 | 43 764 716 784 | 36 650 997 166 | 43 361 379 958 |
| Nov-18 | 39 477 973 350 | 33 046 934 109 | 40 774 785 761 |
| Dec-18 | 27 251 204 324 | 30 554 859 838 | 40 138 741 926 |
| Jan-19 | 28 303 175 472 | 67 636 749 588 | 13 491 284 594 |
| Feb-19 | 29 016 090 235 | 58 440 161 806 | 19 727 408 974 |
| Mar-19 | 32 250 087 664 | 41 837 350 022 | 40 217 808 994 |
| Apr-19 | 26 597 496 246 | 61 828 278 366 | 12 501 330 247 |
| May-19 | 33 903 109 874 | 66 544 211 505 | 11 945 013 404 |
| Jun-19 | 29 665 367 312 | 55 042 317 575 | 18 023 450 012 |
| Jul-19 | 28 257 874 091 | 35 175 748 721 | 45 769 941 341 |
| Total | 397 337 365 873 | 557 026 795 271 | 332 487 465 170 |

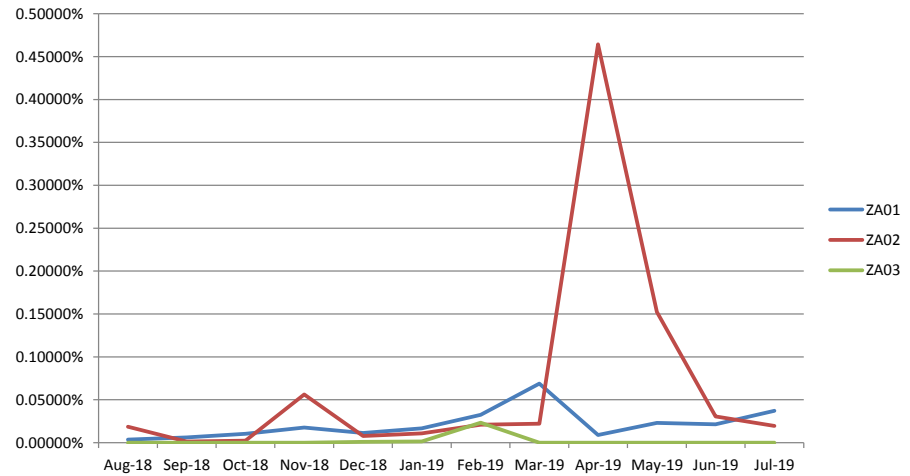
Monthly Hidden Order Volume Per Segment as a Percentage of Total Monthly Order Volume Per Segment

| Month | ZA01 | ZA02 | ZA03 |
|--------|----------|----------|----------|
| Aug-18 | 0.00361% | 0.01849% | 0.00000% |
| Sep-18 | 0.00619% | 0.00136% | 0.00000% |
| Oct-18 | 0.01028% | 0.00232% | 0.00000% |
| Nov-18 | 0.01764% | 0.05613% | 0.00000% |
| Dec-18 | 0.01134% | 0.00772% | 0.00100% |
| Jan-19 | 0.01676% | 0.01079% | 0.00148% |
| Feb-19 | 0.03238% | 0.02090% | 0.02332% |
| Mar-19 | 0.06886% | 0.02219% | 0.00000% |
| Apr-19 | 0.00904% | 0.46428% | 0.00000% |
| May-19 | 0.02297% | 0.15230% | 0.00000% |
| Jun-19 | 0.02145% | 0.03051% | 0.00000% |
| Jul-19 | 0.03708% | 0.01964% | 0.00000% |

Monthly Hidden Order Volume Per Segment (ZAR)



Monthly Hidden Order Volume Per Segment as a Percentage of Total Monthly Order Volume Per Segment



Hidden Order Trade Consideration

Monthly Hidden Order Trade Consideration Per Segment (ZAR)

| Month | ZA01 | ZA02 | ZA03 |
|--------------|--------------------|-------------------|-------------------|
| Aug-18 | 10 301 000 | - | - |
| Sep-18 | - | - | - |
| Oct-18 | - | - | - |
| Nov-18 | 80 087 097 | - | - |
| Dec-18 | - | - | 14 789 719 |
| Jan-19 | 10 057 710 | - | - |
| Feb-19 | 16 290 838 | 16 271 363 | - |
| Mar-19 | 54 258 625 | - | - |
| Apr-19 | 28 467 761 | - | - |
| May-19 | 70 843 270 | - | - |
| Jun-19 | 11 608 093 | - | - |
| Jul-19 | 36 827 425 | - | - |
| Total | 318 741 819 | 16 271 363 | 14 789 719 |

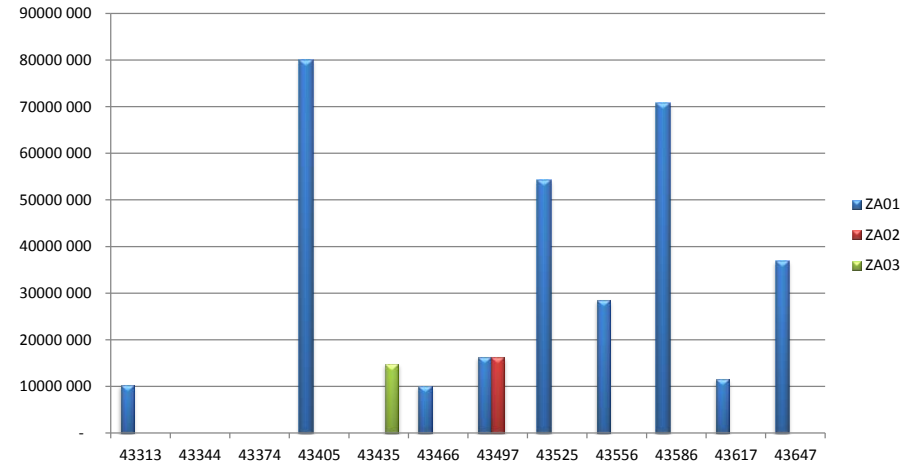
Monthly Total Order Trade Consideration Per Segment (ZAR)

| Month | ZA01 | ZA02 | ZA03 |
|--------------|-----------------|-----------------|---------------|
| Aug-18 | 715 046 284 781 | 131 528 861 875 | 6 834 778 189 |
| Sep-18 | 794 070 392 728 | 134 247 142 406 | 6 015 487 506 |
| Oct-18 | 705 228 787 504 | 143 051 033 744 | 2 587 605 603 |
| Nov-18 | 711 112 261 354 | 152 908 741 814 | 7 352 763 291 |
| Dec-18 | 480 110 583 759 | 102 845 490 861 | 6 909 540 588 |
| Jan-19 | 565 217 222 232 | 121 070 373 189 | 3 992 400 357 |
| Feb-19 | 569 808 692 884 | 145 918 184 208 | 3 870 944 415 |
| Mar-19 | 695 694 297 775 | 173 107 298 964 | 3 734 027 715 |
| Apr-19 | 512 612 516 222 | 146 436 165 882 | 1 905 493 678 |
| May-19 | 672 112 407 122 | 168 533 588 797 | 1 692 364 721 |
| Jun-19 | 663 394 479 356 | 135 387 815 186 | 1 987 019 322 |
| Jul-19 | 521 964 926 788 | 141 682 935 996 | 1 570 000 762 |
| Total | | | |

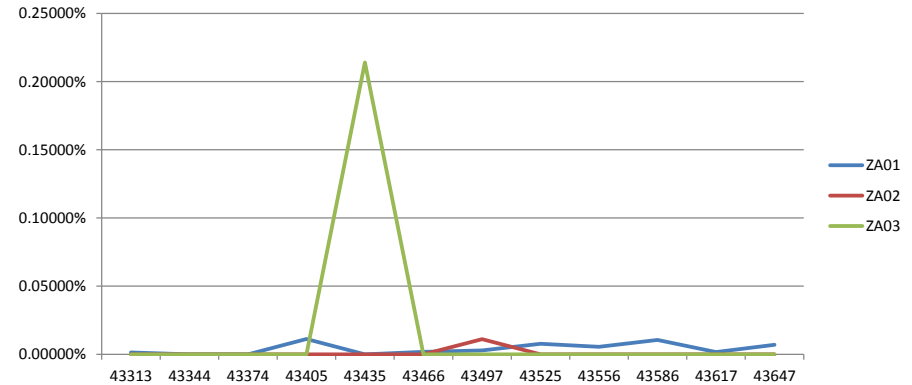
Monthly Hidden Order Trade Consideration Per Segment as a Percentage of Total Monthly Order Trade

| Month | ZA01 | ZA02 | ZA03 |
|--------|----------|----------|----------|
| Aug-18 | 0.00144% | 0.00000% | 0.00000% |
| Sep-18 | 0.00000% | 0.00000% | 0.00000% |
| Oct-18 | 0.00000% | 0.00000% | 0.00000% |
| Nov-18 | 0.01126% | 0.00000% | 0.00000% |
| Dec-18 | 0.00000% | 0.00000% | 0.21405% |
| Jan-19 | 0.00178% | 0.00000% | 0.00000% |
| Feb-19 | 0.00286% | 0.01115% | 0.00000% |
| Mar-19 | 0.00780% | 0.00000% | 0.00000% |
| Apr-19 | 0.00555% | 0.00000% | 0.00000% |
| May-19 | 0.01054% | 0.00000% | 0.00000% |
| Jun-19 | 0.00175% | 0.00000% | 0.00000% |
| Jul-19 | 0.00706% | 0.00000% | 0.00000% |

Monthly Hidden Order Trade Consideration Per Segment (ZAR)



Monthly Hidden Order Trade Consideration Per Segment as a Percentage of Total Monthly Order Trade Consideration Per Segment



Hidden Order Trade Volume

Monthly Hidden Order Trade Volume Per Segment (ZAR)

| Month | ZA01 | ZA02 | ZA03 |
|--------------|---------------------|-------------------|-------------------|
| Aug-18 | 100 000 | - | - |
| Sep-18 | - | - | - |
| Oct-18 | - | - | - |
| Nov-18 | 1 341 007 | - | - |
| Dec-18 | - | - | 169 987 |
| Jan-19 | 442 000 | - | - |
| Feb-19 | 250 609 | 278 500 | - |
| Mar-19 | 125 000 | - | - |
| Apr-19 | 7 762 | - | - |
| May-19 | 22 118 | - | - |
| Jun-19 | 3 426 | - | - |
| Jul-19 | 204 346 | - | - |
| Total | 2 496 268.00 | 278 500.00 | 169 987.00 |

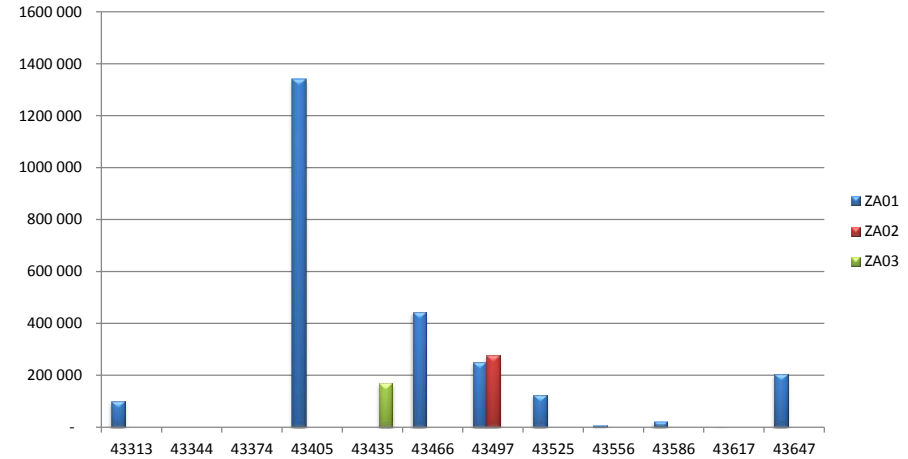
Monthly Total Order Trade Volume Per Segment (ZAR)

| Month | ZA01 | ZA02 | ZA03 |
|--------------|--------------------------|--------------------------|--------------------------|
| Aug-18 | 5 256 075 286 | 4 701 147 168 | 1 188 189 592 |
| Sep-18 | 6 293 444 246 | 6 013 733 528 | 4 828 736 948 |
| Oct-18 | 5 705 197 848 | 5 714 166 596 | 3 172 944 244 |
| Nov-18 | 5 702 165 580 | 5 244 753 076 | 1 354 345 876 |
| Dec-18 | 3 970 660 470 | 4 163 588 306 | 5 937 357 032 |
| Jan-19 | 4 491 876 946 | 4 131 615 476 | 832 805 936 |
| Feb-19 | 4 563 268 806 | 6 281 489 300 | 951 342 018 |
| Mar-19 | 5 440 863 488 | 5 390 203 064 | 2 300 877 960 |
| Apr-19 | 3 685 479 954 | 4 709 298 056 | 565 155 278 |
| May-19 | 5 182 700 704 | 5 698 063 622 | 501 096 566 |
| Jun-19 | 4 770 519 666 | 4 860 996 606 | 767 197 316 |
| Jul-19 | 3 745 843 664 | 4 285 615 254 | 1 161 823 036 |
| Total | 58 808 096 658.00 | 61 194 670 052.00 | 23 561 871 802.00 |

Monthly Hidden Order Trade Volume Per Segment as a Percentage of Total Monthly Order Trade Volume Per

| Month | ZA01 | ZA02 | ZA03 |
|--------|----------|----------|----------|
| Aug-18 | 0.00190% | 0.00000% | 0.00000% |
| Sep-18 | 0.00000% | 0.00000% | 0.00000% |
| Oct-18 | 0.00000% | 0.00000% | 0.00000% |
| Nov-18 | 0.02352% | 0.00000% | 0.00000% |
| Dec-18 | 0.00000% | 0.00000% | 0.00286% |
| Jan-19 | 0.00984% | 0.00000% | 0.00000% |
| Feb-19 | 0.00549% | 0.00443% | 0.00000% |
| Mar-19 | 0.00230% | 0.00000% | 0.00000% |
| Apr-19 | 0.00021% | 0.00000% | 0.00000% |
| May-19 | 0.00043% | 0.00000% | 0.00000% |
| Jun-19 | 0.00007% | 0.00000% | 0.00000% |
| Jul-19 | 0.00546% | 0.00000% | 0.00000% |

Monthly Hidden Order Trade Volume Per Segment (ZAR)



Monthly Hidden Order Trade Volume Per Segment as a Percentage of Total Monthly Order Trade Volume Per Segment

