



### Hidden Order Statistic Report

#### Hidden Order Consideration

Hidden Order and Resultant Trade Statistics as at

Monthly Hidden Order Consideration Per Segment (ZAR)

Month	ZA01	ZA02	ZA03
Aug-19	-	-	-
Sep-19	-	-	-
Oct-19	-	-	-
Nov-19	53 550 000	-	-
Dec-19	-	-	-
Jan-20	285 660 000	-	-
Feb-20	-	27 922 940	-
Mar-20	-	-	-
Apr-20	-	-	-
May-20	-	-	-
Jun-20	13 080 000	-	-
Jul-20	-	-	-
<b>Total</b>	<b>352 290 000</b>	<b>27 922 940</b>	<b>-</b>

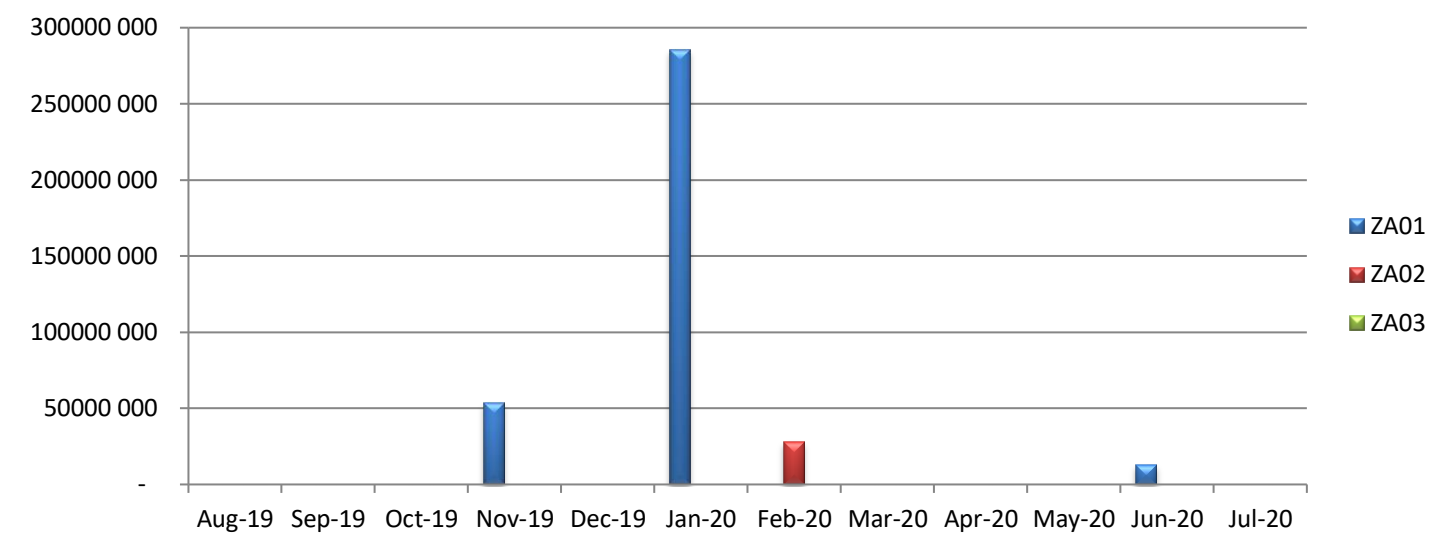
Monthly Total Order Consideration Per Segment (ZAR)

Month	ZA01	ZA02	ZA03
Aug-19	5 415 735 049 307	1 590 580 165 647	11 819 738 025
Sep-19	5 141 288 839 354	1 301 704 048 541	12 823 867 196
Oct-19	6 725 751 408 866	1 615 122 576 625	17 557 244 678
Nov-19	5 267 817 699 016	1 368 469 981 581	10 546 138 008
Dec-19	4 784 562 220 109	1 437 038 093 274	13 631 568 850
Jan-20	5 945 748 794 392	1 544 556 175 715	15 713 029 927
Feb-20	6 443 386 600 872	1 673 320 476 289	16 425 997 402
Mar-20	12 035 906 614 713	3 032 949 356 823	26 395 033 681
Apr-20	8 099 929 950 173	1 489 532 857 853	54 359 032 601
May-20	7 656 265 674 174	1 559 389 077 455	29 070 569 669
Jun-20	7 943 343 995 114	1 914 971 509 633	31 232 558 939
Jul-20	7 336 127 290 322	1 717 057 759 102	22 708 926 239
<b>Total</b>	<b>82 795 864 136 412</b>	<b>20 244 692 078 536</b>	<b>262 283 705 215</b>

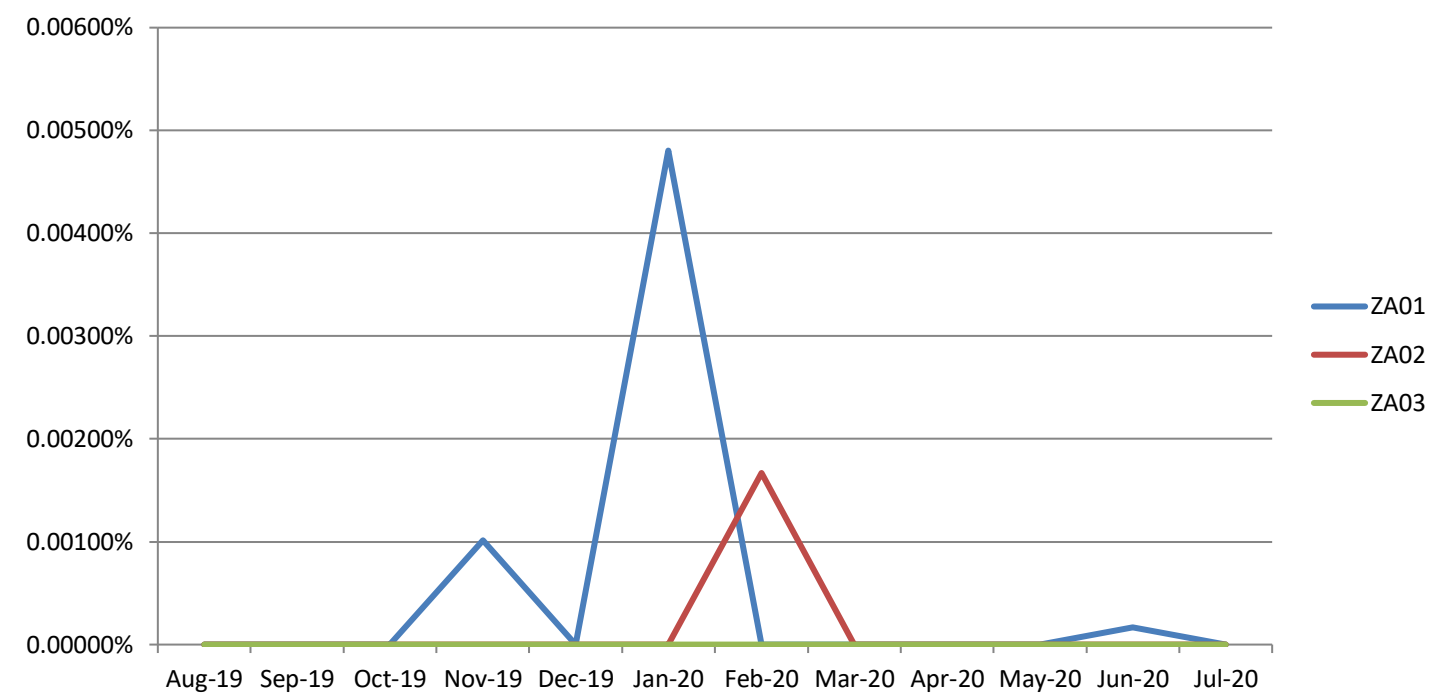
Monthly Hidden Order Consideration Per Segment as a Percentage of Total Monthly Order Consideration Per Segment

Month	ZA01	ZA02	ZA03
Aug-19	0.00000%	0.00000%	0.00000%
Sep-19	0.00000%	0.00000%	0.00000%
Oct-19	0.00000%	0.00000%	0.00000%
Nov-19	0.00102%	0.00000%	0.00000%
Dec-19	0.00000%	0.00000%	0.00000%
Jan-20	0.00480%	0.00000%	0.00000%
Feb-20	0.00000%	0.00167%	0.00000%
Mar-20	0.00000%	0.00000%	0.00000%
Apr-20	0.00000%	0.00000%	0.00000%
May-20	0.00000%	0.00000%	0.00000%
Jun-20	0.00016%	0.00000%	0.00000%
Jul-20	0.00000%	0.00000%	0.00000%
<b>Total</b>			

Monthly Hidden Order Consideration Per Segment (ZAR)



Monthly Hidden Order Consideration Per Segment as a Percentage of Total Monthly Order Consideration Per Segment



## Hidden Order Volume

Monthly Hidden Order Volume Per Segment (ZAR)

Month	ZA01	ZA02	ZA03
Aug-19	4 046 000	6 040 442	-
Sep-19	2 044 556	45 484 276	-
Oct-19	42 134 291	18 482 202	-
Nov-19	8 973 953	3 596 017	-
Dec-19	15 415 561	1 151 000	-
Jan-20	8 669 328	3 786 433	25 840 906
Feb-20	14 902 036	29 893 635	-
Mar-20	45 959 608	2 794 577	-
Apr-20	50 163 840	5 604 586	-
May-20	73 888 790	4 435 000	23 500 000
Jun-20	47 550 932	7 279 670	1 000 000
Jul-20	1 018 245	3 437 000	-
<b>Total</b>	<b>314 767 140</b>	<b>131 984 838</b>	<b>50 340 906</b>

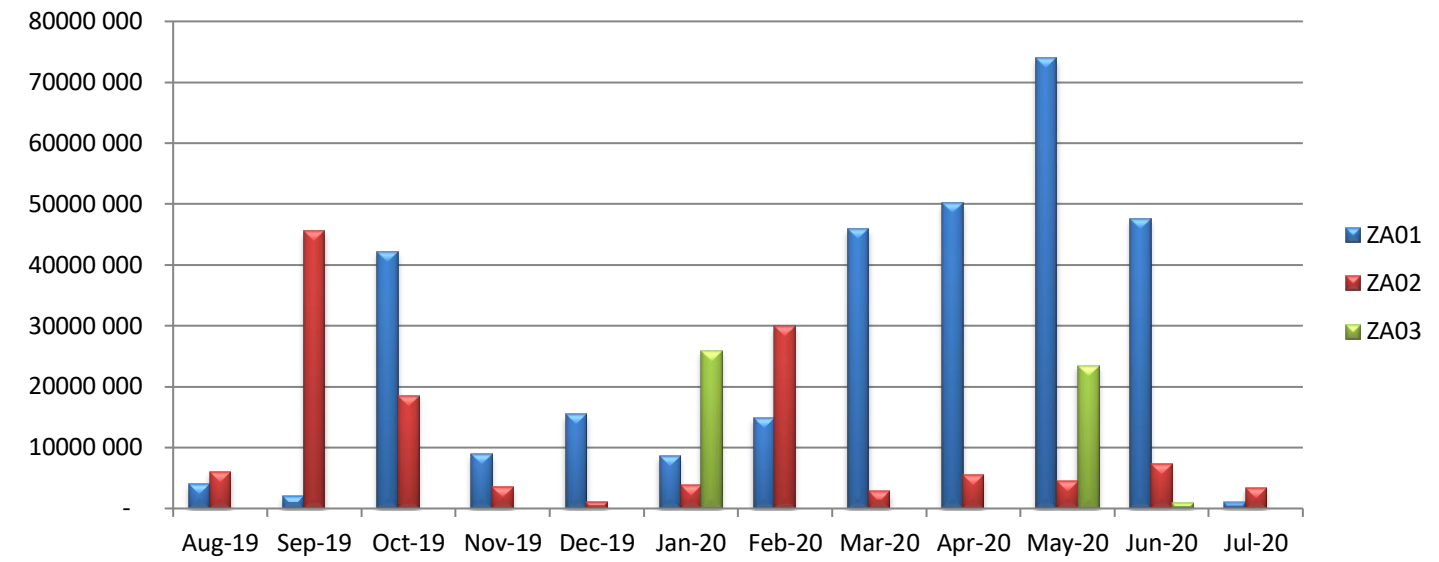
Monthly Total Order Volume Per Segment (ZAR)

Month	ZA01	ZA02	ZA03
Aug-19	33 993 090 376	38 720 324 844	45 932 425 386
Sep-19	31 660 704 615	31 030 521 017	40 827 358 826
Oct-19	42 362 088 409	31 864 459 863	53 623 303 124
Nov-19	32 549 441 449	26 786 991 921	31 512 244 418
Dec-19	30 060 308 442	25 761 060 799	40 107 450 014
Jan-20	34 063 326 448	26 015 843 673	44 854 315 616
Feb-20	38 782 009 010	32 605 951 731	42 449 349 203
Mar-20	88 536 605 505	64 416 873 541	46 151 897 384
Apr-20	57 985 293 780	40 398 191 872	45 696 215 510
May-20	51 579 138 634	39 747 921 304	48 580 305 421
Jun-20	58 350 963 275	49 022 349 295	56 322 478 042
Jul-20	40 829 155 330	40 498 180 060	85 812 158 794
<b>Total</b>	<b>540 752 125 273</b>	<b>446 868 669 920</b>	<b>581 869 501 738</b>

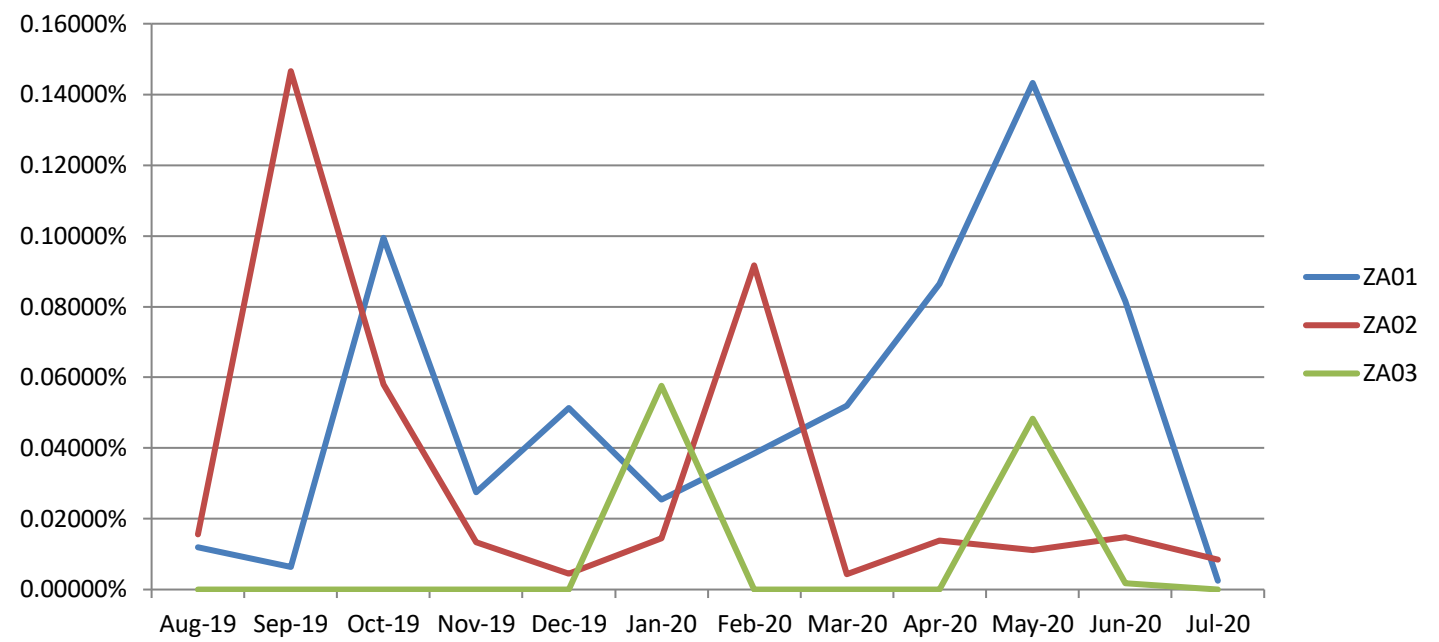
Monthly Hidden Order Volume Per Segment as a Percentage of Total Monthly Order Volume Per Segment

Month	ZA01	ZA02	ZA03
Aug-19	0.01190%	0.01560%	0.00000%
Sep-19	0.00646%	0.14658%	0.00000%
Oct-19	0.09946%	0.05800%	0.00000%
Nov-19	0.02757%	0.01342%	0.00000%
Dec-19	0.05128%	0.00447%	0.00000%
Jan-20	0.02545%	0.01455%	0.05761%
Feb-20	0.03843%	0.09168%	0.00000%
Mar-20	0.05191%	0.00434%	0.00000%
Apr-20	0.08651%	0.01387%	0.00000%
May-20	0.14325%	0.01116%	0.04837%
Jun-20	0.08149%	0.01485%	0.00178%
Jul-20	0.00249%	0.00849%	0.00000%

Monthly Hidden Order Volume Per Segment (ZAR)



Monthly Hidden Order Volume Per Segment as a Percentage of Total Monthly Order Volume Per Segment



Hidden Order Trade Consideration

Monthly Hidden Order Trade Consideration Per Segment (ZAR)

Month	ZA01	ZA02	ZA03
Aug-19	78 642 273	-	-
Oct-19	-	-	-
Nov-19	-	-	-
Dec-19	-	-	-
Jan-20	-	-	261 955
Feb-20	21 003 649	-	-
Mar-20	-	-	-
Apr-20	-	-	-
May-20	-	10 111 500	-
Jun-20	-	-	-
Jul-20	-	-	-
<b>Total</b>	<b>99 645 922</b>	<b>10 111 500</b>	<b>261 955</b>

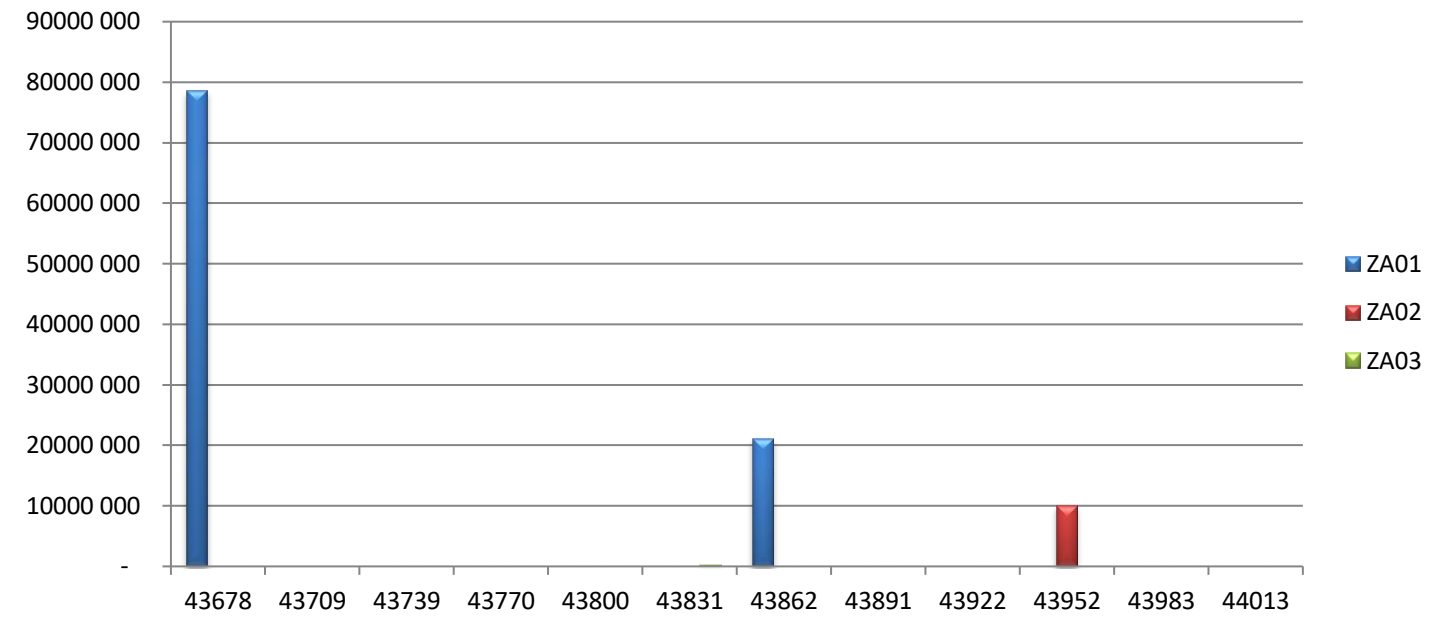
Monthly Total Order Trade Consideration Per Segment (ZAR)

Month	ZA01	ZA02	ZA03
Aug-19	685 273 826 408	152 306 242 043	1 844 701 175
Oct-19	758 161 466 539	176 624 653 344	2 563 667 031
Nov-19	620 442 070 678	179 844 931 523	2 119 887 814
Dec-19	607 109 400 313	130 619 071 447	1 805 056 613
Jan-20	542 783 446 195	119 560 963 012	1 902 143 533
Feb-20	659 169 616 036	154 522 157 070	2 269 122 904
Mar-20	1 172 260 878 131	204 224 943 050	3 958 909 110
Apr-20	645 412 747 441	121 777 951 992	3 598 546 110
May-20	684 578 457 157	145 364 355 988	4 160 817 940
Jun-20	868 857 011 097	178 753 982 358	4 666 803 657
Jul-20	684 966 596 774	147 360 277 677	2 637 099 629
<b>Total</b>			

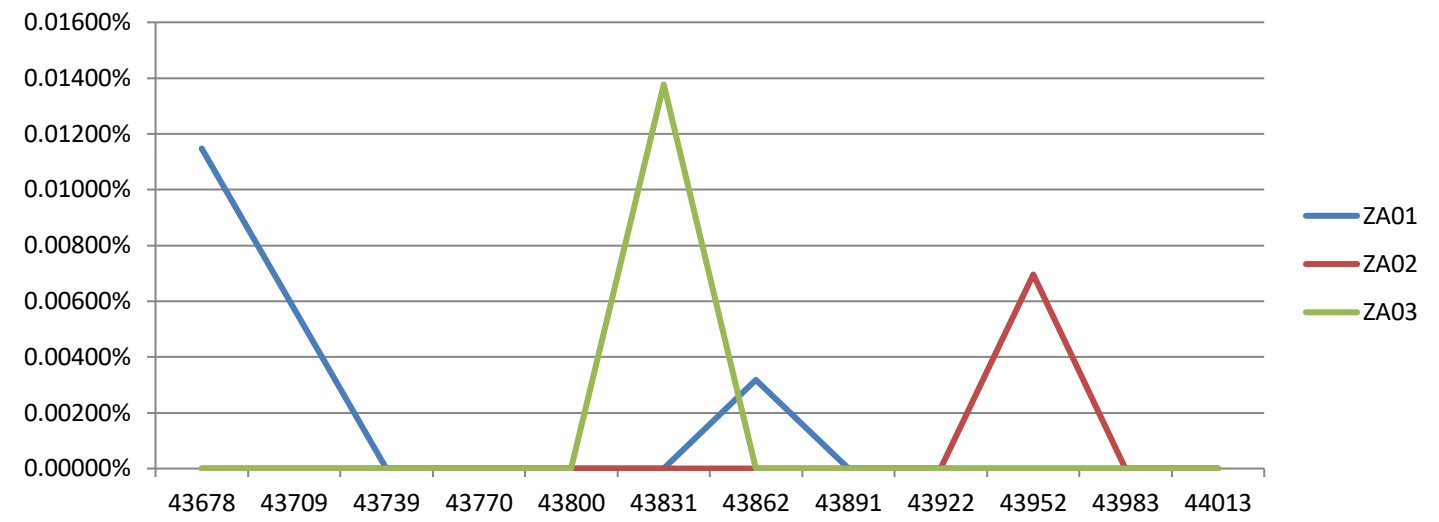
Monthly Hidden Order Trade Consideration Per Segment as a Percentage of Total Monthly Order Trade

Month	ZA01	ZA02	ZA03
Aug-19	0.01148%	0.00000%	0.00000%
Oct-19	0.00000%	0.00000%	0.00000%
Nov-19	0.00000%	0.00000%	0.00000%
Dec-19	0.00000%	0.00000%	0.00000%
Jan-20	0.00000%	0.00000%	0.01377%
Feb-20	0.00319%	0.00000%	0.00000%
Mar-20	0.00000%	0.00000%	0.00000%
Apr-20	0.00000%	0.00000%	0.00000%
May-20	0.00000%	0.00696%	0.00000%
Jun-20	0.00000%	0.00000%	0.00000%
Jul-20	0.00000%	0.00000%	0.00000%

Monthly Hidden Order Trade Consideration Per Segment (ZAR)



Monthly Hidden Order Trade Consideration Per Segment as a Percentage of Total Monthly Order Trade Consideration Per Segment



### Hidden Order Trade Volume

Monthly Hidden Order Trade Volume Per Segment (ZAR)

Month	ZA01	ZA02	ZA03
Aug-19	115 482	-	-
Oct-19	-	-	-
Nov-19	-	-	-
Dec-19	-	-	-
Jan-20	-	-	133 603
Feb-20	53 966	-	-
Mar-20	-	-	-
Apr-20	-	-	-
May-20	-	300 000	-
Jun-20	-	-	-
Jul-20	-	-	-
<b>Total</b>	<b>169 448.00</b>	<b>300 000.00</b>	<b>133 603.00</b>

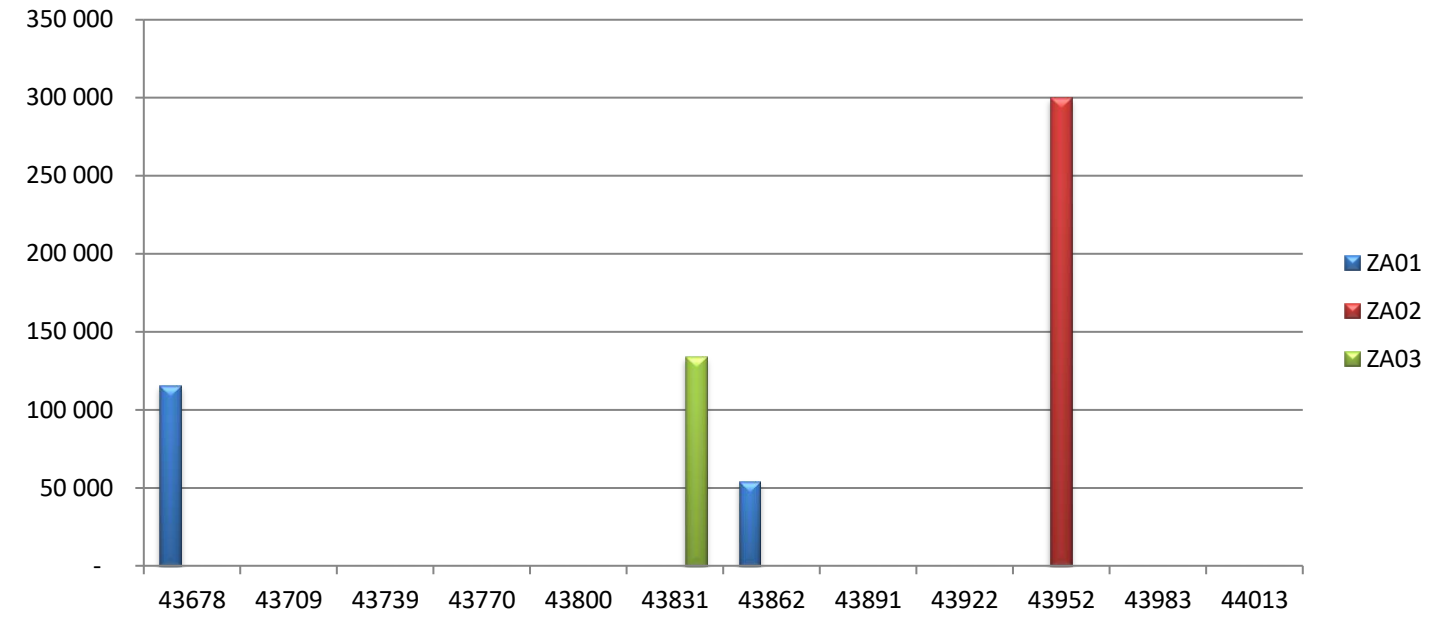
Monthly Total Order Trade Volume Per Segment (ZAR)

Month	ZA01	ZA02	ZA03
Aug-19	5 395 492 708	5 105 214 382	1 651 034 940
Oct-19	6 219 975 446	5 209 127 162	1 415 600 334
Nov-19	5 680 024 954	5 507 479 566	2 739 286 106
Dec-19	5 033 353 016	3 960 180 274	1 490 354 518
Jan-20	4 493 691 516	3 688 208 856	1 642 565 068
Feb-20	5 865 967 978	5 385 540 892	1 849 216 382
Mar-20	13 433 295 774	7 963 681 428	1 517 377 294
Apr-20	7 990 034 486	5 364 317 138	1 620 198 880
May-20	8 668 590 950	6 209 770 842	1 744 888 332
Jun-20	10 742 340 994	8 544 324 036	3 815 462 604
Jul-20	6 251 236 138	6 599 052 350	2 386 167 786
<b>Total</b>	<b>79 774 003 960.00</b>	<b>63 536 896 926.00</b>	<b>21 872 152 244.00</b>

Monthly Hidden Order Trade Volume Per Segment as a Percentage of Total Monthly Order Trade Volume Per

Month	ZA01	ZA02	ZA03
Aug-19	0.00214%	0.00000%	0.00000%
Oct-19	0.00000%	0.00000%	0.00000%
Nov-19	0.00000%	0.00000%	0.00000%
Dec-19	0.00000%	0.00000%	0.00000%
Jan-20	0.00000%	0.00000%	0.00813%
Feb-20	0.00092%	0.00000%	0.00000%
Mar-20	0.00000%	0.00000%	0.00000%
Apr-20	0.00000%	0.00000%	0.00000%
May-20	0.00000%	0.00483%	0.00000%
Jun-20	0.00000%	0.00000%	0.00000%
Jul-20	0.00000%	0.00000%	0.00000%

Monthly Hidden Order Trade Volume Per Segment (ZAR)



Monthly Hidden Order Trade Volume Per Segment as a Percentage of Total Monthly Order Trade Volume Per Segment

