



**Hidden Order Statistic Report
Hidden Order Consideration**

Hidden Order and Resultant Trade Statistics as at
Monthly Hidden Order Consideration Per Segment (ZAR)

Month	ZA01	ZA02	ZA03
Jan-20	285 660 000	-	-
Feb-20	-	27 922 940	-
Mar-20	-	-	-
Apr-20	-	-	-
May-20	-	-	-
Jun-20	13 080 000	-	-
Jul-20	-	-	-
Aug-20	-	-	-
Sep-20	-	-	-
Oct-20	-	-	-
Nov-20	-	-	-
Dec-20	-	-	-
Total	298 740 000	27 922 940	-

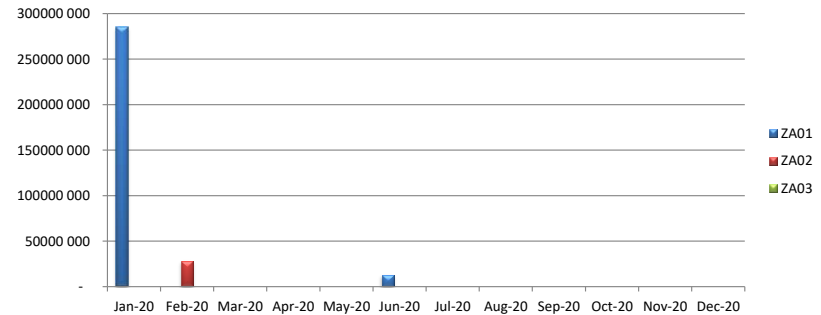
Monthly Total Order Consideration Per Segment (ZAR)

Month	ZA01	ZA02	ZA03
Jan-20	5 945 748 794 392	1 544 556 175 715	15 713 029 927
Feb-20	6 443 386 600 872	1 673 320 476 289	16 425 997 402
Mar-20	12 035 906 614 713	3 032 949 356 823	26 395 033 681
Apr-20	8 099 929 950 173	1 489 532 857 853	54 359 032 601
May-20	7 656 265 674 174	1 559 389 077 455	29 070 569 669
Jun-20	7 943 343 995 114	1 914 971 509 633	31 232 558 939
Jul-20	7 336 127 290 322	1 717 057 759 102	22 708 926 239
Aug-20	6 877 479 213 792	1 701 847 786 478	273 994 382 214
Sep-20	7 300 020 397 645	1 576 826 257 296	100 850 793 725
Oct-20	7 222 265 330 768	1 314 055 022 028	35 685 967 569
Nov-20	8 693 149 930 351	1 576 148 710 110	19 677 825 749
Dec-20	5 507 251 596 882	1 091 834 711 641	25 229 780 549
Total	91 060 875 389 199	20 192 489 700 421	651 343 898 265

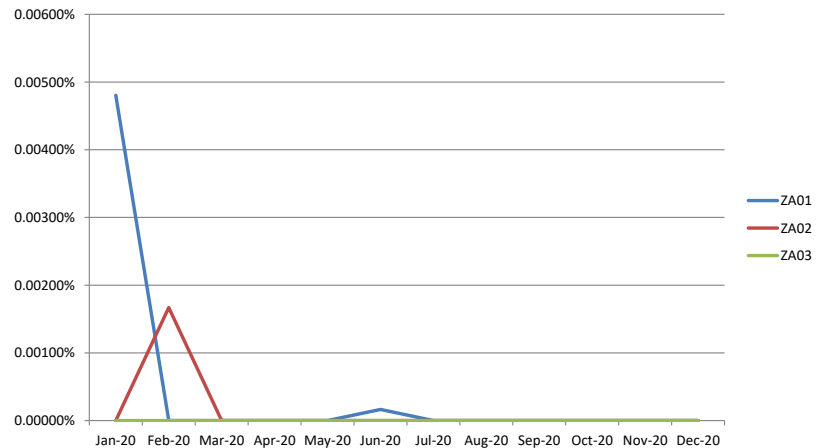
Monthly Hidden Order Consideration Per Segment as a Percentage of Total Monthly Order Consideration Per Segment

Month	ZA01	ZA02	ZA03
Jan-20	0.00480%	0.00000%	0.00000%
Feb-20	0.00000%	0.00167%	0.00000%
Mar-20	0.00000%	0.00000%	0.00000%
Apr-20	0.00000%	0.00000%	0.00000%
May-20	0.00000%	0.00000%	0.00000%
Jun-20	0.00016%	0.00000%	0.00000%
Jul-20	0.00000%	0.00000%	0.00000%
Aug-20	0.00000%	0.00000%	0.00000%
Sep-20	0.00000%	0.00000%	0.00000%
Oct-20	0.00000%	0.00000%	0.00000%
Nov-20	0.00000%	0.00000%	0.00000%
Dec-20	0.00000%	0.00000%	0.00000%
Total			

Monthly Hidden Order Consideration Per Segment (ZAR)



Monthly Hidden Order Consideration Per Segment as a Percentage of Total Monthly Order Consideration Per Segment



Hidden Order Volume

Monthly Hidden Order Volume Per Segment (ZAR)

Month	ZA01	ZA02	ZA03
Jan-20	8 669 328	3 786 433	25 840 906
Feb-20	14 902 036	29 893 635	-
Mar-20	45 959 608	2 794 577	-
Apr-20	50 163 840	5 604 586	-
May-20	73 888 790	4 435 000	23 500 000
Jun-20	47 550 932	7 279 670	1 000 000
Jul-20	1 018 245	3 437 000	-
Aug-20	191 762 151	6 700 000	17 200 000
Sep-20	77 297 917	17 325 113	-
Oct-20	300 000	1 800 000	-
Nov-20	1 583 213	5 855 774	-
Dec-20	4 578 281	2 794 529	-
Total	517 674 341	91 706 317	67 540 906

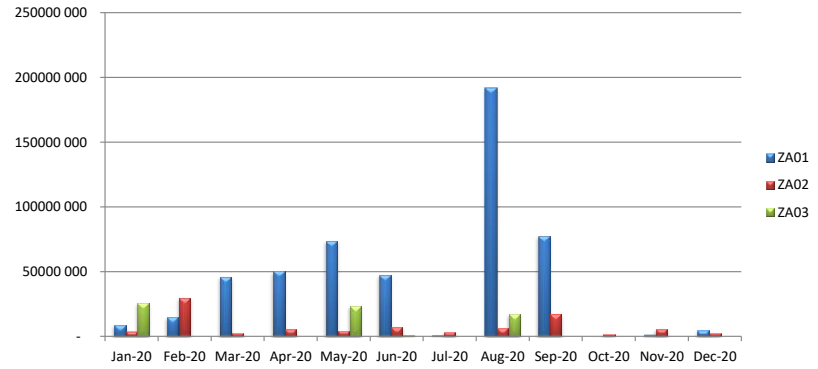
Monthly Total Order Volume Per Segment (ZAR)

Month	ZA01	ZA02	ZA03
Jan-20	34 063 326 448	26 015 843 673	44 854 315 616
Feb-20	38 782 009 010	32 605 951 731	42 449 349 203
Mar-20	88 536 605 505	64 416 873 541	46 151 897 384
Apr-20	57 985 293 780	40 398 191 872	45 696 215 610
May-20	51 579 138 634	39 747 921 304	48 580 305 421
Jun-20	58 350 963 275	49 022 349 295	56 322 478 042
Jul-20	40 829 155 330	40 498 180 060	85 812 158 794
Aug-20	35 601 906 853	37 973 467 549	96 270 719 127
Sep-20	40 155 453 739	40 739 827 865	108 393 960 204
Oct-20	37 875 400 066	37 071 531 355	106 441 601 660
Nov-20	44 985 949 827	42 705 287 042	106 136 824 024
Dec-20	29 114 188 455	38 558 882 858	126 615 941 998
Total	557 859 390 922	489 754 308 145	913 725 766 983

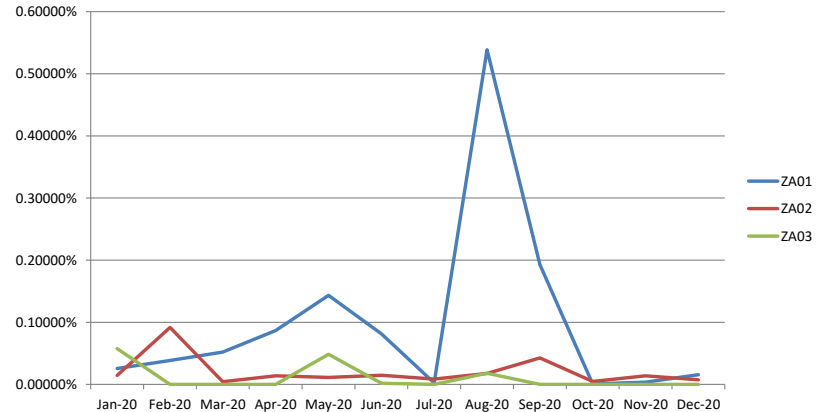
Monthly Hidden Order Volume Per Segment as a Percentage of Total Monthly Order Volume Per Segment

Month	ZA01	ZA02	ZA03
Jan-20	0.02545%	0.01455%	0.05761%
Feb-20	0.03843%	0.09168%	0.00000%
Mar-20	0.05191%	0.00434%	0.00000%
Apr-20	0.08651%	0.01387%	0.00000%
May-20	0.14325%	0.01116%	0.04837%
Jun-20	0.08149%	0.01485%	0.00178%
Jul-20	0.00249%	0.00849%	0.00000%
Aug-20	0.53863%	0.01764%	0.01787%
Sep-20	0.19250%	0.04253%	0.00000%
Oct-20	0.00079%	0.00486%	0.00000%
Nov-20	0.00352%	0.01371%	0.00000%
Dec-20	0.01573%	0.00725%	0.00000%

Monthly Hidden Order Volume Per Segment (ZAR)



Monthly Hidden Order Volume Per Segment as a Percentage of Total Monthly Order Volume Per Segment



Hidden Order Trade Consideration

Monthly Hidden Order Trade Consideration Per Segment (ZAR)

Month	ZA01	ZA02	ZA03
Jan-20	-	-	261 955
Feb-20	21 003 649	-	-
Mar-20	-	-	-
Apr-20	-	-	-
May-20	-	10 111 500	-
Jun-20	-	-	-
Jul-20	-	-	-
Aug-20	-	-	-
Sep-20	50 378 260	-	-
Oct-20	-	-	-
Nov-20	-	-	-
Dec-20	-	28 294 890	-
Total	71 381 909	38 406 390	261 955

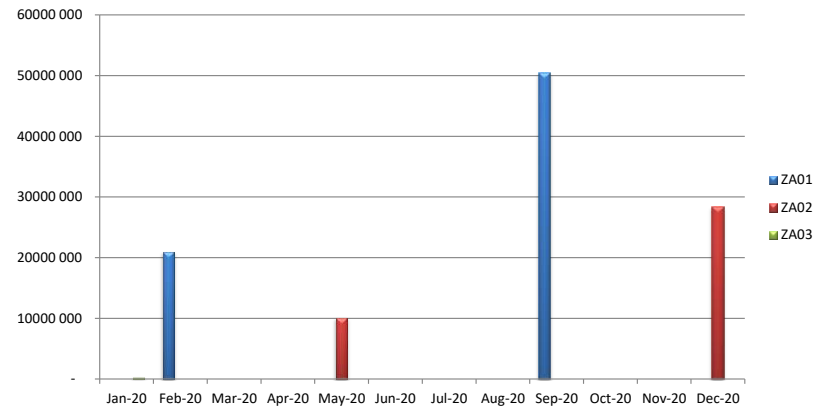
Monthly Total Order Trade Consideration Per Segment (ZAR)

Month	ZA01	ZA02	ZA03
Jan-20	542 783 446 195	119 560 963 012	1 902 143 533
Feb-20	659 169 616 036	154 522 157 070	2 269 122 904
Mar-20	1 172 260 878 131	204 224 943 050	3 958 909 110
Apr-20	645 412 747 441	121 777 951 992	3 598 546 110
May-20	684 578 457 157	145 364 355 988	4 160 817 940
Jun-20	868 857 011 097	178 753 982 358	4 666 803 657
Jul-20	684 966 596 774	147 360 277 677	2 637 099 629
Aug-20	658 792 334 298	154 247 754 996	2 021 667 656
Sep-20	752 061 919 593	134 761 276 616	2 211 005 815
Oct-20	611 559 910 547	126 992 793 271	2 154 979 429
Nov-20	781 296 869 098	153 028 193 492	2 530 131 674
Dec-20	659 194 456 421	110 373 582 344	3 011 384 946
Total			

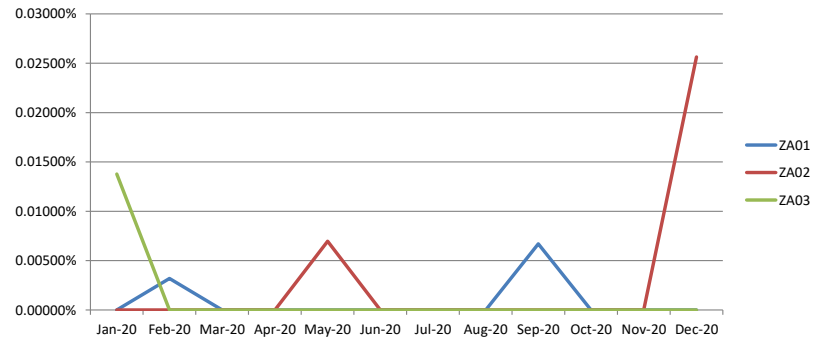
Monthly Hidden Order Trade Consideration Per Segment as a Percentage of Total Monthly Order Trade

Month	ZA01	ZA02	ZA03
Jan-20	0.00000%	0.00000%	0.01377%
Feb-20	0.00319%	0.00000%	0.00000%
Mar-20	0.00000%	0.00000%	0.00000%
Apr-20	0.00000%	0.00000%	0.00000%
May-20	0.00000%	0.00696%	0.00000%
Jun-20	0.00000%	0.00000%	0.00000%
Jul-20	0.00000%	0.00000%	0.00000%
Aug-20	0.00000%	0.00000%	0.00000%
Sep-20	0.00670%	0.00000%	0.00000%
Oct-20	0.00000%	0.00000%	0.00000%
Nov-20	0.00000%	0.00000%	0.00000%
Dec-20	0.00000%	0.02564%	0.00000%

Monthly Hidden Order Trade Consideration Per Segment (ZAR)



Monthly Hidden Order Trade Consideration Per Segment as a Percentage of Total Monthly Order Trade Consideration Per Segment



Hidden Order Trade Volume

Monthly Hidden Order Trade Volume Per Segment (ZAR)

Month	ZA01	ZA02	ZA03
Jan-20	-	-	133 603
Feb-20	53 966	-	-
Mar-20	-	-	-
Apr-20	-	-	-
May-20	-	300 000	-
Jun-20	-	-	-
Jul-20	-	-	-
Aug-20	-	-	-
Sep-20	1 012 357	-	-
Oct-20	-	-	-
Nov-20	-	-	-
Dec-20	-	500 000	-
Total	1 066 323.00	800 000.00	133 603.00

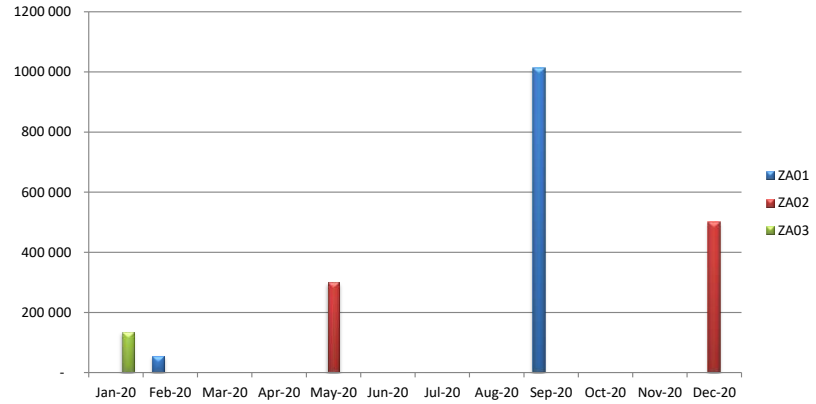
Monthly Total Order Trade Volume Per Segment (ZAR)

Month	ZA01	ZA02	ZA03
Jan-20	4 493 691 516	3 688 208 856	1 642 565 068
Feb-20	5 865 967 978	5 385 540 892	1 849 216 382
Mar-20	13 433 295 774	7 963 681 428	1 517 377 294
Apr-20	7 990 034 486	5 364 317 138	1 620 198 880
May-20	8 668 590 950	6 209 770 842	1 744 888 332
Jun-20	10 742 340 994	8 544 324 036	3 815 462 604
Jul-20	6 251 236 138	6 599 052 350	2 386 167 786
Aug-20	5 150 086 520	6 167 234 262	2 898 010 864
Sep-20	6 738 301 950	7 214 105 054	2 115 590 224
Oct-20	5 075 710 750	6 592 041 802	1 534 736 642
Nov-20	6 576 374 048	8 534 448 188	5 270 726 784
Dec-20	5 414 491 860	7 140 314 846	4 966 330 674
Total	86 400 122 964.00	79 403 039 694.00	31 361 271 534.00

Monthly Hidden Order Trade Volume Per Segment as a Percentage of Total Monthly Order Trade Volume Per

Month	ZA01	ZA02	ZA03
Jan-20	0.00000%	0.00000%	0.00813%
Feb-20	0.00092%	0.00000%	0.00000%
Mar-20	0.00000%	0.00000%	0.00000%
Apr-20	0.00000%	0.00000%	0.00000%
May-20	0.00000%	0.00483%	0.00000%
Jun-20	0.00000%	0.00000%	0.00000%
Jul-20	0.00000%	0.00000%	0.00000%
Aug-20	0.00000%	0.00000%	0.00000%
Sep-20	0.01502%	0.00000%	0.00000%
Oct-20	0.00000%	0.00000%	0.00000%
Nov-20	0.00000%	0.00000%	0.00000%
Dec-20	0.00000%	0.00700%	0.00000%

Monthly Hidden Order Trade Volume Per Segment (ZAR)



Monthly Hidden Order Trade Volume Per Segment as a Percentage of Total Monthly Order Trade Volume Per Segment

