



### Hidden Order Statistic Report Hidden Order Consideration

Hidden Order and Resultant Trade Statistics as at:

Monthly Hidden Order Consideration Per Segment (ZAR)

Month	ZA01	ZA02	ZA03
Mar-23	-	-	-
Apr-23	-	-	-
May-23	-	-	-
Jun-23	-	-	-
Jul-23	-	-	-
Aug-23	-	-	-
Sep-23	-	-	-
Oct-23	-	-	-
Nov-23	-	-	-
Dec-23	-	-	-
Jan-24	-	-	-
<b>Total</b>	-	-	-

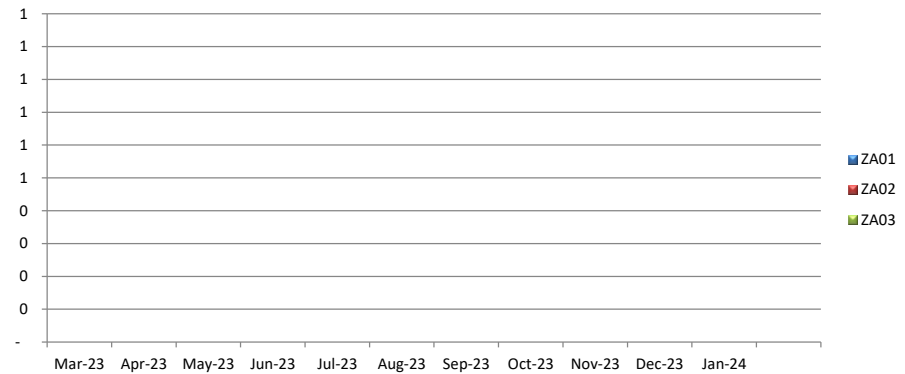
Monthly Total Order Consideration Per Segment (ZAR)

Month	ZA01	ZA02	ZA03
Mar-23	9 326 296 574 053	1 077 624 071 850	29 011 509 197
Apr-23	6 325 487 356 900	738 089 281 992	12 709 900 278
May-23	9 000 637 905 602	940 138 952 583	19 919 066 148
Jun-23	7 818 669 343 719	815 546 024 737	20 277 060 887
Jul-23	6 163 688 389 193	701 929 051 374	18 314 924 651
Aug-23	6 405 494 801 935	787 567 411 263	33 061 522 643
Sep-23	5 271 508 446 942	771 290 459 594	17 937 382 452
Oct-23	6 185 346 826 471	804 004 400 707	22 327 211 590
Nov-23	6 126 439 930 904	858 677 729 881	15 932 757 683
Dec-23	4 874 898 983 525	713 159 435 130	14 947 207 329
Jan-24	515 888 196 240	54 852 680 084	1 194 985 508
<b>Total</b>	<b>68 014 356 755 483</b>	<b>8 262 879 499 193</b>	<b>205 633 528 366</b>

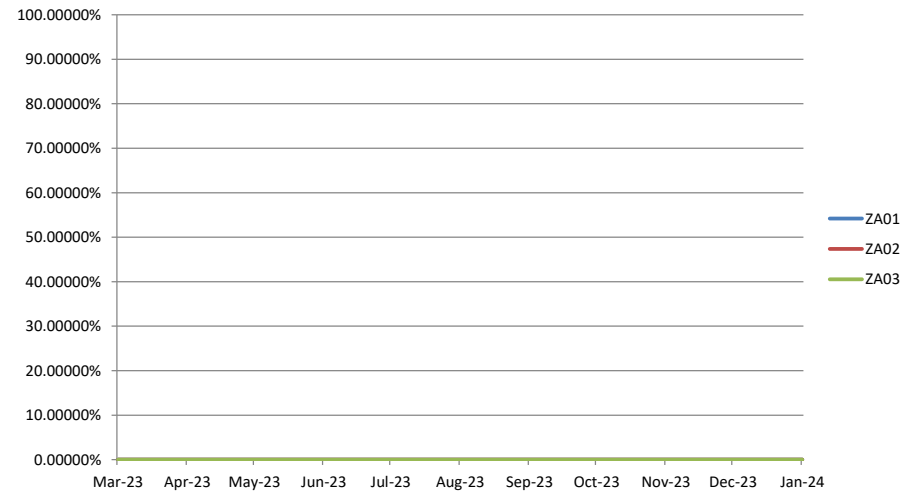
Monthly Hidden Order Consideration Per Segment as a Percentage of Total Monthly Order Consideration Per Segment

Month	ZA01	ZA02	ZA03
Mar-23	0.00000%	0.00000%	0.00000%
Apr-23	0.00000%	0.00000%	0.00000%
May-23	0.00000%	0.00000%	0.00000%
Jun-23	0.00000%	0.00000%	0.00000%
Jul-23	0.00000%	0.00000%	0.00000%
Aug-23	0.00000%	0.00000%	0.00000%
Sep-23	0.00000%	0.00000%	0.00000%
Oct-23	0.00000%	0.00000%	0.00000%
Nov-23	0.00000%	0.00000%	0.00000%
Dec-23	0.00000%	0.00000%	0.00000%
Jan-24	0.00000%	0.00000%	0.00000%
<b>Total</b>	<b>#DIV/0!</b>	<b>#DIV/0!</b>	<b>#DIV/0!</b>

Monthly Hidden Order Consideration Per Segment (ZAR)



Monthly Hidden Order Consideration Per Segment as a Percentage of Total Monthly Order Consideration Per Segment



## Hidden Order Volume

Monthly Hidden Order Volume Per Segment

Month	ZA01	ZA02	ZA03
Mar-23	3 347 106 843	45 008 495 889	-
Apr-23	1 165 828 607	6 228 422 661	-
May-23	723 051 884	31 548 222 311	-
Jun-23	1 451 013 688	12 524 650 887	1 521 261 533
Jul-23	4 808 245 503	54 554 280 838	210 800 000
Aug-23	4 852 485 289	135 346 487 623	81 307 234 378
Sep-23	1 679 831 931	38 264 999 765	16 509 628 884
Oct-23	1 554 009 546	35 899 950 851	-
Nov-23	2 352 729 991	128 867 263 492	9 930 000 000
Dec-23	6 176 875 883	17 375 589 477	-
Jan-24	215 930 491	2 583 848 310	-
	-	-	-
<b>Total</b>	<b>28 327 109 656</b>	<b>508 202 212 104</b>	<b>109 478 924 795</b>

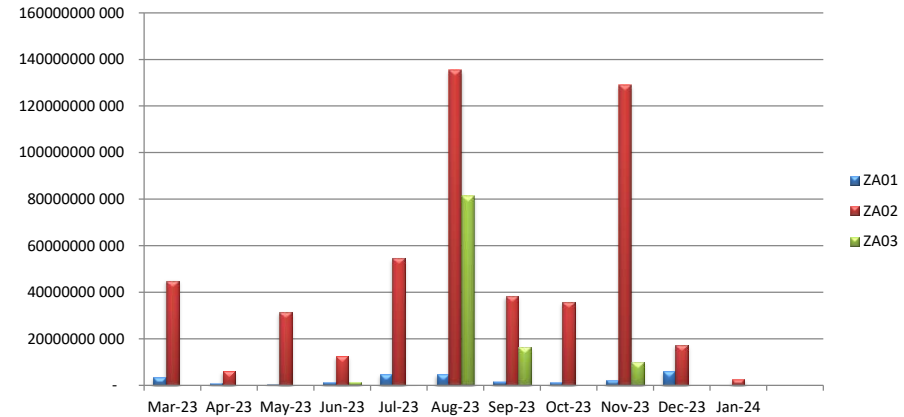
Monthly Total Order Volume Per Segment

Month	ZA01	ZA02	ZA03
Mar-23	43 345 404 180	81 673 293 866	26 618 685 858
Apr-23	25 727 781 336	30 830 238 674	6 664 000 487
May-23	31 372 278 845	63 554 281 108	7 524 467 317
Jun-23	29 969 048 505	42 486 685 867	11 344 181 928
Jul-23	29 979 258 847	79 472 357 412	9 260 469 406
Aug-23	33 688 771 472	162 408 310 782	97 776 337 383
Sep-23	28 048 555 253	69 617 151 765	27 074 071 066
Oct-23	31 832 458 066	67 065 498 557	10 966 238 802
Nov-23	35 165 469 365	154 779 723 368	19 948 503 370
Dec-23	29 251 020 386	38 274 904 089	8 118 268 899
Jan-24	2 313 158 592	4 071 062 447	754 155 607
	-	-	-
<b>Total</b>	<b>320 693 204 847</b>	<b>794 233 507 935</b>	<b>226 049 380 123</b>

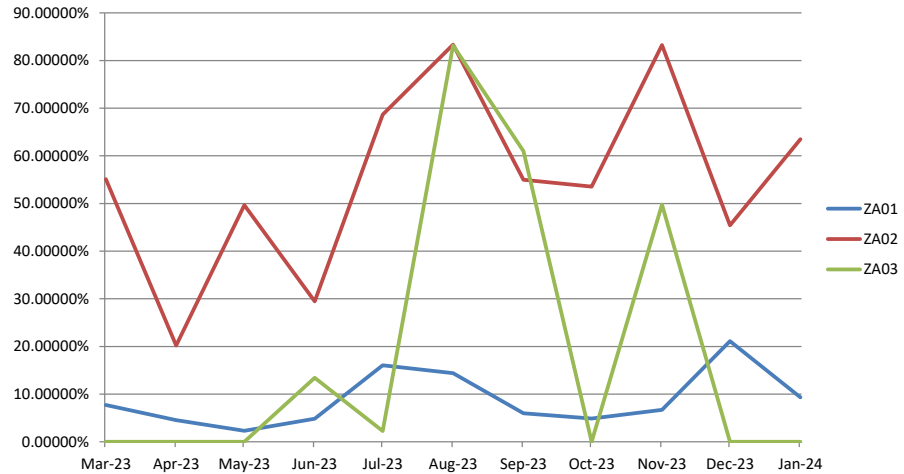
Monthly Hidden Order Volume Per Segment as a Percentage of Total Monthly Order Volume Per Segment

Month	ZA01	ZA02	ZA03
Mar-23	7.72194%	55.10797%	0.00000%
Apr-23	4.53140%	20.20232%	0.00000%
May-23	2.30475%	49.63981%	0.00000%
Jun-23	4.84171%	29.47900%	13.41006%
Jul-23	16.03857%	68.64561%	2.27634%
Aug-23	14.40387%	83.33717%	83.15635%
Sep-23	5.98901%	54.96490%	60.97948%
Oct-23	4.88184%	53.52969%	0.00000%
Nov-23	6.69046%	83.25849%	49.77817%
Dec-23	21.11679%	45.39682%	0.00000%
Jan-24	9.33488%	63.46865%	0.00000%
	#DIV/0!	#DIV/0!	#DIV/0!

Monthly Hidden Order Volume Per Segment (ZAR)



Monthly Hidden Order Volume Per Segment as a Percentage of Total Monthly Order Volume Per Segment



## Hidden Order Trade Consideration

**Monthly Hidden Order Trade Consideration Per Segment (ZAR)**

Month	ZA01	ZA02	ZA03
Mar-23	58 882 673	-	-
Apr-23	24 990 061	-	-
May-23	68 482 782	-	-
Jun-23	70 278 137	14 268 972	-
Jul-23	13 667 000	23 088 073	-
Aug-23	178 123 149	-	-
Sep-23	65 849 333	-	-
Oct-23	50 186 988	-	-
Nov-23	14 209 080	-	-
Dec-23	-	11 997 938	-
Jan-24	18 843 750	-	-
<b>Total</b>	<b>563 512 954</b>	<b>49 354 982</b>	<b>-</b>

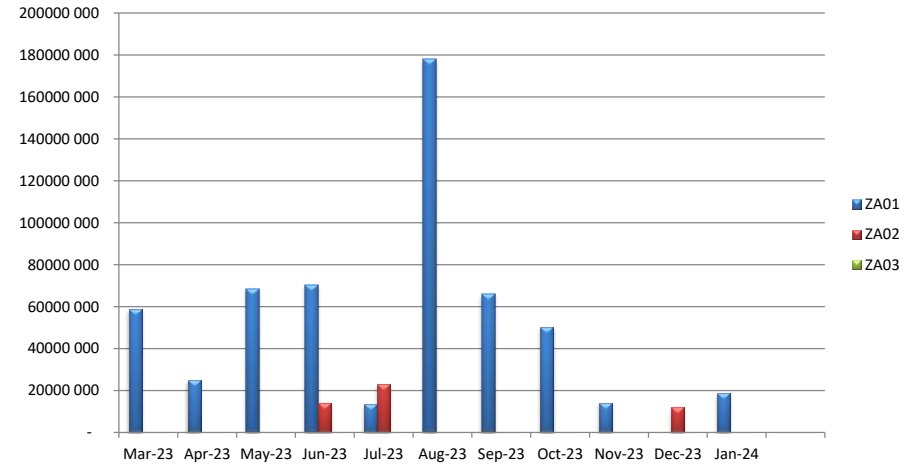
**Monthly Total Order Trade Consideration Per Segment (ZAR)**

Month	ZA01	ZA02	ZA03
Mar-23	938 996 944 643	156 710 677 340	3 072 284 144
Apr-23	561 872 776 295	91 787 080 295	1 493 305 542
May-23	782 949 399 630	140 253 041 066	2 732 215 333
Jun-23	884 834 723 529	128 295 208 750	2 156 322 069
Jul-23	578 208 746 674	94 506 215 659	2 188 996 383
Aug-23	671 118 563 651	117 743 400 492	2 080 142 587
Sep-23	630 379 482 289	122 293 525 534	1 952 949 782
Oct-23	554 418 386 014	108 333 617 047	1 752 573 894
Nov-23	630 566 869 872	124 010 383 472	2 124 924 941
Dec-23	576 934 798 981	80 736 883 439	2 059 112 948
Jan-24	34 591 022 482	4 483 728 280	116 798 151
<b>Total</b>	<b>-</b>	<b>-</b>	<b>-</b>

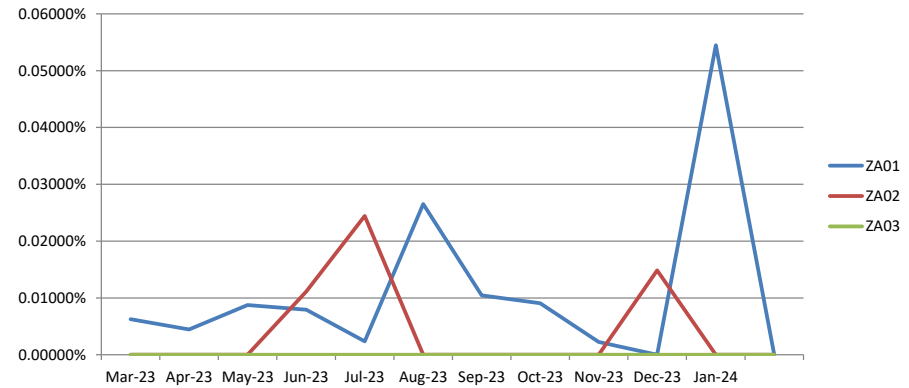
**Monthly Hidden Order Trade Consideration Per Segment as a Percentage of Total Monthly Order Trade**

Month	ZA01	ZA02	ZA03
Mar-23	0.00627%	0.00000%	0.00000%
Apr-23	0.00445%	0.00000%	0.00000%
May-23	0.00875%	0.00000%	0.00000%
Jun-23	0.00794%	0.01112%	0.00000%
Jul-23	0.00236%	0.02443%	0.00000%
Aug-23	0.02654%	0.00000%	0.00000%
Sep-23	0.01045%	0.00000%	0.00000%
Oct-23	0.00905%	0.00000%	0.00000%
Nov-23	0.00225%	0.00000%	0.00000%
Dec-23	0.00000%	0.01486%	0.00000%
Jan-24	0.05448%	0.00000%	0.00000%

**Monthly Hidden Order Trade Consideration Per Segment (ZAR)**



**Monthly Hidden Order Trade Consideration Per Segment as a Percentage of Total Monthly Order Trade Consideration Per Segment**



## Hidden Order Trade Volume

### Monthly Hidden Order Trade Volume Per Segment

Month	ZA01	ZA02	ZA03
Mar-23	295 841	-	-
Apr-23	196 656	-	-
May-23	466 903	-	-
Jun-23	550 948	713 627	-
Jul-23	200 000	415 194	-
Aug-23	1 406 466	-	-
Sep-23	713 822	-	-
Oct-23	648 995	-	-
Nov-23	71 687	-	-
Dec-23	-	59 359	-
Jan-24	150 000	-	-
	-	-	-
<b>Total</b>	<b>4 701 318.00</b>	<b>1 188 180.00</b>	<b>-</b>

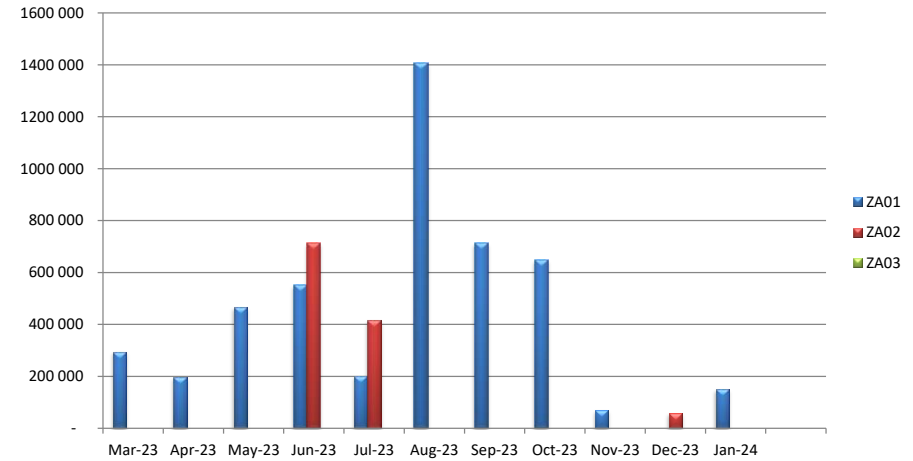
### Monthly Total Order Trade Volume Per Segment (ZAR)

Month	ZA01	ZA02	ZA03
Mar-23	6 134 112 670	6 941 989 040	833 464 446
Apr-23	3 501 471 124	4 274 723 286	623 170 400
May-23	4 853 053 388	6 495 779 764	863 358 602
Jun-23	5 205 462 374	5 792 776 246	1 054 632 360
Jul-23	3 764 878 152	4 100 559 286	882 666 446
Aug-23	4 660 395 096	4 379 991 940	1 057 626 122
Sep-23	4 883 530 916	5 078 967 158	895 268 022
Oct-23	4 930 856 018	4 458 302 390	836 124 556
Nov-23	6 430 858 416	5 232 074 168	1 003 073 670
Dec-23	4 055 440 174	3 318 922 218	844 996 900
Jan-24	240 556 818	165 286 758	56 071 164
	-	-	-
<b>Total</b>	<b>48 660 615 146.00</b>	<b>50 239 372 254.00</b>	<b>8 950 452 688.00</b>

### Monthly Hidden Order Trade Volume Per Segment as a Percentage of Total Monthly Order Trade Volume Per

Month	ZA01	ZA02	ZA03
Mar-23	0.00482%	0.00000%	0.00000%
Apr-23	0.00562%	0.00000%	0.00000%
May-23	0.00962%	0.00000%	0.00000%
Jun-23	0.01058%	0.01232%	0.00000%
Jul-23	0.00531%	0.01013%	0.00000%
Aug-23	0.03018%	0.00000%	0.00000%
Sep-23	0.01462%	0.00000%	0.00000%
Oct-23	0.01316%	0.00000%	0.00000%
Nov-23	0.00111%	0.00000%	0.00000%
Dec-23	0.00000%	0.00179%	0.00000%
Jan-24	0.06236%	0.00000%	0.00000%

### Monthly Hidden Order Trade Volume Per Segment (ZAR)



### Monthly Hidden Order Trade Volume Per Segment as a Percentage of Total Monthly Order Trade Volume Per Segment

