



Hidden Order Statistic Report Hidden Order Consideration

Hidden Order and Resultant Trade Statistics as at: November 2021

Monthly Hidden Order Consideration Per Segment (ZAR)

Month	ZA01	ZA02	ZA03
Dec-20	-	-	-
Jan-21	-	-	-
Feb-21	-	-	-
Mar-21	-	-	-
Apr-21	-	-	-
May-21	-	-	-
Jun-21	-	-	-
Jul-21	-	-	-
Aug-21	-	-	-
Sep-21	-	-	-
Oct-21	-	-	-
Nov-21	-	-	-
Total	-	-	-

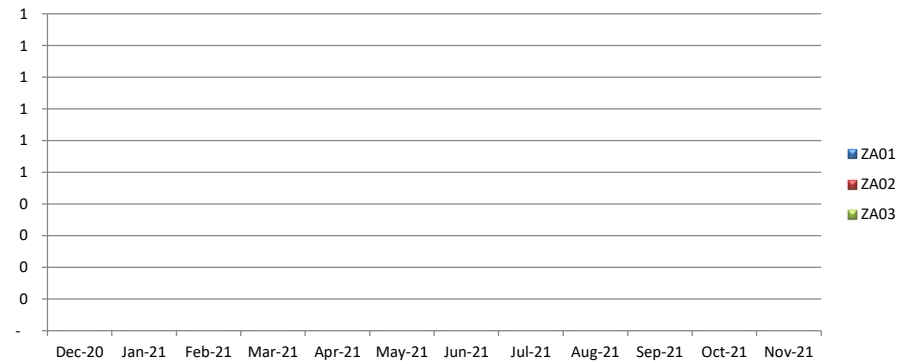
Monthly Total Order Consideration Per Segment (ZAR)

Month	ZA01	ZA02	ZA03
Dec-20	5 507 251 596 882	1 091 834 711 641	25 229 780 549
Jan-21	6 682 650 478 461	964 568 676 405	368 679 965 253
Feb-21	7 546 176 239 586	1 266 249 568 205	846 216 365 567
Mar-21	9 432 362 111 293	1 490 978 042 642	37 164 258 517
Apr-21	7 328 815 221 249	1 035 100 256 124	20 738 618 865
May-21	9 378 623 079 766	1 452 670 954 348	18 785 507 109
Jun-21	7 124 105 829 289	1 321 313 202 919	31 951 876 660
Jul-21	8 090 980 573 484	1 227 227 342 535	31 582 470 414
Aug-21	8 329 660 229 716	1 122 775 324 067	36 354 968 543
Sep-21	7 960 569 214 071	1 347 054 781 039	55 303 311 362
Oct-21	8 576 836 585 375	1 680 806 555 416	73 071 558 651
Nov-21	8 641 490 897 709	1 676 808 310 876	108 138 174 030
Total	94 599 522 056 881	15 677 387 726 217	1 653 216 855 521

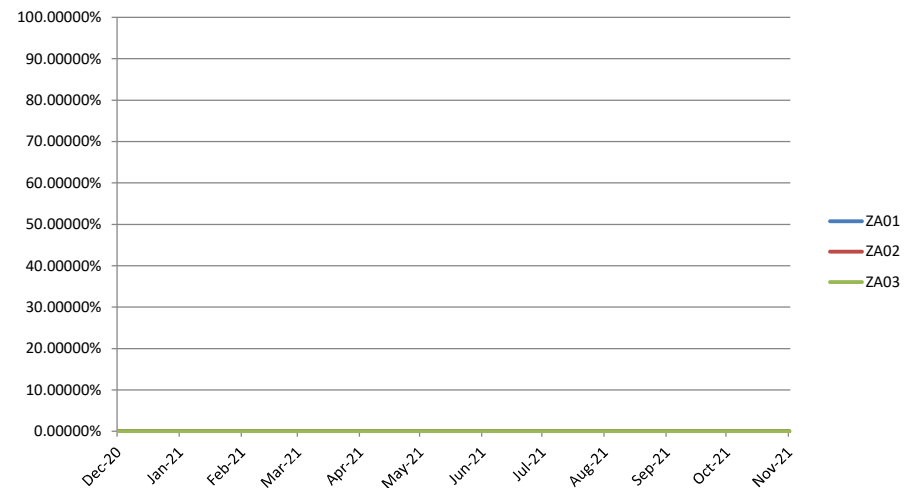
Monthly Hidden Order Consideration Per Segment as a Percentage of Total Monthly Order Consideration Per Segment

Month	ZA01	ZA02	ZA03
Dec-20	0.00000%	0.00000%	0.00000%
Jan-21	0.00000%	0.00000%	0.00000%
Feb-21	0.00000%	0.00000%	0.00000%
Mar-21	0.00000%	0.00000%	0.00000%
Apr-21	0.00000%	0.00000%	0.00000%
May-21	0.00000%	0.00000%	0.00000%
Jun-21	0.00000%	0.00000%	0.00000%
Jul-21	0.00000%	0.00000%	0.00000%
Aug-21	0.00000%	0.00000%	0.00000%
Sep-21	0.00000%	0.00000%	0.00000%
Oct-21	0.00000%	0.00000%	0.00000%
Nov-21	0.00000%	0.00000%	0.00000%
Total			

Monthly Hidden Order Consideration Per Segment (ZAR)



Monthly Hidden Order Consideration Per Segment as a Percentage of Total Monthly Order Consideration Per Segment



Hidden Order Volume

Monthly Hidden Order Volume Per Segment

Month	ZA01	ZA02	ZA03
Dec-20	4 578 281	2 794 529	-
Jan-21	32 153 605	280 000	-
Feb-21	20 548 142	4 300 000	-
Mar-21	3 814 806	15 095 587	-
Apr-21	5 399 219	4 200 000	-
May-21	37 127 814	14 824 660	-
Jun-21	13 216 638	89 196 029	-
Jul-21	72 967 703	49 727 045	-
Aug-21	245 238 621	18 916 182	-
Sep-21	26 607 973	254 861 853	-
Oct-21	338 851 511	326 831	-
Nov-21	3 970 613 873	110 512 096	-
Total	4 771 118 186	565 034 812	-

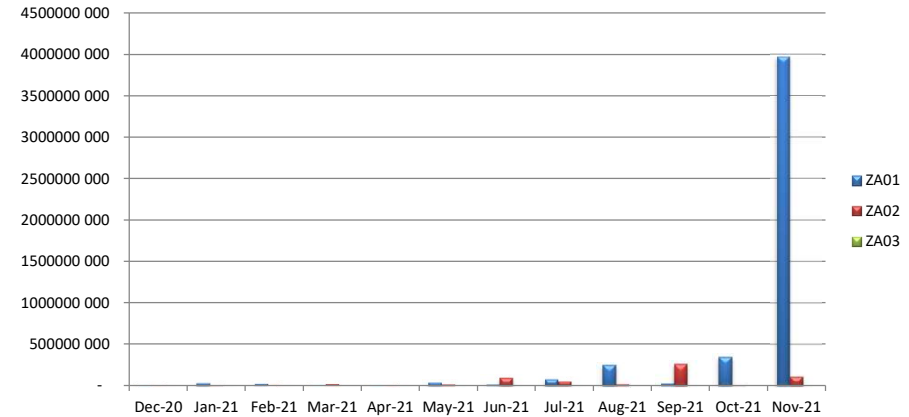
Monthly Total Order Volume Per Segment

Month	ZA01	ZA02	ZA03
Dec-20	29 114 188 455	38 558 882 858	126 615 941 998
Jan-21	30 383 511 052	28 743 487 610	111 964 001 253
Feb-21	33 147 343 260	39 271 268 026	163 869 182 549
Mar-21	38 923 317 453	67 930 227 294	183 344 308 624
Apr-21	29 407 402 075	106 153 998 947	120 072 332 416
May-21	37 466 112 617	126 765 611 524	179 320 259 697
Jun-21	30 940 641 887	97 453 112 041	46 831 509 790
Jul-21	31 033 459 145	116 460 070 138	37 387 365 157
Aug-21	31 685 934 019	117 121 897 991	43 065 542 432
Sep-21	37 801 769 934	34 620 207 519	129 226 455 461
Oct-21	39 562 830 508	48 863 668 743	167 967 840 791
Nov-21	40 585 158 474	37 020 022 692	130 866 618 419
Total	410 051 668 879	858 962 455 383	1 440 531 358 587

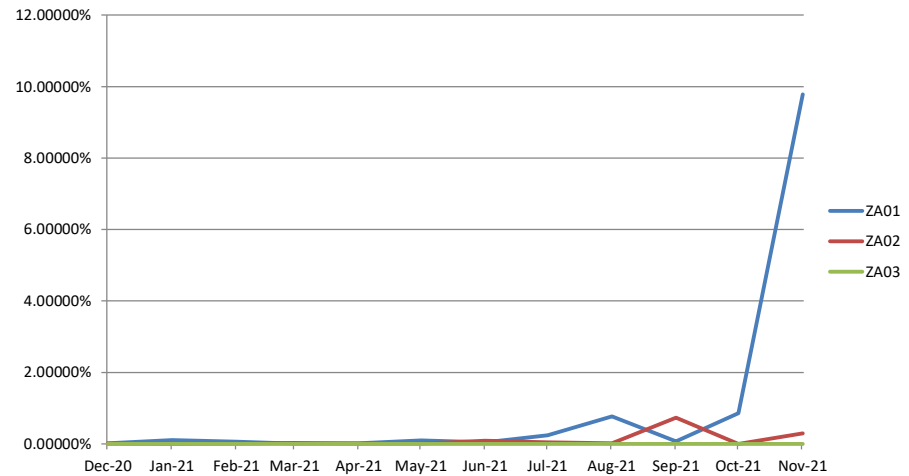
Monthly Hidden Order Volume Per Segment as a Percentage of Total Monthly Order Volume Per Segment

Month	ZA01	ZA02	ZA03
Dec-20	0.01573%	0.00725%	0.00000%
Jan-21	0.10583%	0.00097%	0.00000%
Feb-21	0.06199%	0.01095%	0.00000%
Mar-21	0.00980%	0.02222%	0.00000%
Apr-21	0.01836%	0.00396%	0.00000%
May-21	0.09910%	0.01169%	0.00000%
Jun-21	0.04272%	0.09153%	0.00000%
Jul-21	0.23513%	0.04270%	0.00000%
Aug-21	0.77397%	0.01615%	0.00000%
Sep-21	0.07039%	0.73617%	0.00000%
Oct-21	0.85649%	0.00067%	0.00000%
Nov-21	9.78341%	0.29852%	0.00000%

Monthly Hidden Order Volume Per Segment (ZAR)



Monthly Hidden Order Volume Per Segment as a Percentage of Total Monthly Order Volume Per Segment



Hidden Order Trade Consideration

Monthly Hidden Order Trade Consideration Per Segment (ZAR)

Month	ZA01	ZA02	ZA03
Dec-20	-	28 294 890	-
Jan-21	24 995 993	-	-
Feb-21	-	-	-
Mar-21	17 539 000	-	-
Apr-21	13 799 000	-	-
Jun-21	15 913 557	-	-
Aug-21	16 628 194	-	-
Oct-21	-	12 653 250	-
Nov-21	26 975 303	-	-
	-	-	-
	-	-	-
	-	-	-
Total	115 851 047	40 948 140	-

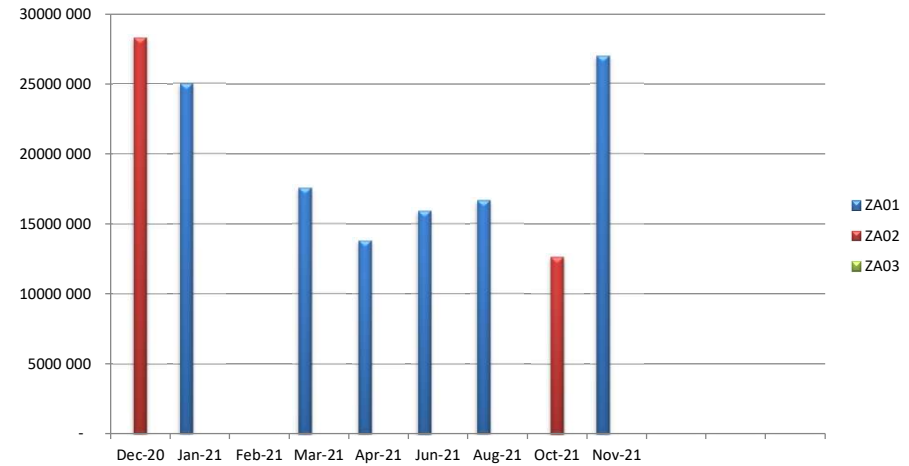
Monthly Total Order Trade Consideration Per Segment (ZAR)

Month	ZA01	ZA02	ZA03
Dec-20	659 194 456 421	110 373 582 344	3 011 384 946
Jan-21	676 965 062 421	102 837 789 483	4 007 393 742
Feb-21	752 181 898 984	140 784 891 070	4 377 569 044
Mar-21	906 125 780 928	151 753 396 863	3 471 536 114
Apr-21	552 086 135 983	97 348 874 731	2 342 824 445
Jun-21	742 234 717 933	130 023 629 991	5 119 475 737
Aug-21	1 128 933 826 492	116 868 322 980	3 868 607 670
Oct-21	709 503 554 702	163 641 161 181	3 520 189 112
Nov-21	638 575 144 891	162 358 738 498	3 751 476 976
	-	-	-
	-	-	-
	-	-	-
Total			

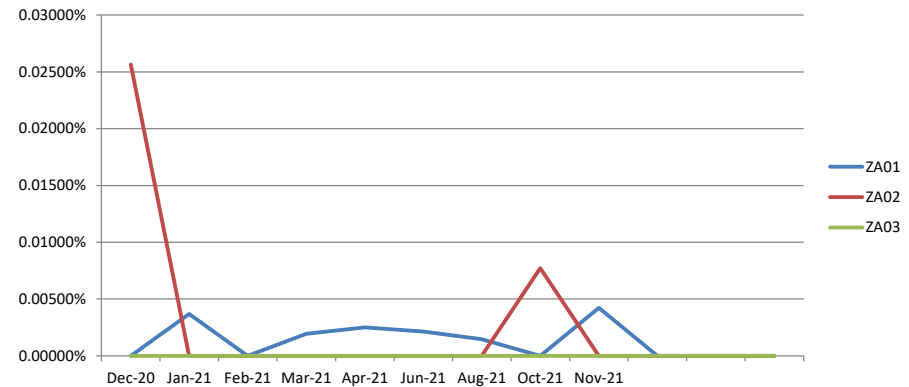
Monthly Hidden Order Trade Consideration Per Segment as a Percentage of Total Monthly Order Trade

Month	ZA01	ZA02	ZA03
Dec-20	0.00000%	0.02564%	0.00000%
Jan-21	0.00369%	0.00000%	0.00000%
Feb-21	0.00000%	0.00000%	0.00000%
Mar-21	0.00194%	0.00000%	0.00000%
Apr-21	0.00250%	0.00000%	0.00000%
Jun-21	0.00214%	0.00000%	0.00000%
Aug-21	0.00147%	0.00000%	0.00000%
Oct-21	0.00000%	0.00773%	0.00000%
Nov-21	0.00422%	0.00000%	0.00000%
	#DIV/0!	#DIV/0!	#DIV/0!
	#DIV/0!	#DIV/0!	#DIV/0!

Monthly Hidden Order Trade Consideration Per Segment (ZAR)



Monthly Hidden Order Trade Consideration Per Segment as a Percentage of Total Monthly Order Trade Consideration Per Segment



Hidden Order Trade Volume

Monthly Hidden Order Trade Volume Per Segment

Month	ZA01	ZA02	ZA03
Dec-20	-	500 000	-
Jan-21	423 625	-	-
Feb-21	-	-	-
Mar-21	200 000	-	-
Apr-21	200 000	-	-
Jun-21	9 900	-	-
Aug-21	71 088	-	-
Oct-21	-	50 000	-
Nov-21	441 572	-	-
	-	-	-
	-	-	-
	-	-	-
	-	-	-
Total	1 346 185.00	550 000.00	-

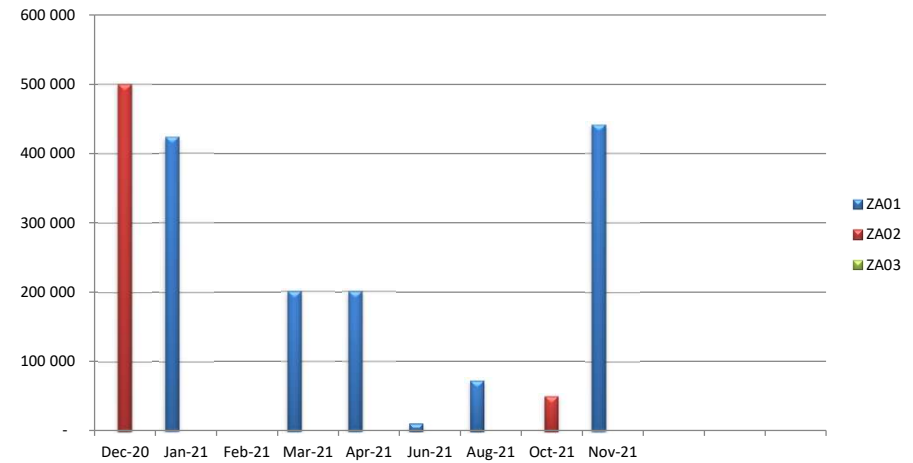
Monthly Total Order Trade Volume Per Segment (ZAR)

Month	ZA01	ZA02	ZA03
Dec-20	5 414 491 860	7 140 314 846	4 966 330 674
Jan-21	4 519 346 442	5 349 297 642	3 116 058 176
Feb-21	5 374 160 520	7 351 281 770	10 487 172 586
Mar-21	6 015 470 942	8 693 205 556	10 450 096 670
Apr-21	3 817 599 646	8 048 272 230	1 129 141 636
Jun-21	5 002 254 358	7 211 159 860	1 398 821 654
Aug-21	4 743 509 446	16 077 135 208	2 730 021 558
Oct-21	5 028 467 397	6 859 425 612	9 189 776 150
Nov-21	4 521 593 136	5 855 039 752	3 712 178 498
	-	-	-
	-	-	-
	-	-	-
Total	44 436 893 747.00	72 585 132 476.00	47 179 597 602.00

Monthly Hidden Order Trade Volume Per Segment as a Percentage of Total Monthly Order Trade Volume Per

Month	ZA01	ZA02	ZA03
Dec-20	0.00000%	0.00700%	0.00000%
Jan-21	0.00937%	0.00000%	0.00000%
Feb-21	0.00000%	0.00000%	0.00000%
Mar-21	0.00332%	0.00000%	0.00000%
Apr-21	0.00524%	0.00000%	0.00000%
Jun-21	0.00020%	0.00000%	0.00000%
Aug-21	0.00150%	0.00000%	0.00000%
Oct-21	0.00000%	0.00073%	0.00000%
Nov-21	0.00977%	0.00000%	0.00000%
	#DIV/0!	#DIV/0!	#DIV/0!
	#DIV/0!	#DIV/0!	#DIV/0!

Monthly Hidden Order Trade Volume Per Segment (ZAR)



Monthly Hidden Order Trade Volume Per Segment as a Percentage of Total Monthly Order Trade Volume Per Segment

