



### Hidden Order Statistic Report Hidden Order Consideration

Hidden Order and Resultant Trade Statistics as at: February 2022

Monthly Hidden Order Consideration Per Segment (ZAR)

Month	ZA01	ZA02	ZA03
Mar-21	-	-	-
Apr-21	-	-	-
May-21	-	-	-
Jun-21	-	-	-
Jul-21	-	-	-
Aug-21	-	-	-
Sep-21	-	-	-
Oct-21	-	-	-
Nov-21	-	-	-
Dec-21	-	-	-
Jan-22	-	-	-
Feb-22	-	-	-
<b>Total</b>	-	-	-


Monthly Total Order Consideration Per Segment (ZAR)

Month	ZA01	ZA02	ZA03
Mar-21	9 432 362 111 293	1 490 978 042 642	37 164 258 517
Apr-21	7 328 815 221 249	1 035 100 256 124	20 738 618 865
May-21	9 378 623 079 766	1 452 670 954 348	18 785 507 109
Jun-21	7 124 105 829 289	1 321 313 202 919	31 951 876 660
Jul-21	8 090 980 573 484	1 227 227 342 535	31 582 470 414
Aug-21	8 329 660 229 716	1 122 775 324 067	36 354 968 543
Sep-21	7 960 569 214 071	1 347 054 781 039	55 303 311 362
Oct-21	8 576 836 585 375	1 680 806 555 416	73 071 558 651
Nov-21	8 641 490 897 709	1 676 808 310 876	108 138 174 030
Dec-21	8 577 191 699 588	1 608 518 181 896	30 591 104 002
Jan-22	7 408 487 787 207	1 111 246 832 607	15 431 152 234
Feb-22	9 286 144 607 580	1 618 802 307 228	25 997 082 851
<b>Total</b>	<b>100 135 267 836 325</b>	<b>16 693 302 091 698</b>	<b>485 110 083 238</b>

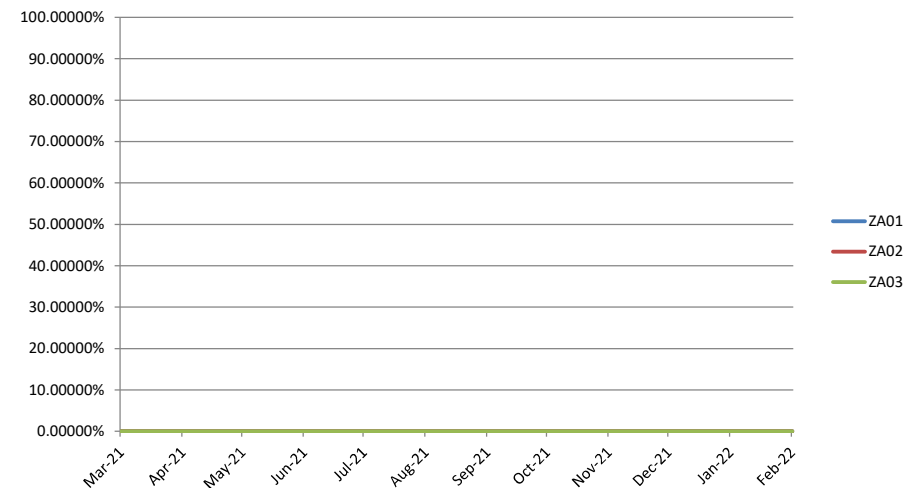
Monthly Hidden Order Consideration Per Segment as a Percentage of Total Monthly Order Consideration Per Segment

Month	ZA01	ZA02	ZA03
Mar-21	0.00000%	0.00000%	0.00000%
Apr-21	0.00000%	0.00000%	0.00000%
May-21	0.00000%	0.00000%	0.00000%
Jun-21	0.00000%	0.00000%	0.00000%
Jul-21	0.00000%	0.00000%	0.00000%
Aug-21	0.00000%	0.00000%	0.00000%
Sep-21	0.00000%	0.00000%	0.00000%
Oct-21	0.00000%	0.00000%	0.00000%
Nov-21	0.00000%	0.00000%	0.00000%
Dec-21	0.00000%	0.00000%	0.00000%
Jan-22	0.00000%	0.00000%	0.00000%
Feb-22	0.00000%	0.00000%	0.00000%
<b>Total</b>			

Monthly Hidden Order Consideration Per Segment (ZAR)



Monthly Hidden Order Consideration Per Segment as a Percentage of Total Monthly Order Consideration Per Segment



## Hidden Order Volume

Monthly Hidden Order Volume Per Segment

Month	ZA01	ZA02	ZA03
Mar-21	3 814 806	15 095 587	-
Apr-21	5 399 219	4 200 000	-
May-21	37 127 814	14 824 660	-
Jun-21	13 216 638	89 196 029	-
Jul-21	72 967 703	49 727 045	-
Aug-21	245 238 621	18 916 182	-
Sep-21	26 607 973	254 861 853	-
Oct-21	338 851 511	326 831	-
Nov-21	3 970 613 873	110 512 096	-
Dec-21	215 329 632	271 943 416	-
Jan-22	529 148 412	4 502 353	-
Feb-22	372 043 749	4 703 591	56 000 000
<b>Total</b>	<b>5 830 359 951</b>	<b>838 809 643</b>	<b>56 000 000</b>

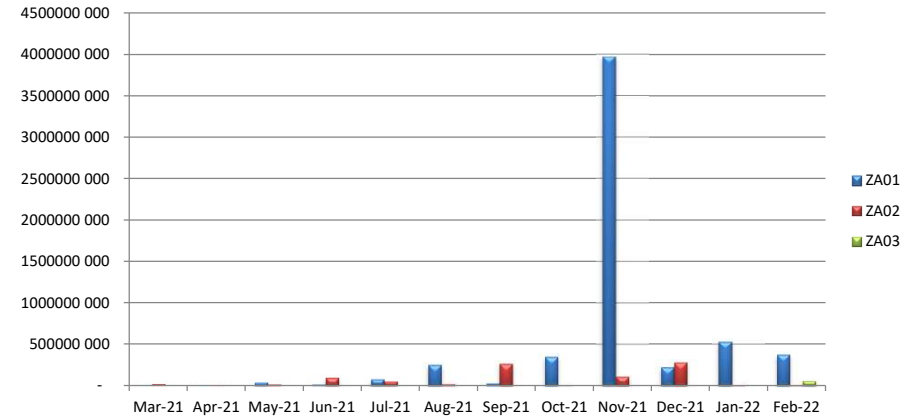
Monthly Total Order Volume Per Segment

Month	ZA01	ZA02	ZA03
Mar-21	38 923 317 453	67 930 227 294	183 344 308 624
Apr-21	29 407 402 075	106 153 998 947	120 072 332 416
May-21	37 466 112 617	126 765 611 524	179 320 259 697
Jun-21	30 940 641 887	97 453 112 041	46 831 509 790
Jul-21	31 033 459 145	116 460 070 138	37 387 365 157
Aug-21	31 685 934 019	117 121 897 991	43 065 542 432
Sep-21	37 801 769 934	34 620 207 519	129 226 455 461
Oct-21	39 562 830 508	48 863 668 743	167 967 840 791
Nov-21	40 585 158 474	37 020 022 692	130 866 618 419
Dec-21	36 206 119 896	40 100 566 484	57 172 108 318
Jan-22	27 761 027 691	27 052 079 693	31 791 605 458
Feb-22	35 177 147 538	34 768 939 144	29 989 293 962
<b>Total</b>	<b>416 550 921 237</b>	<b>854 310 402 210</b>	<b>1 157 035 240 525</b>

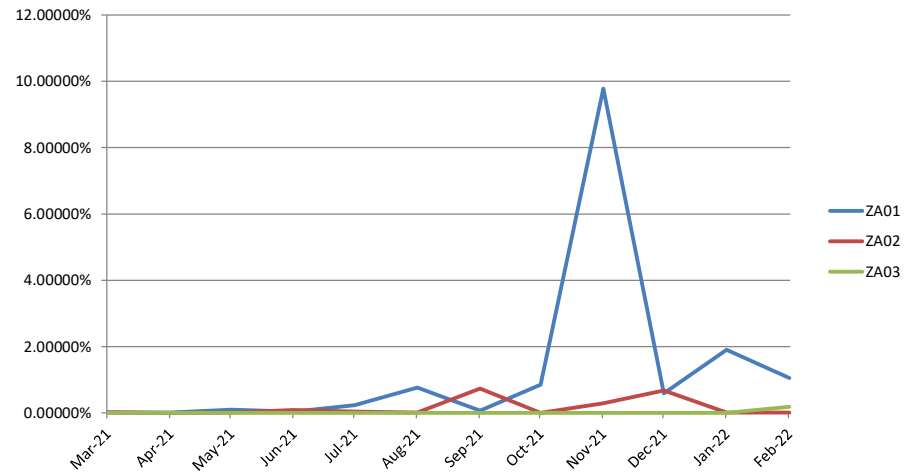
Monthly Hidden Order Volume Per Segment as a Percentage of Total Monthly Order Volume Per Segment

Month	ZA01	ZA02	ZA03
Mar-21	0.00980%	0.02222%	0.00000%
Apr-21	0.01836%	0.00396%	0.00000%
May-21	0.09910%	0.01169%	0.00000%
Jun-21	0.04272%	0.09153%	0.00000%
Jul-21	0.23513%	0.04270%	0.00000%
Aug-21	0.77397%	0.01615%	0.00000%
Sep-21	0.07039%	0.73617%	0.00000%
Oct-21	0.85649%	0.00067%	0.00000%
Nov-21	9.78341%	0.29852%	0.00000%
Dec-21	0.59473%	0.67815%	0.00000%
Jan-22	1.90608%	0.01664%	0.00000%
Feb-22	1.05763%	0.01353%	0.18673%

Monthly Hidden Order Volume Per Segment (ZAR)



Monthly Hidden Order Volume Per Segment as a Percentage of Total Monthly Order Volume Per Segment



## Hidden Order Trade Consideration

**Monthly Hidden Order Trade Consideration Per Segment (ZAR)**

Month	ZA01	ZA02	ZA03
Mar-21	17 539 000	-	-
Apr-21	13 799 000	-	-
Jun-21	15 913 557	-	-
Aug-21	16 628 194	-	-
Oct-21	-	12 653 250	-
Nov-21	26 975 303	-	-
Dec-21	39 108 333	-	-
	-	-	-
	-	-	-
	-	-	-
	-	-	-
	-	-	-
	-	-	-
<b>Total</b>	<b>129 963 387</b>	<b>12 653 250</b>	<b>-</b>

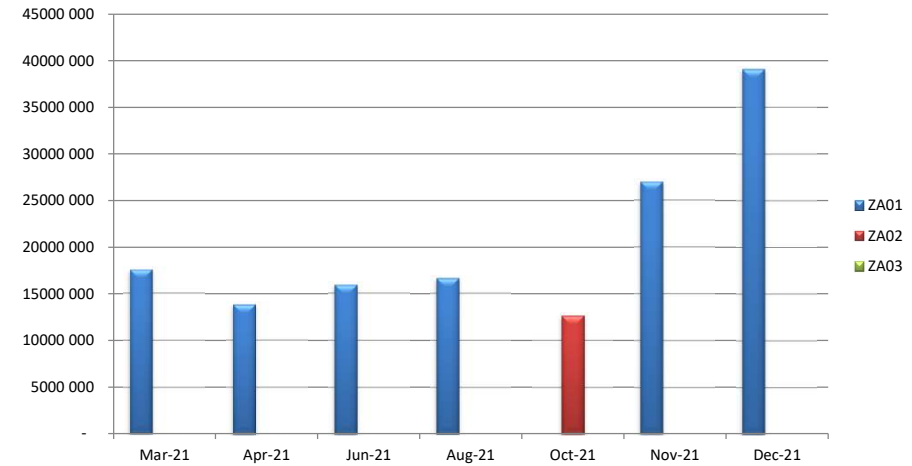
**Monthly Total Order Trade Consideration Per Segment (ZAR)**

Month	ZA01	ZA02	ZA03
Mar-21	906 125 780 928	151 753 396 863	3 471 536 114
Apr-21	552 086 135 983	97 348 874 731	2 342 824 445
Jun-21	742 234 717 933	130 023 629 991	5 119 475 737
Aug-21	1 128 933 826 492	116 868 322 980	3 868 607 670
Oct-21	709 503 554 702	163 641 161 181	3 520 189 112
Nov-21	638 575 144 891	162 358 738 498	3 751 476 976
Dec-21	719 453 932 537	135 763 957 666	3 106 919 086
	-	-	-
	-	-	-
	-	-	-
	-	-	-
	-	-	-
<b>Total</b>			

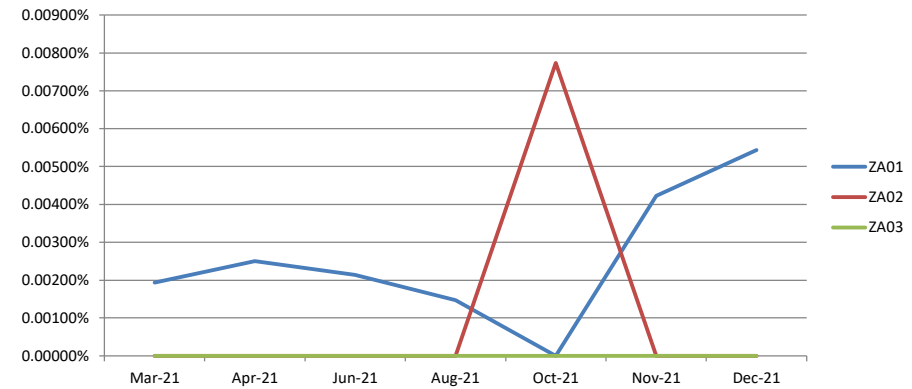
**Monthly Hidden Order Trade Consideration Per Segment as a Percentage of Total Monthly Order Trade**

Month	ZA01	ZA02	ZA03
Mar-21	0.00194%	0.00000%	0.00000%
Apr-21	0.00250%	0.00000%	0.00000%
Jun-21	0.00214%	0.00000%	0.00000%
Aug-21	0.00147%	0.00000%	0.00000%
Oct-21	0.00000%	0.00773%	0.00000%
Nov-21	0.00422%	0.00000%	0.00000%
Dec-21	0.00544%	0.00000%	0.00000%
	#DIV/0!	#DIV/0!	#DIV/0!
	#DIV/0!	#DIV/0!	#DIV/0!
	#DIV/0!	#DIV/0!	#DIV/0!
	#DIV/0!	#DIV/0!	#DIV/0!

**Monthly Hidden Order Trade Consideration Per Segment (ZAR)**



**Monthly Hidden Order Trade Consideration Per Segment as a Percentage of Total Monthly Order Trade Consideration Per Segment**



## Hidden Order Trade Volume

### Monthly Hidden Order Trade Volume Per Segment

Month	ZA01	ZA02	ZA03
Mar-21	200 000	-	-
Apr-21	200 000	-	-
Jun-21	9 900	-	-
Aug-21	71 088	-	-
Oct-21	-	50 000	-
Nov-21	441 572	-	-
Dec-21	106 418	-	-
	-	-	-
	-	-	-
	-	-	-
	-	-	-
	-	-	-
<b>Total</b>	<b>1 028 978.00</b>	<b>50 000.00</b>	<b>-</b>

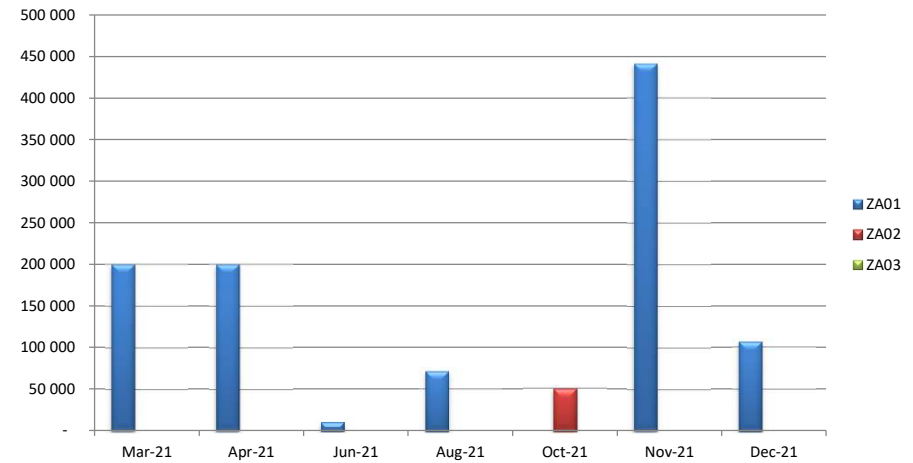
### Monthly Total Order Trade Volume Per Segment (ZAR)

Month	ZA01	ZA02	ZA03
Mar-21	6 015 470 942	8 693 205 556	10 450 096 670
Apr-21	3 817 599 646	8 048 272 230	1 129 141 636
Jun-21	5 002 254 358	7 211 159 860	1 398 821 654
Aug-21	4 743 509 446	16 077 135 208	2 730 021 558
Oct-21	5 028 467 397	6 859 425 612	9 189 776 150
Nov-21	4 521 593 136	5 855 039 752	3 712 178 498
Dec-21	5 139 079 812	5 691 062 862	2 308 411 528
	-	-	-
	-	-	-
	-	-	-
	-	-	-
	-	-	-
<b>Total</b>	<b>34 267 974 737.00</b>	<b>58 435 301 080.00</b>	<b>30 918 447 694.00</b>

### Monthly Hidden Order Trade Volume Per Segment as a Percentage of Total Monthly Order Trade Volume Per

Month	ZA01	ZA02	ZA03
Mar-21	0.00332%	0.00000%	0.00000%
Apr-21	0.00524%	0.00000%	0.00000%
Jun-21	0.00020%	0.00000%	0.00000%
Aug-21	0.00150%	0.00000%	0.00000%
Oct-21	0.00000%	0.00073%	0.00000%
Nov-21	0.00977%	0.00000%	0.00000%
Dec-21	0.00207%	0.00000%	0.00000%
	#DIV/0!	#DIV/0!	#DIV/0!
	#DIV/0!	#DIV/0!	#DIV/0!
	#DIV/0!	#DIV/0!	#DIV/0!
	#DIV/0!	#DIV/0!	#DIV/0!

### Monthly Hidden Order Trade Volume Per Segment (ZAR)



### Monthly Hidden Order Trade Volume Per Segment as a Percentage of Total Monthly Order Trade Volume Per Segment

