



Hidden Order Statistic Report Hidden Order Consideration

Hidden Order and Resultant Trade Statistics as at: May 2022

Monthly Hidden Order Consideration Per Segment (ZAR)

Month	ZA01	ZA02	ZA03
Jun-21	-	-	-
Jul-21	-	-	-
Aug-21	-	-	-
Sep-21	-	-	-
Oct-21	-	-	-
Nov-21	-	-	-
Dec-21	-	-	-
Jan-22	-	-	-
Feb-22	-	-	-
Mar-22	-	-	-
Apr-22	-	-	-
May-22	-	-	-
Total	-	-	-

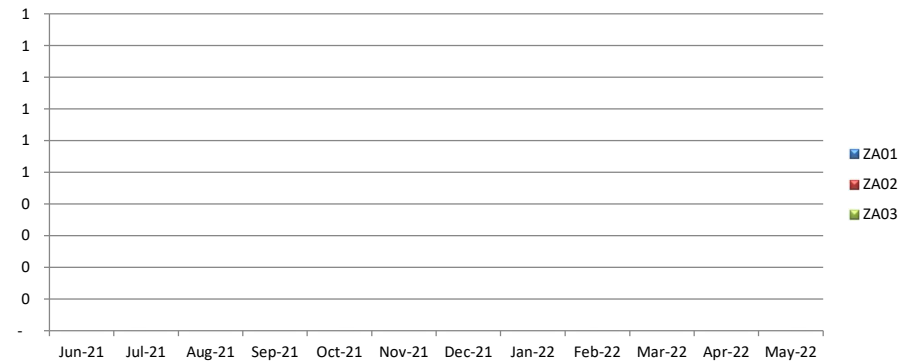
Monthly Total Order Consideration Per Segment (ZAR)

Month	ZA01	ZA02	ZA03
Jun-21	7 124 105 829 289	1 321 313 202 919	31 951 876 660
Jul-21	8 090 980 573 484	1 227 227 342 535	31 582 470 414
Aug-21	8 329 660 229 716	1 122 775 324 067	36 354 968 543
Sep-21	7 960 569 214 071	1 347 054 781 039	55 303 311 362
Oct-21	8 576 836 585 375	1 680 806 555 416	73 071 558 651
Nov-21	8 641 490 897 709	1 676 808 310 876	108 138 174 030
Dec-21	8 577 191 699 588	1 608 518 181 896	30 591 104 002
Jan-22	7 408 487 787 207	1 111 246 832 607	15 431 152 234
Feb-22	9 286 144 607 580	1 618 802 307 228	25 997 082 851
Mar-22	12 800 788 581 630	2 227 865 838 836	22 472 987 230
Apr-22	9 223 344 546 891	1 501 386 689 372	84 233 971 691
May-22	9 575 975 378 043	1 532 342 611 912	16 431 816 226
Total	105 595 575 930 582	17 976 147 978 704	531 560 473 893

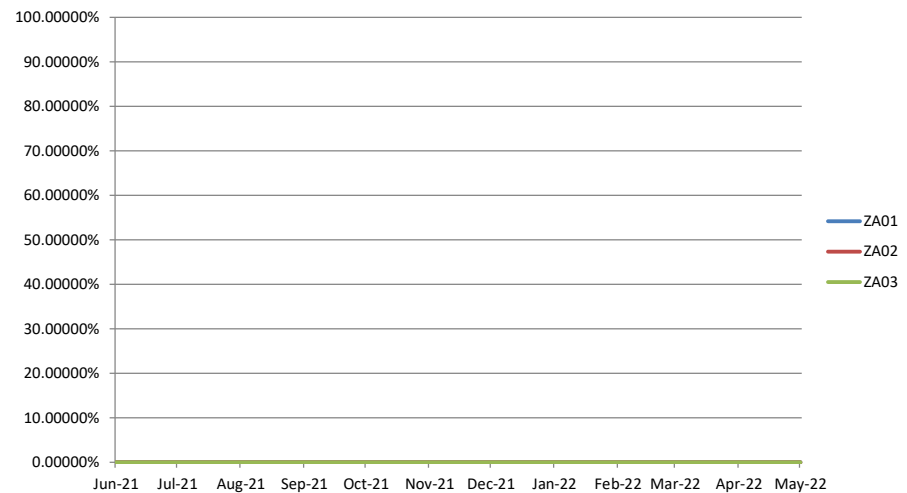
Monthly Hidden Order Consideration Per Segment as a Percentage of Total Monthly Order Consideration Per Segment

Month	ZA01	ZA02	ZA03
Jun-21	0.00000%	0.00000%	0.00000%
Jul-21	0.00000%	0.00000%	0.00000%
Aug-21	0.00000%	0.00000%	0.00000%
Sep-21	0.00000%	0.00000%	0.00000%
Oct-21	0.00000%	0.00000%	0.00000%
Nov-21	0.00000%	0.00000%	0.00000%
Dec-21	0.00000%	0.00000%	0.00000%
Jan-22	0.00000%	0.00000%	0.00000%
Feb-22	0.00000%	0.00000%	0.00000%
Mar-22	0.00000%	0.00000%	0.00000%
Apr-22	0.00000%	0.00000%	0.00000%
May-22	0.00000%	0.00000%	0.00000%
Total			

Monthly Hidden Order Consideration Per Segment (ZAR)



Monthly Hidden Order Consideration Per Segment as a Percentage of Total Monthly Order Consideration Per Segment



Hidden Order Volume

Monthly Hidden Order Volume Per Segment

Month	ZA01	ZA02	ZA03
Jun-21	13 216 638	89 196 029	-
Jul-21	72 967 703	49 727 045	-
Aug-21	245 238 621	18 916 182	-
Sep-21	26 607 973	254 861 853	-
Oct-21	338 851 511	326 831	-
Nov-21	3 970 613 873	110 512 096	-
Dec-21	215 329 632	271 943 416	-
Jan-22	529 148 412	4 502 353	-
Feb-22	372 043 749	4 703 591	56 000 000
Mar-22	167 626 222	688 153 029	-
Apr-22	25 948 050	1 694 467 064	-
May-22	59 514 777	2 462 540 954	-
Total	6 037 107 161	5 649 850 443	56 000 000

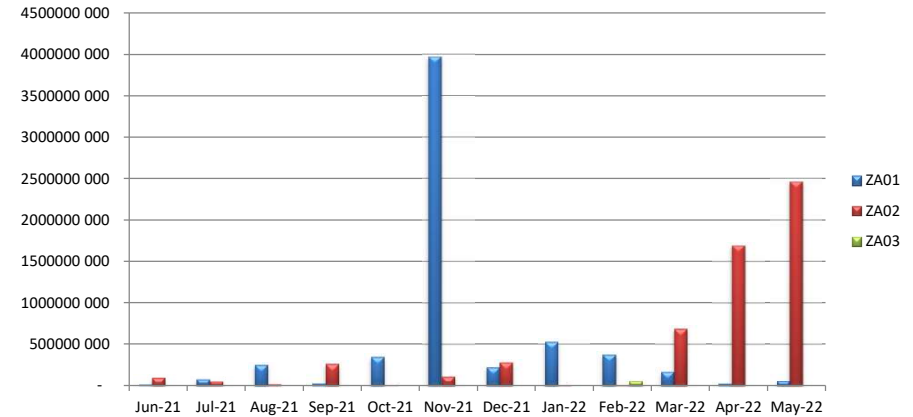
Monthly Total Order Volume Per Segment

Month	ZA01	ZA02	ZA03
Jun-21	30 940 641 887	97 453 112 041	46 831 509 790
Jul-21	31 033 459 145	116 460 070 138	37 387 365 157
Aug-21	31 685 934 019	117 121 897 991	43 065 542 432
Sep-21	37 801 769 934	34 620 207 519	129 226 455 461
Oct-21	39 562 830 508	48 863 668 743	167 967 840 791
Nov-21	40 585 158 474	37 020 022 692	130 866 618 419
Dec-21	36 206 119 896	40 100 566 484	57 172 108 318
Jan-22	27 761 027 691	27 052 079 693	31 791 605 458
Feb-22	35 177 147 538	34 768 939 144	29 989 293 962
Mar-22	52 412 863 611	50 928 813 002	34 102 687 013
Apr-22	35 322 661 528	36 538 935 076	9 770 588 567
May-22	40 340 947 112	41 771 885 449	6 423 887 507
Total	438 830 561 343	682 700 197 972	724 595 502 875

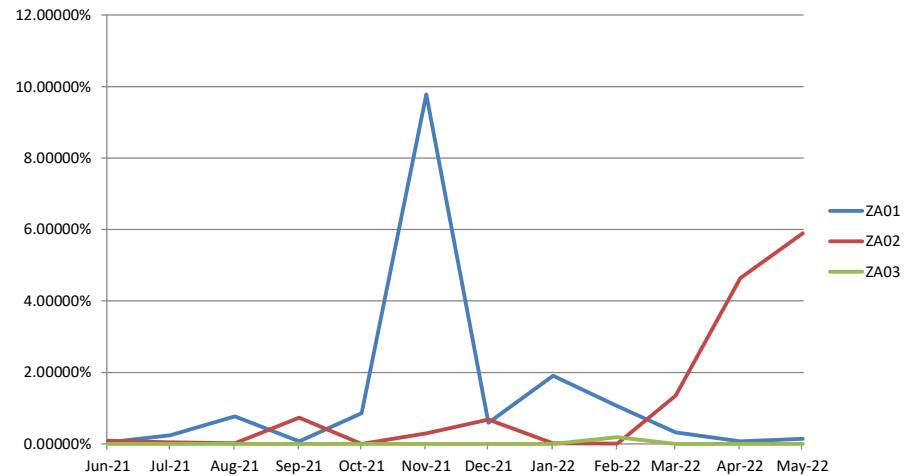
Monthly Hidden Order Volume Per Segment as a Percentage of Total Monthly Order Volume Per Segment

Month	ZA01	ZA02	ZA03
Jun-21	0.04272%	0.09153%	0.00000%
Jul-21	0.23513%	0.04270%	0.00000%
Aug-21	0.77397%	0.01615%	0.00000%
Sep-21	0.07039%	0.73617%	0.00000%
Oct-21	0.85649%	0.00067%	0.00000%
Nov-21	9.78341%	0.29852%	0.00000%
Dec-21	0.59473%	0.67815%	0.00000%
Jan-22	1.90608%	0.01664%	0.00000%
Feb-22	1.05763%	0.01353%	0.18673%
Mar-22	0.31982%	1.35121%	0.00000%
Apr-22	0.07346%	4.63743%	0.00000%
May-22	0.14753%	5.89521%	0.00000%

Monthly Hidden Order Volume Per Segment (ZAR)



Monthly Hidden Order Volume Per Segment as a Percentage of Total Monthly Order Volume Per Segment



Hidden Order Trade Consideration

Monthly Hidden Order Trade Consideration Per Segment (ZAR)

Month	ZA01	ZA02	ZA03
Jun-21	15 913 557	-	-
Aug-21	16 628 194	-	-
Oct-21	-	12 653 250	-
Nov-21	26 975 303	-	-
Dec-21	39 108 333	-	-
Mar-22	21 244 000	-	-
	-	-	-
	-	-	-
	-	-	-
	-	-	-
	-	-	-
	-	-	-
	-	-	-
	-	-	-
Total	119 869 387	12 653 250	-

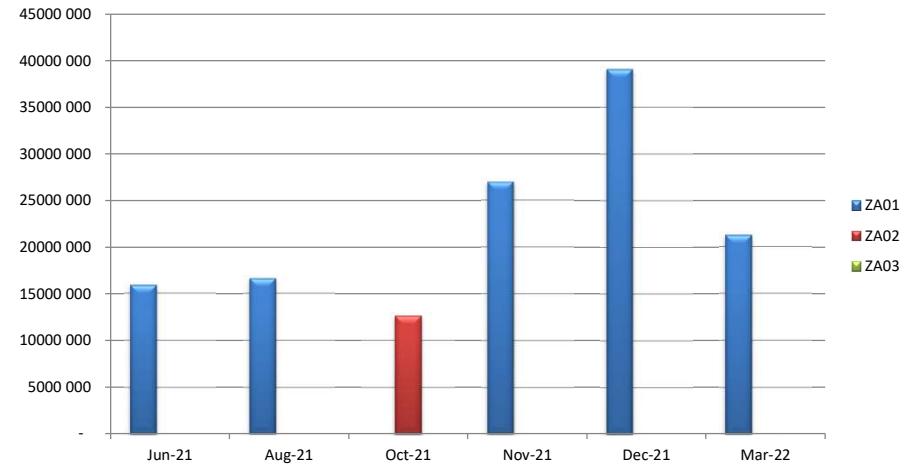
Monthly Total Order Trade Consideration Per Segment (ZAR)

Month	ZA01	ZA02	ZA03
Jun-21	742 234 717 933	130 023 629 991	5 119 475 737
Aug-21	1 128 933 826 492	116 868 322 980	3 868 607 670
Oct-21	709 503 554 702	163 641 161 181	3 520 189 112
Nov-21	638 575 144 891	162 358 738 498	3 751 476 976
Dec-21	719 453 932 537	135 763 957 666	3 106 919 086
Mar-22	1 219 779 354 670	202 715 756 319	2 548 776 430
	-	-	-
	-	-	-
	-	-	-
	-	-	-
	-	-	-
	-	-	-
	-	-	-
Total			

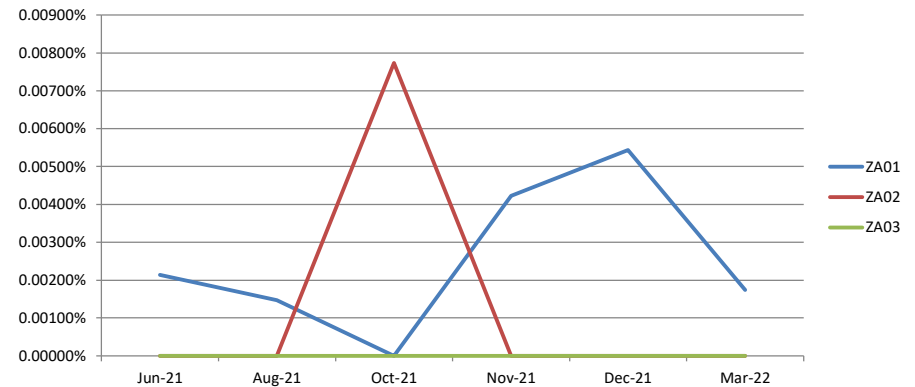
Monthly Hidden Order Trade Consideration Per Segment as a Percentage of Total Monthly Order Trade

Month	ZA01	ZA02	ZA03
Jun-21	0.00214%	0.00000%	0.00000%
Aug-21	0.00147%	0.00000%	0.00000%
Oct-21	0.00000%	0.00773%	0.00000%
Nov-21	0.00422%	0.00000%	0.00000%
Dec-21	0.00544%	0.00000%	0.00000%
Mar-22	0.00174%	0.00000%	0.00000%
	#DIV/0!	#DIV/0!	#DIV/0!
	#DIV/0!	#DIV/0!	#DIV/0!
	#DIV/0!	#DIV/0!	#DIV/0!
	#DIV/0!	#DIV/0!	#DIV/0!
	#DIV/0!	#DIV/0!	#DIV/0!

Monthly Hidden Order Trade Consideration Per Segment (ZAR)



Monthly Hidden Order Trade Consideration Per Segment as a Percentage of Total Monthly Order Trade Consideration Per Segment



Hidden Order Trade Volume

Monthly Hidden Order Trade Volume Per Segment

Month	ZA01	ZA02	ZA03
Jun-21	9 900	-	-
Aug-21	71 088	-	-
Oct-21	-	50 000	-
Nov-21	441 572	-	-
Dec-21	106 418	-	-
Mar-22	25 000	-	-
	-	-	-
	-	-	-
	-	-	-
	-	-	-
	-	-	-
	-	-	-
	-	-	-
Total	653 978.00	50 000.00	-

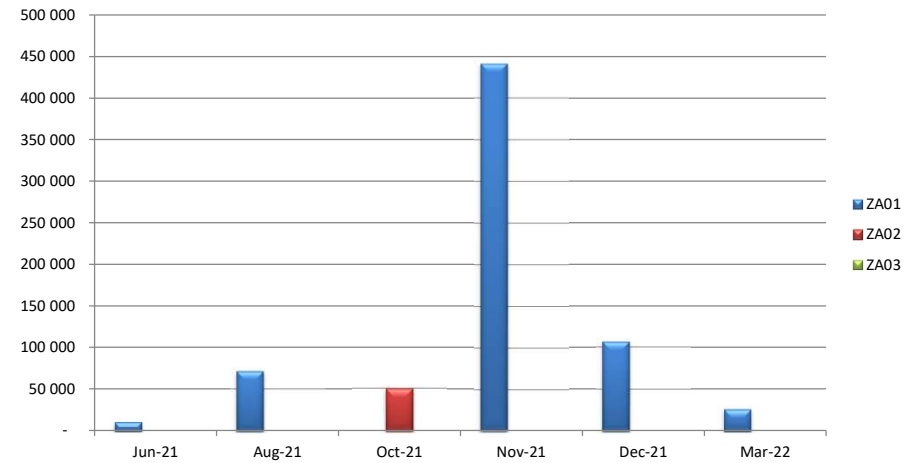
Monthly Total Order Trade Volume Per Segment (ZAR)

Month	ZA01	ZA02	ZA03
Jun-21	5 002 254 358	7 211 159 860	1 398 821 654
Aug-21	4 743 509 446	16 077 135 208	2 730 021 558
Oct-21	5 028 467 397	6 859 425 612	9 189 776 150
Nov-21	4 521 593 136	5 855 039 752	3 712 178 498
Dec-21	5 139 079 812	5 691 062 862	2 308 411 528
Mar-22	7 342 358 058	7 637 493 144	798 723 344
	-	-	-
	-	-	-
	-	-	-
	-	-	-
	-	-	-
	-	-	-
Total	31 777 262 207.00	49 331 316 438.00	20 137 932 732.00

Monthly Hidden Order Trade Volume Per Segment as a Percentage of Total Monthly Order Trade Volume Per

Month	ZA01	ZA02	ZA03
Jun-21	0.00020%	0.00000%	0.00000%
Aug-21	0.00150%	0.00000%	0.00000%
Oct-21	0.00000%	0.00073%	0.00000%
Nov-21	0.00977%	0.00000%	0.00000%
Dec-21	0.00207%	0.00000%	0.00000%
Mar-22	0.00034%	0.00000%	0.00000%
	#DIV/0!	#DIV/0!	#DIV/0!
	#DIV/0!	#DIV/0!	#DIV/0!
	#DIV/0!	#DIV/0!	#DIV/0!
	#DIV/0!	#DIV/0!	#DIV/0!
	#DIV/0!	#DIV/0!	#DIV/0!

Monthly Hidden Order Trade Volume Per Segment (ZAR)



Monthly Hidden Order Trade Volume Per Segment as a Percentage of Total Monthly Order Trade Volume Per Segment

