



### Hidden Order Statistic Report Hidden Order Consideration

Hidden Order and Resultant Trade Statistics as at: January 2023  
Monthly Hidden Order Consideration Per Segment (ZAR)

Month	ZA01	ZA02	ZA03
Feb-22	-	-	-
Mar-22	-	-	-
Apr-22	-	-	-
May-22	-	-	-
Jun-22	-	-	-
Jul-22	-	-	-
Aug-22	-	-	-
Sep-22	-	-	-
Oct-22	-	-	-
Nov-22	-	-	-
Dec-22	-	-	-
Jan-23	-	-	-
<b>Total</b>	-	-	-

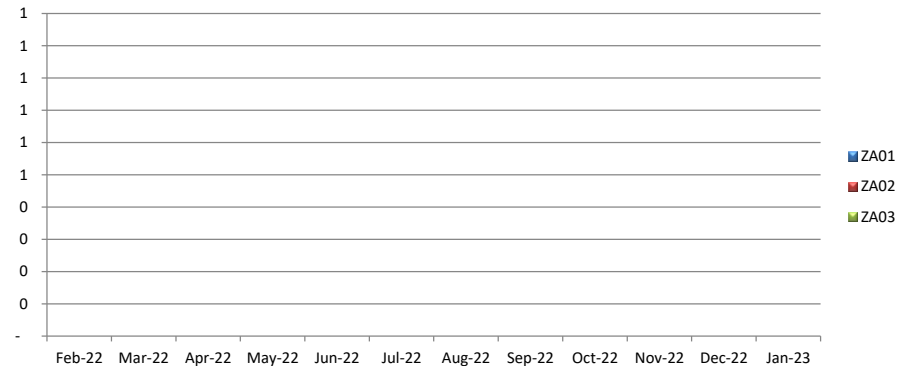
Monthly Total Order Consideration Per Segment (ZAR)

Month	ZA01	ZA02	ZA03
Feb-22	9 286 144 607 580	1 618 802 307 228	25 997 082 851
Mar-22	12 800 788 581 630	2 227 865 838 836	22 472 987 230
Apr-22	9 223 344 546 891	1 501 386 689 372	84 233 971 691
May-22	9 575 975 378 043	1 532 342 611 912	16 431 816 226
Jun-22	9 795 247 896 972	1 378 843 079 970	16 221 522 512
Jul-22	10 458 403 675 423	1 294 076 337 661	12 455 871 611
Aug-22	9 234 123 958 091	1 245 348 052 977	13 578 124 408
Sep-22	10 691 344 687 934	1 356 363 094 201	18 353 661 041
Oct-22	10 982 579 945 477	1 283 215 048 808	17 219 414 024
Nov-22	10 265 866 979 722	1 182 555 175 807	20 197 988 821
Dec-22	7 632 773 905 483	821 888 155 044	15 276 243 853
Jan-23	8 676 822 208 907	849 417 598 163	16 280 177 222
<b>Total</b>	<b>118 623 416 372 153</b>	<b>16 292 103 989 978</b>	<b>278 718 861 489</b>

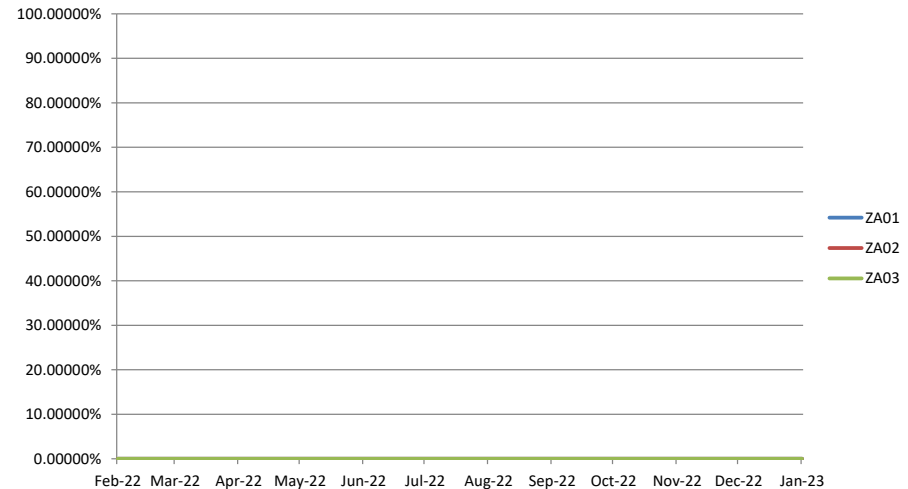
Monthly Hidden Order Consideration Per Segment as a Percentage of Total Monthly Order Consideration Per Segment

Month	ZA01	ZA02	ZA03
Feb-22	0.00000%	0.00000%	0.00000%
Mar-22	0.00000%	0.00000%	0.00000%
Apr-22	0.00000%	0.00000%	0.00000%
May-22	0.00000%	0.00000%	0.00000%
Jun-22	0.00000%	0.00000%	0.00000%
Jul-22	0.00000%	0.00000%	0.00000%
Aug-22	0.00000%	0.00000%	0.00000%
Sep-22	0.00000%	0.00000%	0.00000%
Oct-22	0.00000%	0.00000%	0.00000%
Nov-22	0.00000%	0.00000%	0.00000%
Dec-22	0.00000%	0.00000%	0.00000%
Jan-23	0.00000%	0.00000%	0.00000%
<b>Total</b>			

Monthly Hidden Order Consideration Per Segment (ZAR)



Monthly Hidden Order Consideration Per Segment as a Percentage of Total Monthly Order Consideration Per Segment



## Hidden Order Volume

Monthly Hidden Order Volume Per Segment

Month	ZA01	ZA02	ZA03
Feb-22	372 043 749	4 703 591	56 000 000
Mar-22	167 626 222	688 153 029	-
Apr-22	25 948 050	1 694 467 064	-
May-22	59 514 777	2 462 540 954	-
Jun-22	62 501 437	661 935 601	-
Jul-22	157 278 687	310 000	-
Aug-22	862 904 900	2 391 221	-
Sep-22	3 947 785 403	12 067 190 767	34 065 500 000
Oct-22	1 930 205 736	21 916 792 280	9 582 000 000
Nov-22	4 503 830 473	47 014 496 175	7 004 000 000
Dec-22	3 490 481 301	20 417 816 806	-
Jan-23	189 395 267	20 469 939 178	-
<b>Total</b>	<b>15 769 516 002</b>	<b>127 400 736 666</b>	<b>50 707 500 000</b>

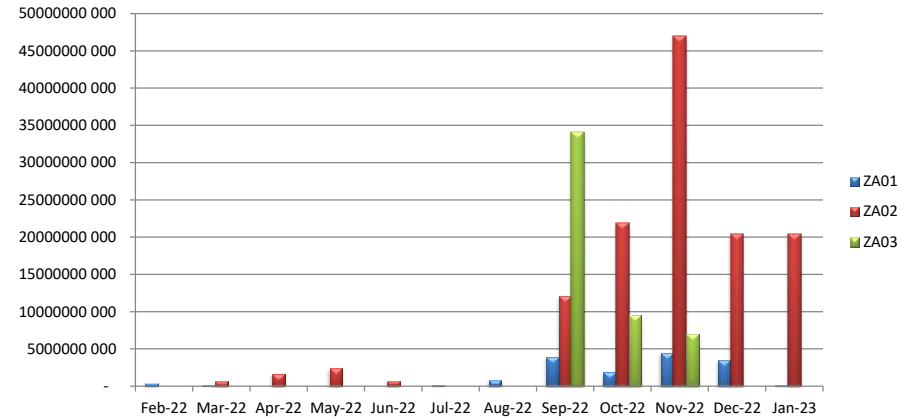
Monthly Total Order Volume Per Segment

Month	ZA01	ZA02	ZA03
Feb-22	35 177 147 538	34 768 939 144	29 989 293 962
Mar-22	52 412 863 611	50 928 813 002	34 102 687 013
Apr-22	35 322 661 528	36 538 935 076	9 770 588 567
May-22	40 340 947 112	41 771 885 449	6 423 887 507
Jun-22	41 098 271 960	36 169 560 877	6 283 326 494
Jul-22	41 982 161 443	33 506 674 898	5 892 744 007
Aug-22	39 003 417 489	31 300 836 122	11 170 159 756
Sep-22	50 536 482 942	49 654 824 828	45 066 218 040
Oct-22	47 548 942 727	58 399 928 671	21 908 745 921
Nov-22	45 884 049 417	78 368 771 490	41 474 481 738
Dec-22	33 998 451 272	44 864 769 014	39 300 364 005
Jan-23	30 772 346 159	44 431 260 774	58 451 359 555
<b>Total</b>	<b>494 077 743 198</b>	<b>540 705 199 345</b>	<b>309 833 856 565</b>

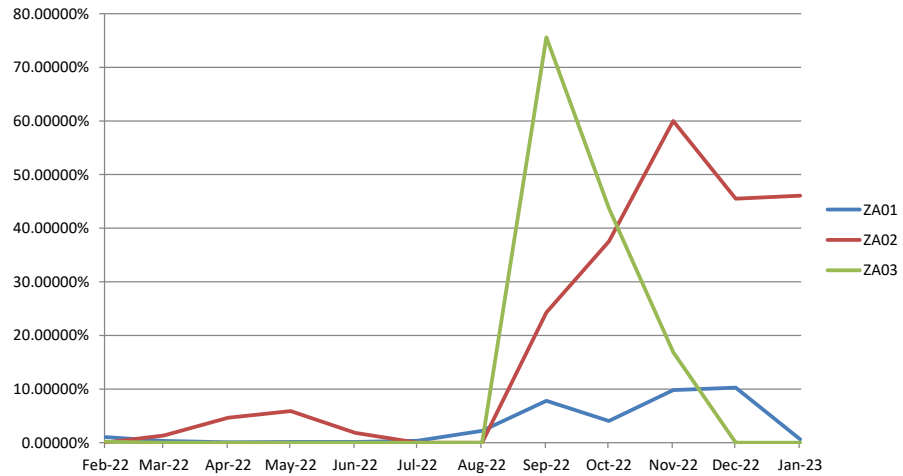
Monthly Hidden Order Volume Per Segment as a Percentage of Total Monthly Order Volume Per Segment

Month	ZA01	ZA02	ZA03
Feb-22	1.05763%	0.01353%	0.18673%
Mar-22	0.31982%	1.35121%	0.00000%
Apr-22	0.07346%	4.63743%	0.00000%
May-22	0.14753%	5.89521%	0.00000%
Jun-22	0.15208%	1.83009%	0.00000%
Jul-22	0.37463%	0.00093%	0.00000%
Aug-22	2.21238%	0.00764%	0.00000%
Sep-22	7.81175%	24.30215%	75.58988%
Oct-22	4.05941%	37.52880%	43.73596%
Nov-22	9.81568%	59.99137%	16.88749%
Dec-22	10.26659%	45.50969%	0.00000%
Jan-23	0.61547%	46.07103%	0.00000%

Monthly Hidden Order Volume Per Segment (ZAR)



Monthly Hidden Order Volume Per Segment as a Percentage of Total Monthly Order Volume Per Segment





## Hidden Order Trade Volume

### Monthly Hidden Order Trade Volume Per Segment

Month	ZA01	ZA02	ZA03
Mar-22	25 000	-	-
Aug-22	1 114 860	-	-
Sep-22	1 245 773	-	-
Oct-22	80 015	-	-
Nov-22	83 289	-	-
Dec-22	351 852	-	-
	-	-	-
	-	-	-
	-	-	-
	-	-	-
	-	-	-
	-	-	-
<b>Total</b>	<b>2 900 789.00</b>	<b>-</b>	<b>-</b>

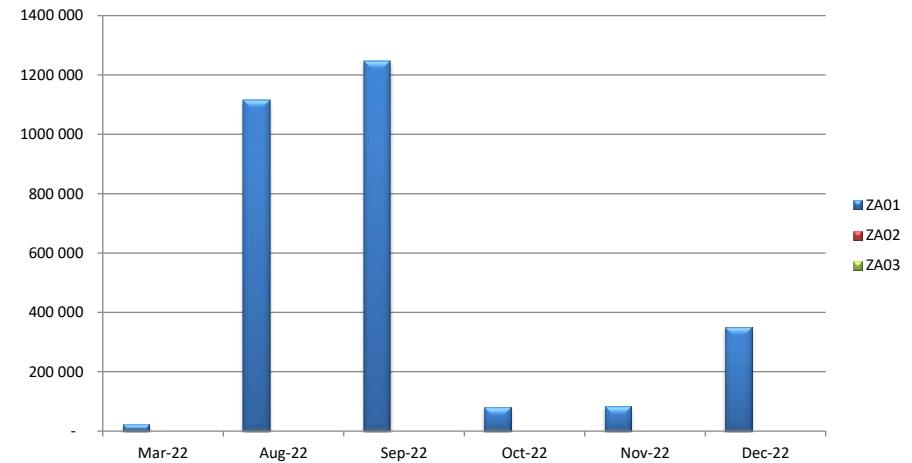
### Monthly Total Order Trade Volume Per Segment (ZAR)

Month	ZA01	ZA02	ZA03
Mar-22	7 342 358 058	7 637 493 144	798 723 344
Aug-22	4 327 568 982	5 136 543 828	1 141 520 920
Sep-22	5 701 361 464	6 659 691 312	1 158 446 564
Oct-22	4 518 092 602	5 976 412 398	999 803 014
Nov-22	4 672 812 230	5 149 072 484	1 009 121 102
Dec-22	4 028 878 690	4 181 339 026	759 248 054
	-	-	-
	-	-	-
	-	-	-
	-	-	-
	-	-	-
	-	-	-
<b>Total</b>	<b>30 591 072 026.00</b>	<b>34 740 552 192.00</b>	<b>5 866 862 998.00</b>

### Monthly Hidden Order Trade Volume Per Segment as a Percentage of Total Monthly Order Trade Volume Per

Month	ZA01	ZA02	ZA03
Mar-22	0.00034%	0.00000%	0.00000%
Aug-22	0.02576%	0.00000%	0.00000%
Sep-22	0.02185%	0.00000%	0.00000%
Oct-22	0.00177%	0.00000%	0.00000%
Nov-22	0.00178%	0.00000%	0.00000%
Dec-22	0.00873%	0.00000%	0.00000%

### Monthly Hidden Order Trade Volume Per Segment (ZAR)



### Monthly Hidden Order Trade Volume Per Segment as a Percentage of Total Monthly Order Trade Volume Per Segment

