



## Hidden Order Statistic Report Hidden Order Consideration

Hidden Order and Resultant Trade Statistics as at: March 2023

Monthly Hidden Order Consideration Per Segment (ZAR)

Month	ZA01	ZA02	ZA03
Apr-22	-	-	-
May-22	-	-	-
Jun-22	-	-	-
Jul-22	-	-	-
Aug-22	-	-	-
Sep-22	-	-	-
Oct-22	-	-	-
Nov-22	-	-	-
Dec-22	-	-	-
Jan-23	-	-	-
Feb-23	-	-	-
Mar-23	-	-	-
<b>Total</b>	-	-	-

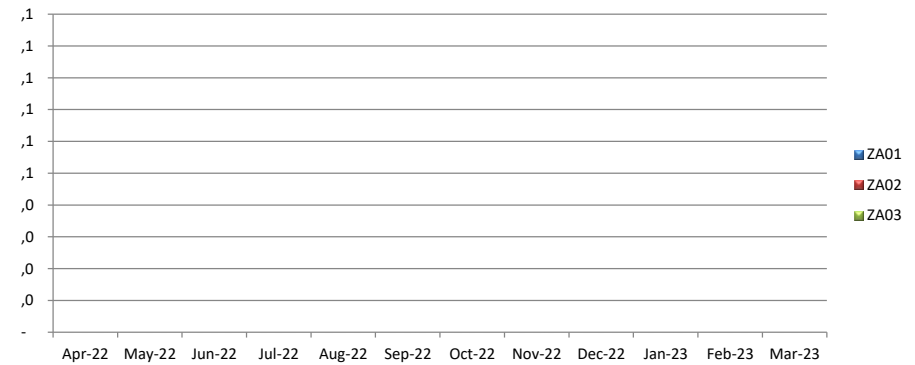
Monthly Total Order Consideration Per Segment (ZAR)

Month	ZA01	ZA02	ZA03
Apr-22	9 223 344 546 891	1 501 386 689 372	84 233 971 691
May-22	9 575 975 378 043	1 532 342 611 912	16 431 816 226
Jun-22	9 795 247 896 972	1 378 843 079 970	16 221 522 512
Jul-22	10 458 403 675 423	1 294 076 337 661	12 455 871 611
Aug-22	9 234 123 958 091	1 245 348 052 977	13 578 124 408
Sep-22	10 691 344 687 934	1 356 363 094 201	18 353 661 041
Oct-22	10 982 579 945 477	1 283 215 048 808	17 219 414 024
Nov-22	10 265 866 979 722	1 182 555 175 807	20 197 988 821
Dec-22	7 632 773 905 483	821 888 155 044	15 276 243 853
Jan-23	8 676 822 208 907	849 417 598 163	16 280 177 222
Feb-23	7 493 301 533 734	974 572 055 478	21 745 732 703
Mar-23	9 326 296 574 053	1 077 624 071 850	29 011 509 197
<b>Total</b>	<b>113 356 081 290 730</b>	<b>14 497 631 971 242</b>	<b>281 006 033 308</b>

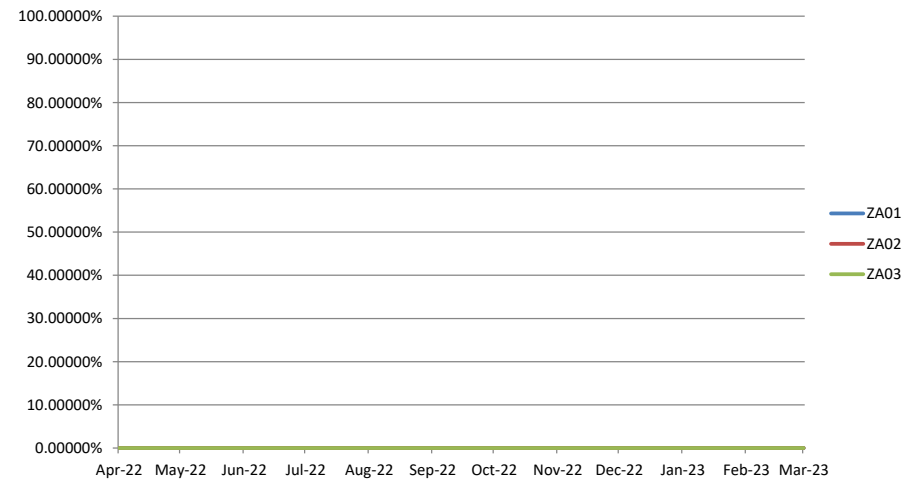
Monthly Hidden Order Consideration Per Segment as a Percentage of Total Monthly Order Consideration Per Segment

Month	ZA01	ZA02	ZA03
Apr-22	0.00000%	0.00000%	0.00000%
May-22	0.00000%	0.00000%	0.00000%
Jun-22	0.00000%	0.00000%	0.00000%
Jul-22	0.00000%	0.00000%	0.00000%
Aug-22	0.00000%	0.00000%	0.00000%
Sep-22	0.00000%	0.00000%	0.00000%
Oct-22	0.00000%	0.00000%	0.00000%
Nov-22	0.00000%	0.00000%	0.00000%
Dec-22	0.00000%	0.00000%	0.00000%
Jan-23	0.00000%	0.00000%	0.00000%
Feb-23	0.00000%	0.00000%	0.00000%
Mar-23	0.00000%	0.00000%	0.00000%
<b>Total</b>			

### Monthly Hidden Order Consideration Per Segment (ZAR)



### Monthly Hidden Order Consideration Per Segment as a Percentage of Total Monthly Order Consideration Per Segment



## Hidden Order Volume

### Monthly Hidden Order Volume Per Segment

Month	ZA01	ZA02	ZA03
Apr-22	25 948 050	1 694 467 064	-
May-22	59 514 777	2 462 540 954	-
Jun-22	62 501 437	661 935 601	-
Jul-22	157 278 687	310 000	-
Aug-22	862 904 900	2 391 221	-
Sep-22	3 947 785 403	12 067 190 767	34 065 500 000
Oct-22	1 930 205 736	21 916 792 280	9 582 000 000
Nov-22	4 503 830 473	47 014 496 175	7 004 000 000
Dec-22	3 490 481 301	20 417 816 806	-
Jan-23	189 395 267	20 469 939 178	-
Feb-23	6 011 289 945	50 943 837 019	-
Mar-23	3 347 106 843	45 008 495 889	-
<b>Total</b>	<b>24 588 242 819</b>	<b>222 660 212 954</b>	<b>50 651 500 000</b>

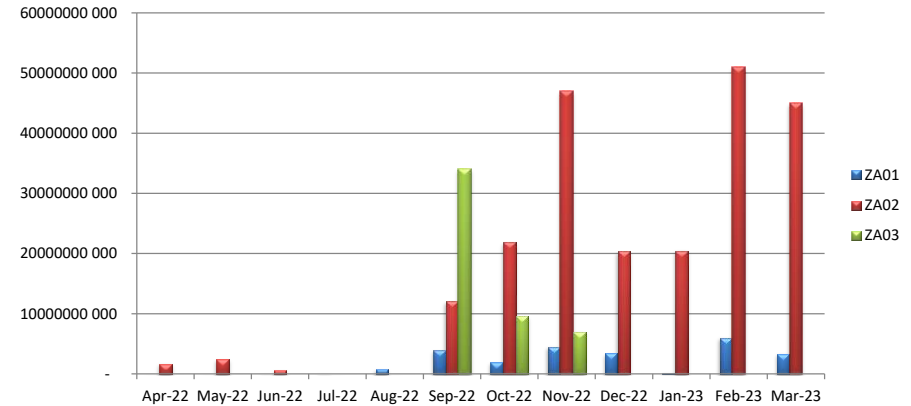
### Monthly Total Order Volume Per Segment

Month	ZA01	ZA02	ZA03
Apr-22	35 322 661 528	36 538 935 076	9 770 588 567
May-22	40 340 947 112	41 771 885 449	6 423 887 507
Jun-22	41 098 271 960	36 169 560 877	6 283 326 494
Jul-22	41 982 161 443	33 506 674 898	5 892 744 007
Aug-22	39 003 417 489	31 300 836 122	11 170 159 756
Sep-22	50 536 482 942	49 654 824 828	45 066 218 040
Oct-22	47 548 942 727	58 399 928 671	21 908 745 921
Nov-22	45 884 049 417	78 368 771 490	41 474 481 738
Dec-22	33 998 451 272	44 864 769 014	39 300 364 005
Jan-23	30 772 346 159	44 431 260 774	58 451 359 555
Feb-23	36 123 112 051	79 225 097 147	52 703 514 082
Mar-23	43 345 404 180	81 673 293 866	26 618 685 858
<b>Total</b>	<b>485 956 248 280</b>	<b>615 905 838 212</b>	<b>325 064 075 530</b>

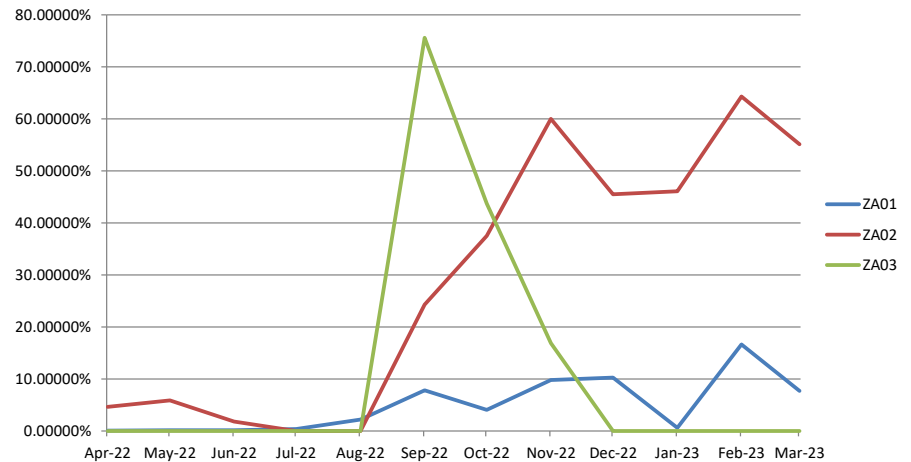
### Monthly Hidden Order Volume Per Segment as a Percentage of Total Monthly Order Volume Per Segment

Month	ZA01	ZA02	ZA03
Apr-22	0.07346%	4.63743%	0.00000%
May-22	0.14753%	5.89521%	0.00000%
Jun-22	0.15208%	1.83009%	0.00000%
Jul-22	0.37463%	0.00093%	0.00000%
Aug-22	2.21238%	0.00764%	0.00000%
Sep-22	7.81175%	24.30215%	75.58988%
Oct-22	4.05941%	37.52880%	43.73596%
Nov-22	9.81568%	59.99137%	16.88749%
Dec-22	10.26659%	45.50969%	0.00000%
Jan-23	0.61547%	46.07103%	0.00000%
Feb-23	16.64112%	64.30265%	0.00000%
Mar-23	7.72194%	55.10797%	0.00000%

### Monthly Hidden Order Volume Per Segment (ZAR)



### Monthly Hidden Order Volume Per Segment as a Percentage of Total Monthly Order Volume Per Segment



## Hidden Order Trade Consideration

**Monthly Hidden Order Trade Consideration Per Segment (ZAR)**

Month	ZA01	ZA02	ZA03
Aug-22	15 162 096	-	-
Sep-22	206 233 577	-	-
Oct-22	26 650 441	-	-
Nov-22	10 411 541	-	-
Dec-22	72 038 424	-	-
Feb-23	29 714 871	10 520 772	-
Mar-23	58 882 673	-	-
	-	-	-
	-	-	-
	-	-	-
	-	-	-
	-	-	-
<b>Total</b>	<b>419 093 623</b>	<b>10 520 772</b>	<b>-</b>

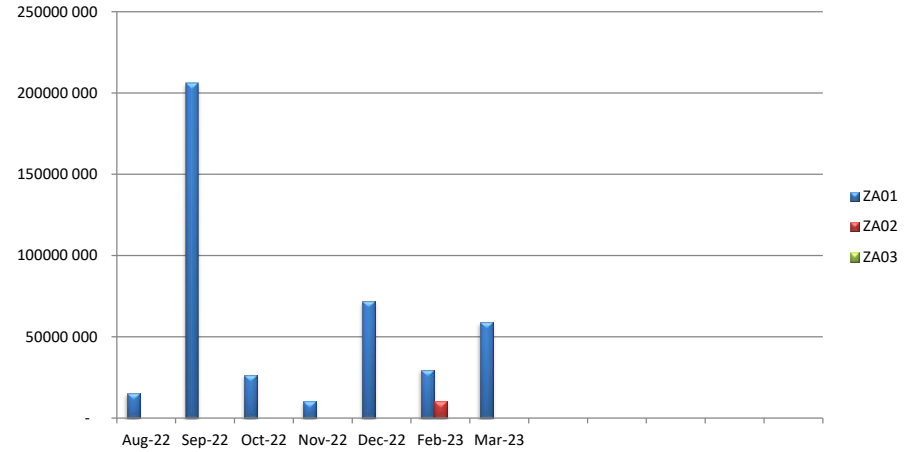
**Monthly Total Order Trade Consideration Per Segment (ZAR)**

Month	ZA01	ZA02	ZA03
Aug-22	630 665 766 238	134 029 336 735	1 415 309 588
Sep-22	831 152 595 211	174 577 527 553	2 754 457 252
Oct-22	645 081 893 495	157 093 100 816	2 209 041 865
Nov-22	744 748 101 810	138 906 356 882	2 694 425 616
Dec-22	604 828 198 588	99 420 147 349	1 880 738 778
Feb-23	633 050 900 583	145 420 153 746	2 413 359 939
Mar-23	938 996 944 643	156 710 677 340	3 072 284 144
	-	-	-
	-	-	-
	-	-	-
	-	-	-
	-	-	-
<b>Total</b>			

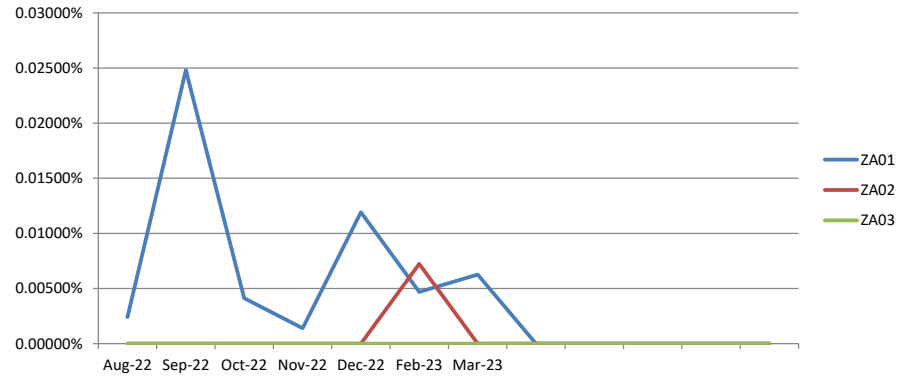
**Monthly Hidden Order Trade Consideration Per Segment as a Percentage of Total Monthly Order Trade**

Month	ZA01	ZA02	ZA03
Aug-22	0.00240%	0.00000%	0.00000%
Sep-22	0.02481%	0.00000%	0.00000%
Oct-22	0.00413%	0.00000%	0.00000%
Nov-22	0.00140%	0.00000%	0.00000%
Dec-22	0.01191%	0.00000%	0.00000%
Feb-23	0.00469%	0.00723%	0.00000%
Mar-23	0.00627%	0.00000%	0.00000%
	#DIV/0!	#DIV/0!	#DIV/0!
	#DIV/0!	#DIV/0!	#DIV/0!
	#DIV/0!	#DIV/0!	#DIV/0!
	#DIV/0!	#DIV/0!	#DIV/0!

**Monthly Hidden Order Trade Consideration Per Segment (ZAR)**



**Monthly Hidden Order Trade Consideration Per Segment as a Percentage of Total Monthly Order Trade Consideration Per Segment**



## Hidden Order Trade Volume

### Monthly Hidden Order Trade Volume Per Segment

Month	ZA01	ZA02	ZA03
Aug-22	1 114 860	-	-
Sep-22	1 245 773	-	-
Oct-22	80 015	-	-
Nov-22	83 289	-	-
Dec-22	351 852	-	-
Feb-23	707 834	75 361	-
Mar-23	295 841	-	-
	-	-	-
	-	-	-
	-	-	-
	-	-	-
	-	-	-
<b>Total</b>	<b>3 879 464.00</b>	<b>75 361.00</b>	<b>-</b>

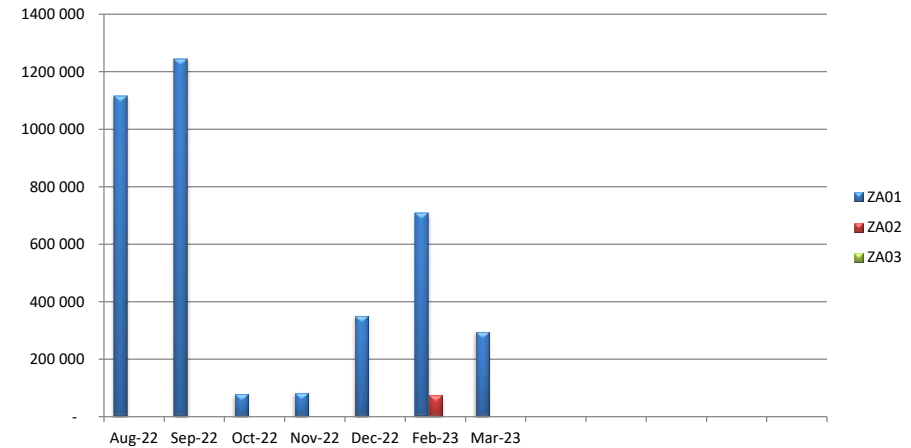
### Monthly Total Order Trade Volume Per Segment (ZAR)

Month	ZA01	ZA02	ZA03
Aug-22	4 327 568 982	5 136 543 828	1 141 520 920
Sep-22	5 701 361 464	6 659 691 312	1 158 446 564
Oct-22	4 518 092 602	5 976 412 398	999 803 014
Nov-22	4 672 812 230	5 149 072 484	1 009 121 102
Dec-22	4 028 878 690	4 181 339 026	759 248 054
Feb-23	3 931 496 358	5 599 467 046	1 226 266 580
Mar-23	6 134 112 670	6 941 989 040	833 464 446
	-	-	-
	-	-	-
	-	-	-
	-	-	-
	-	-	-
<b>Total</b>	<b>33 314 322 996.00</b>	<b>39 644 515 134.00</b>	<b>7 127 870 680.00</b>

### Monthly Hidden Order Trade Volume Per Segment as a Percentage of Total Monthly Order Trade Volume Per

Month	ZA01	ZA02	ZA03
Aug-22	0.02576%	0.00000%	0.00000%
Sep-22	0.02185%	0.00000%	0.00000%
Oct-22	0.00177%	0.00000%	0.00000%
Nov-22	0.00178%	0.00000%	0.00000%
Dec-22	0.00873%	0.00000%	0.00000%
Feb-23	0.01800%	0.00135%	0.00000%
Mar-23	0.00482%	0.00000%	0.00000%
	#DIV/0!	#DIV/0!	#DIV/0!
	#DIV/0!	#DIV/0!	#DIV/0!
	#DIV/0!	#DIV/0!	#DIV/0!
	#DIV/0!	#DIV/0!	#DIV/0!

### Monthly Hidden Order Trade Volume Per Segment (ZAR)



### Monthly Hidden Order Trade Volume Per Segment as a Percentage of Total Monthly Order Trade Volume Per Segment

