



### Hidden Order Statistic Report Hidden Order Consideration

Hidden Order and Resultant Trade Statistics as at:

Monthly Hidden Order Consideration Per Segment (ZAR)

Month	ZA01	ZA02	ZA03
Oct-22	-	-	-
Nov-22	-	-	-
Dec-22	-	-	-
Jan-23	-	-	-
Feb-23	-	-	-
Mar-23	-	-	-
Apr-23	-	-	-
May-23	-	-	-
Jun-23	-	-	-
Jul-23	-	-	-
Aug-23	-	-	-
<b>Total</b>	-	-	-


Monthly Total Order Consideration Per Segment (ZAR)

Month	ZA01	ZA02	ZA03
Oct-22	10 982 579 945 477	1 283 215 048 808	17 219 414 024
Nov-22	10 265 866 979 722	1 182 555 175 807	20 197 988 821
Dec-22	7 632 773 905 483	821 888 155 044	15 276 243 853
Jan-23	8 676 822 208 907	849 417 598 163	16 280 177 222
Feb-23	7 493 301 533 734	974 572 055 478	21 745 732 703
Mar-23	9 326 296 574 053	1 077 624 071 850	29 011 509 197
Apr-23	6 325 487 356 900	738 089 281 992	12 709 900 278
May-23	9 000 637 905 602	940 138 952 583	19 919 066 148
Jun-23	7 818 669 343 719	815 546 024 737	20 277 060 887
Jul-23	6 163 688 389 193	701 929 051 374	18 314 924 651
Aug-23	6 405 494 801 935	787 567 411 263	33 061 522 643
<b>Total</b>	<b>90 091 618 944 724</b>	<b>10 172 542 827 099</b>	<b>224 013 540 426</b>

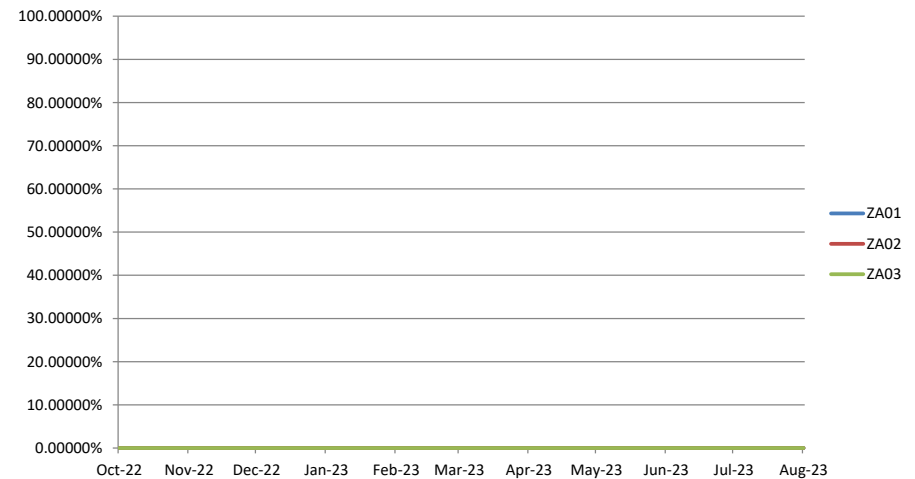
Monthly Hidden Order Consideration Per Segment as a Percentage of Total Monthly Order Consideration Per Segment

Month	ZA01	ZA02	ZA03
Oct-22	0.00000%	0.00000%	0.00000%
Nov-22	0.00000%	0.00000%	0.00000%
Dec-22	0.00000%	0.00000%	0.00000%
Jan-23	0.00000%	0.00000%	0.00000%
Feb-23	0.00000%	0.00000%	0.00000%
Mar-23	0.00000%	0.00000%	0.00000%
Apr-23	0.00000%	0.00000%	0.00000%
May-23	0.00000%	0.00000%	0.00000%
Jun-23	0.00000%	0.00000%	0.00000%
Jul-23	0.00000%	0.00000%	0.00000%
Aug-23	0.00000%	0.00000%	0.00000%
<b>Total</b>	<b>#DIV/0!</b>	<b>#DIV/0!</b>	<b>#DIV/0!</b>

Monthly Hidden Order Consideration Per Segment (ZAR)



Monthly Hidden Order Consideration Per Segment as a Percentage of Total Monthly Order Consideration Per Segment



## Hidden Order Volume

### Monthly Hidden Order Volume Per Segment

Month	ZA01	ZA02	ZA03
Oct-22	1 930 205 736	21 916 792 280	9 582 000 000
Nov-22	4 503 830 473	47 014 496 175	7 004 000 000
Dec-22	3 490 481 301	20 417 816 806	-
Jan-23	189 395 267	20 469 939 178	-
Feb-23	6 011 289 945	50 943 837 019	-
Mar-23	3 347 106 843	45 008 495 889	-
Apr-23	1 165 828 607	6 228 422 661	-
May-23	723 051 884	31 548 222 311	-
Jun-23	1 451 013 688	12 524 650 887	1 521 261 533
Jul-23	4 808 245 503	54 554 280 838	210 800 000
Aug-23	4 852 485 289	135 346 487 623	81 307 234 378
	-	-	-
<b>Total</b>	<b>32 472 934 536</b>	<b>445 973 441 667</b>	<b>99 625 295 911</b>

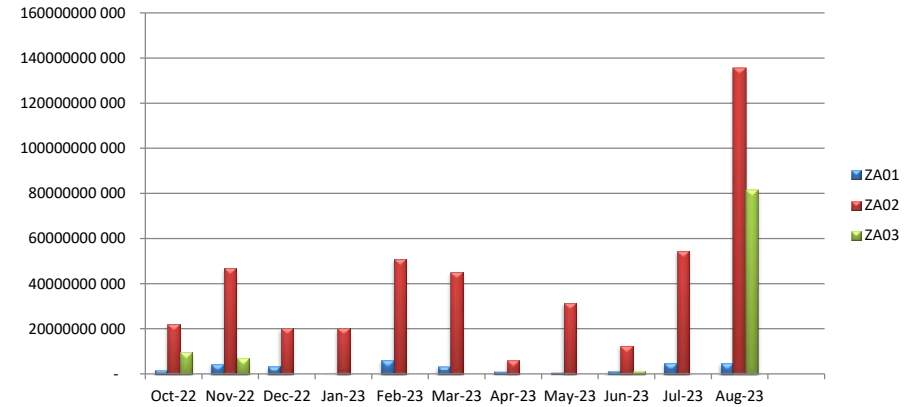
### Monthly Total Order Volume Per Segment

Month	ZA01	ZA02	ZA03
Oct-22	47 548 942 727	58 399 928 671	21 908 745 921
Nov-22	45 884 049 417	78 368 771 490	41 474 481 738
Dec-22	33 998 451 272	44 864 769 014	39 300 364 005
Jan-23	30 772 346 159	44 431 260 774	58 451 359 555
Feb-23	36 123 112 051	79 225 097 147	52 703 514 082
Mar-23	43 345 404 180	81 673 293 866	26 618 685 858
Apr-23	25 727 781 336	30 830 238 674	6 664 000 487
May-23	31 372 278 845	63 554 281 108	7 524 467 317
Jun-23	29 969 048 505	42 486 685 867	11 344 181 928
Jul-23	29 979 258 847	79 472 357 412	9 260 469 406
Aug-23	33 688 771 472	162 408 310 782	97 776 337 383
	-	-	-
<b>Total</b>	<b>388 409 444 811</b>	<b>765 714 994 805</b>	<b>373 026 607 680</b>

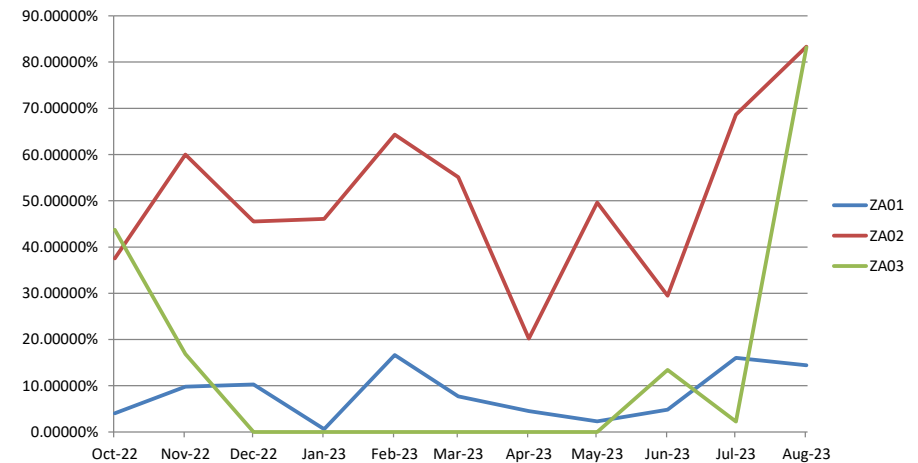
### Monthly Hidden Order Volume Per Segment as a Percentage of Total Monthly Order Volume Per Segment

Month	ZA01	ZA02	ZA03
Oct-22	4.05941%	37.52880%	43.73596%
Nov-22	9.81568%	59.99137%	16.88749%
Dec-22	10.26659%	45.50969%	0.00000%
Jan-23	0.61547%	46.07103%	0.00000%
Feb-23	16.64112%	64.30265%	0.00000%
Mar-23	7.72194%	55.10797%	0.00000%
Apr-23	4.53140%	20.20232%	0.00000%
May-23	2.30475%	49.63981%	0.00000%
Jun-23	4.84171%	29.47900%	13.41006%
Jul-23	16.03857%	68.64561%	2.27634%
Aug-23	14.40387%	83.33717%	83.15635%
	#DIV/0!	#DIV/0!	#DIV/0!

### Monthly Hidden Order Volume Per Segment (ZAR)



### Monthly Hidden Order Volume Per Segment as a Percentage of Total Monthly Order Volume Per Segment



### Hidden Order Trade Consideration

Monthly Hidden Order Trade Consideration Per Segment (ZAR)

Month	ZA01	ZA02	ZA03
Oct-22	26 650 441	-	-
Nov-22	10 411 541	-	-
Dec-22	72 038 424	-	-
Feb-23	29 714 871	10 520 772	-
Mar-23	58 882 673	-	-
Apr-23	24 990 061	-	-
May-23	68 482 782	-	-
Jun-23	70 278 137	14 268 972	-
Jul-23	13 667 000	23 088 073	-
Aug-23	178 123 149	-	-
	-	-	-
	-	-	-
<b>Total</b>	<b>553 239 080</b>	<b>47 877 817</b>	<b>-</b>

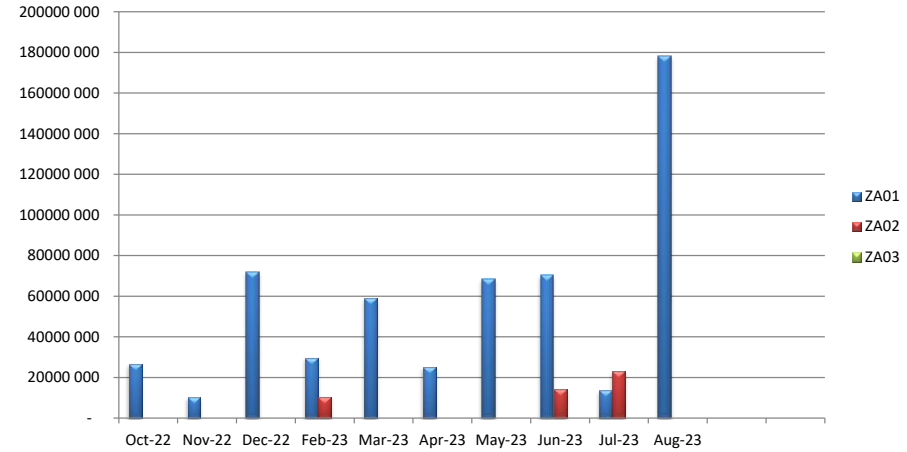
Monthly Total Order Trade Consideration Per Segment (ZAR)

Month	ZA01	ZA02	ZA03
Oct-22	645 081 893 495	157 093 100 816	2 209 041 865
Nov-22	744 748 101 810	138 906 356 882	2 694 425 616
Dec-22	604 828 198 588	99 420 147 349	1 880 738 778
Feb-23	633 050 900 583	145 420 153 746	2 413 359 939
Mar-23	938 996 944 643	156 710 677 340	3 072 284 144
Apr-23	561 872 776 295	91 787 080 295	1 493 305 542
May-23	782 949 399 630	140 253 041 066	2 732 215 333
Jun-23	884 834 723 529	128 295 208 750	2 156 322 069
Jul-23	578 208 746 674	94 506 215 659	2 188 996 383
Aug-23	671 118 563 651	117 743 400 492	2 080 142 587
	-	-	-
	-	-	-
<b>Total</b>			

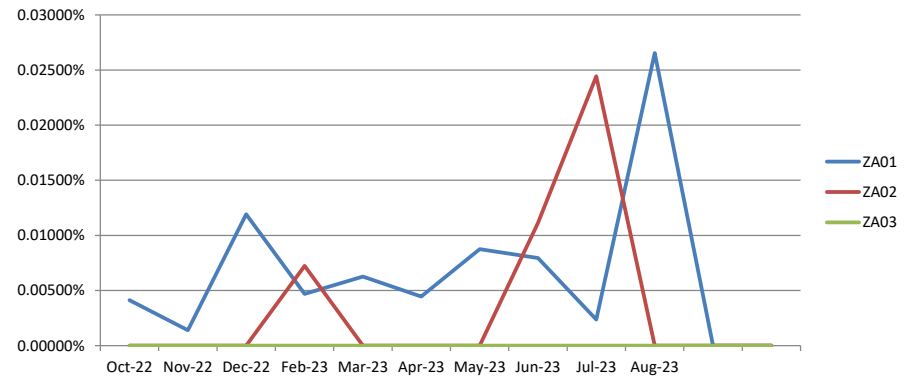
Monthly Hidden Order Trade Consideration Per Segment as a Percentage of Total Monthly Order Trade

Month	ZA01	ZA02	ZA03
Oct-22	0.00413%	0.00000%	0.00000%
Nov-22	0.00140%	0.00000%	0.00000%
Dec-22	0.01191%	0.00000%	0.00000%
Feb-23	0.00469%	0.00723%	0.00000%
Mar-23	0.00627%	0.00000%	0.00000%
Apr-23	0.00445%	0.00000%	0.00000%
May-23	0.00875%	0.00000%	0.00000%
Jun-23	0.00794%	0.01112%	0.00000%
Jul-23	0.00236%	0.02443%	0.00000%
Aug-23	0.02654%	0.00000%	0.00000%
	#DIV/0!	#DIV/0!	#DIV/0!

Monthly Hidden Order Trade Consideration Per Segment (ZAR)



Monthly Hidden Order Trade Consideration Per Segment as a Percentage of Total Monthly Order Trade Consideration Per Segment



## Hidden Order Trade Volume

Monthly Hidden Order Trade Volume Per Segment

Month	ZA01	ZA02	ZA03
Oct-22	80 015	-	-
Nov-22	83 289	-	-
Dec-22	351 852	-	-
Feb-23	707 834	75 361	-
Mar-23	295 841	-	-
Apr-23	196 656	-	-
May-23	466 903	-	-
Jun-23	550 948	713 627	-
Jul-23	200 000	415 194	-
Aug-23	1 406 466	-	-
	-	-	-
	-	-	-
<b>Total</b>	<b>4 339 804.00</b>	<b>1 204 182.00</b>	<b>-</b>

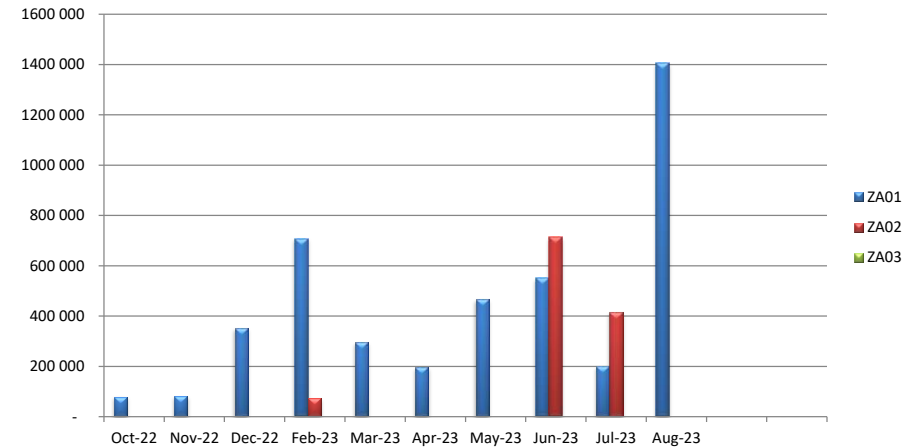
Monthly Total Order Trade Volume Per Segment (ZAR)

Month	ZA01	ZA02	ZA03
Oct-22	4 518 092 602	5 976 412 398	999 803 014
Nov-22	4 672 812 230	5 149 072 484	1 009 121 102
Dec-22	4 028 878 690	4 181 339 026	759 248 054
Feb-23	3 931 496 358	5 599 467 046	1 226 266 580
Mar-23	6 134 112 670	6 941 989 040	833 464 446
Apr-23	3 501 471 124	4 274 723 286	623 170 400
May-23	4 853 053 388	6 495 779 764	863 358 602
Jun-23	5 205 462 374	5 792 776 246	1 054 632 360
Jul-23	3 764 878 152	4 100 559 286	882 666 446
Aug-23	4 660 395 096	4 379 991 940	1 057 626 122
	-	-	-
	-	-	-
<b>Total</b>	<b>45 270 652 684.00</b>	<b>52 892 110 516.00</b>	<b>9 309 357 126.00</b>

Monthly Hidden Order Trade Volume Per Segment as a Percentage of Total Monthly Order Trade Volume Per Segment

Month	ZA01	ZA02	ZA03
Oct-22	0.00177%	0.00000%	0.00000%
Nov-22	0.00178%	0.00000%	0.00000%
Dec-22	0.00873%	0.00000%	0.00000%
Feb-23	0.01800%	0.00135%	0.00000%
Mar-23	0.00482%	0.00000%	0.00000%
Apr-23	0.00562%	0.00000%	0.00000%
May-23	0.00962%	0.00000%	0.00000%
Jun-23	0.01058%	0.01232%	0.00000%
Jul-23	0.00531%	0.01013%	0.00000%
Aug-23	0.03018%	0.00000%	0.00000%
	#DIV/0!	#DIV/0!	#DIV/0!

Monthly Hidden Order Trade Volume Per Segment (ZAR)



Monthly Hidden Order Trade Volume Per Segment as a Percentage of Total Monthly Order Trade Volume Per Segment

