



Hidden Order Statistic Report Hidden Order Consideration

Hidden Order and Resultant Trade Statistics as at: October 2023
Monthly Hidden Order Consideration Per Segment (ZAR)

Month	ZA01	ZA02	ZA03
Nov-22	-	-	-
Dec-22	-	-	-
Jan-23	-	-	-
Feb-23	-	-	-
Mar-23	-	-	-
Apr-23	-	-	-
May-23	-	-	-
Jun-23	-	-	-
Jul-23	-	-	-
Aug-23	-	-	-
Sep-23	-	-	-
Oct-23	-	-	-
Total	-	-	-


Monthly Total Order Consideration Per Segment (ZAR)

Month	ZA01	ZA02	ZA03
Nov-22	10 265 866 979 722	1 182 555 175 807	20 197 988 821
Dec-22	7 632 773 905 483	821 888 155 044	15 276 243 853
Jan-23	8 676 822 208 907	849 417 598 163	16 280 177 222
Feb-23	7 493 301 533 734	974 572 055 478	21 745 732 703
Mar-23	9 326 296 574 053	1 077 624 071 850	29 011 509 197
Apr-23	6 325 487 356 900	738 089 281 992	12 709 900 278
May-23	9 000 637 905 602	940 138 952 583	19 919 066 148
Jun-23	7 818 669 343 719	815 546 024 737	20 277 060 887
Jul-23	6 163 688 389 193	701 929 051 374	18 314 924 651
Aug-23	6 405 494 801 935	787 567 411 263	33 061 522 643
Sep-23	5 271 508 446 942	771 290 459 594	17 937 382 452
Oct-23	5 919 431 761 911	770 172 342 923	19 110 483 736
Total	90 299 979 208 099	10 430 790 580 807	243 841 992 590

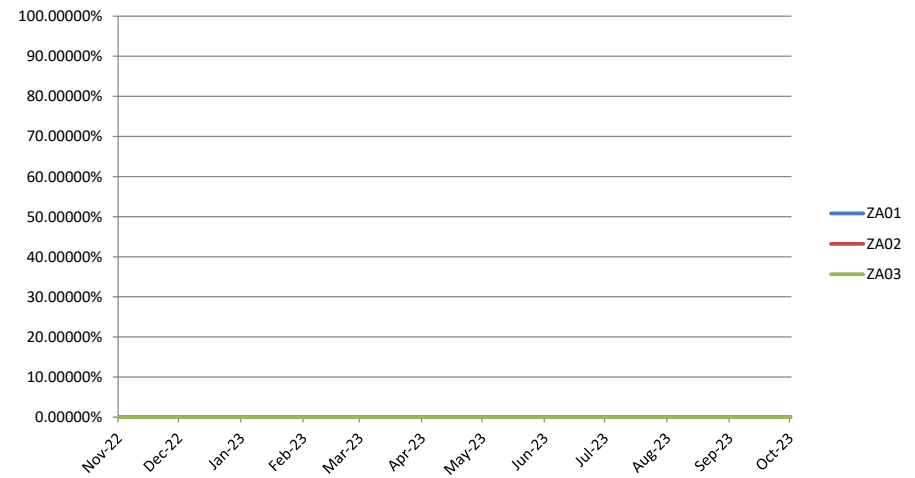
Monthly Hidden Order Consideration Per Segment as a Percentage of Total Monthly Order Consideration Per Segment

Month	ZA01	ZA02	ZA03
Nov-22	0.00000%	0.00000%	0.00000%
Dec-22	0.00000%	0.00000%	0.00000%
Jan-23	0.00000%	0.00000%	0.00000%
Feb-23	0.00000%	0.00000%	0.00000%
Mar-23	0.00000%	0.00000%	0.00000%
Apr-23	0.00000%	0.00000%	0.00000%
May-23	0.00000%	0.00000%	0.00000%
Jun-23	0.00000%	0.00000%	0.00000%
Jul-23	0.00000%	0.00000%	0.00000%
Aug-23	0.00000%	0.00000%	0.00000%
Sep-23	0.00000%	0.00000%	0.00000%
Oct-23	0.00000%	0.00000%	0.00000%
Total			

Monthly Hidden Order Consideration Per Segment (ZAR)



Monthly Hidden Order Consideration Per Segment as a Percentage of Total Monthly Order Consideration Per Segment



Hidden Order Volume

Monthly Hidden Order Volume Per Segment

Month	ZA01	ZA02	ZA03
Nov-22	4 503 830 473	47 014 496 175	7 004 000 000
Dec-22	3 490 481 301	20 417 816 806	-
Jan-23	189 395 267	20 469 939 178	-
Feb-23	6 011 289 945	50 943 837 019	-
Mar-23	3 347 106 843	45 008 495 889	-
Apr-23	1 165 828 607	6 228 422 661	-
May-23	723 051 884	31 548 222 311	-
Jun-23	1 451 013 688	12 524 650 887	1 521 261 533
Jul-23	4 808 245 503	54 554 280 838	210 800 000
Aug-23	4 852 485 289	135 346 487 623	81 307 234 378
Sep-23	1 679 831 931	38 264 999 765	16 509 628 884
Oct-23	1 553 894 690	35 870 354 813	-
Total	33 776 455 421	498 192 003 965	106 552 924 795

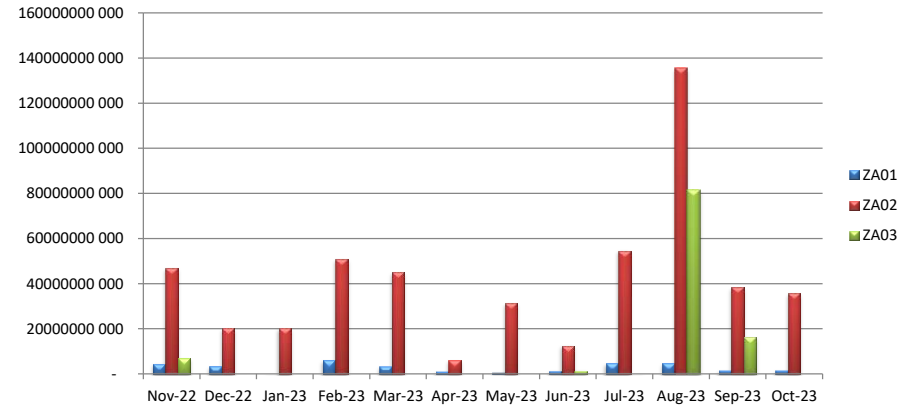
Monthly Total Order Volume Per Segment

Month	ZA01	ZA02	ZA03
Nov-22	45 884 049 417	78 368 771 490	41 474 481 738
Dec-22	33 998 451 272	44 864 769 014	39 300 364 005
Jan-23	30 772 346 159	44 431 260 774	58 451 359 555
Feb-23	36 123 112 051	79 225 097 147	52 703 514 082
Mar-23	43 345 404 180	81 673 293 866	26 618 685 858
Apr-23	25 727 781 336	30 830 238 674	6 664 000 487
May-23	31 372 278 845	63 554 281 108	7 524 467 317
Jun-23	29 969 048 505	42 486 685 867	11 344 181 928
Jul-23	29 979 258 847	79 472 357 412	9 260 469 406
Aug-23	33 688 771 472	162 408 310 782	97 776 337 383
Sep-23	28 048 555 253	69 617 151 765	27 074 071 066
Oct-23	30 498 424 819	65 836 710 271	10 536 916 059
Total	399 407 482 156	842 768 928 170	388 728 848 884

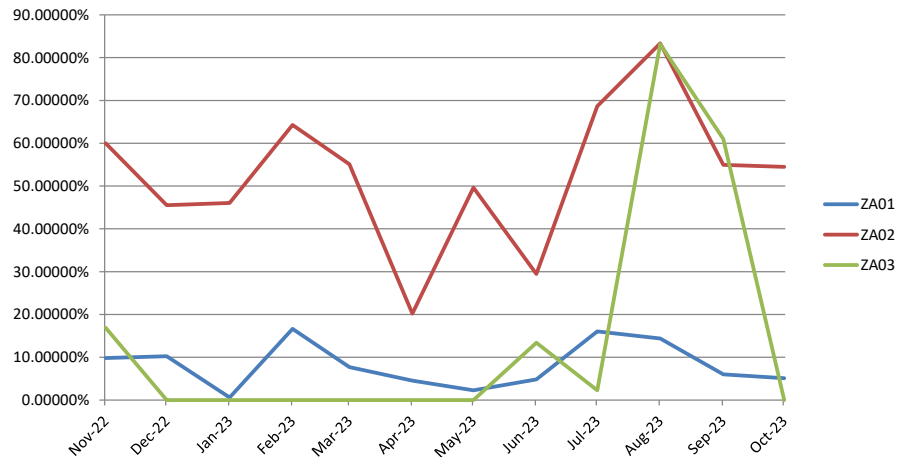
Monthly Hidden Order Volume Per Segment as a Percentage of Total Monthly Order Volume Per Segment

Month	ZA01	ZA02	ZA03
Nov-22	9.81568%	59.99137%	16.88749%
Dec-22	10.26659%	45.50969%	0.00000%
Jan-23	0.61547%	46.07103%	0.00000%
Feb-23	16.64112%	64.30265%	0.00000%
Mar-23	7.72194%	55.10797%	0.00000%
Apr-23	4.53140%	20.20232%	0.00000%
May-23	2.30475%	49.63981%	0.00000%
Jun-23	4.84171%	29.47900%	13.41006%
Jul-23	16.03857%	68.64561%	2.27634%
Aug-23	14.40387%	83.33717%	83.15635%
Sep-23	5.98901%	54.96490%	60.97948%
Oct-23	5.09500%	54.48382%	0.00000%

Monthly Hidden Order Volume Per Segment (ZAR)



Monthly Hidden Order Volume Per Segment as a Percentage of Total Monthly Order Volume Per Segment



Hidden Order Trade Consideration

Monthly Hidden Order Trade Consideration Per Segment (ZAR)

Month	ZA01	ZA02	ZA03
Nov-22	10 411 541	-	-
Dec-22	72 038 424	-	-
Feb-23	29 714 871	10 520 772	-
Mar-23	58 882 673	-	-
Apr-23	24 990 061	-	-
May-23	68 482 782	-	-
Jun-23	70 278 137	14 268 972	-
Jul-23	13 667 000	23 088 073	-
Aug-23	178 123 149	-	-
Sep-23	65 849 333	-	-
Oct-23	50 186 988	-	-
Total	642 624 961	47 877 817	-

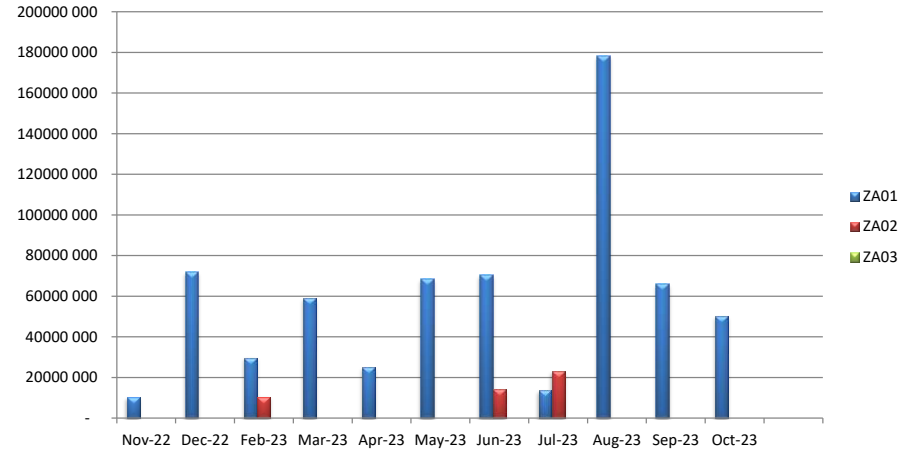
Monthly Total Order Trade Consideration Per Segment (ZAR)

Month	ZA01	ZA02	ZA03
Nov-22	744 748 101 810	138 906 356 882	2 694 425 616
Dec-22	604 828 198 588	99 420 147 349	1 880 738 778
Feb-23	633 050 900 583	145 420 153 746	2 413 359 939
Mar-23	938 996 944 643	156 710 677 340	3 072 284 144
Apr-23	561 872 776 295	91 787 080 295	1 493 305 542
May-23	782 949 399 630	140 253 041 066	2 732 215 333
Jun-23	884 834 723 529	128 295 208 750	2 156 322 069
Jul-23	578 208 746 674	94 506 215 659	2 188 996 383
Aug-23	671 118 563 651	117 743 400 492	2 080 142 587
Sep-23	630 379 482 289	122 293 525 534	1 952 949 782
Oct-23	527 195 922 342	102 265 692 933	1 653 104 067
Total	-	-	-

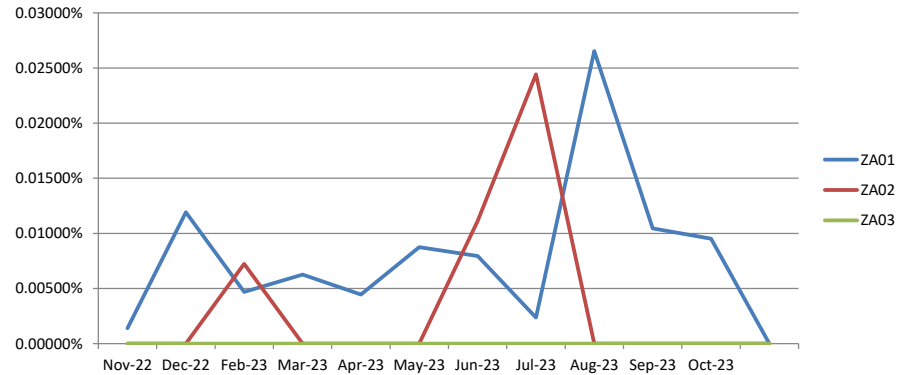
Monthly Hidden Order Trade Consideration Per Segment as a Percentage of Total Monthly Order Trade

Month	ZA01	ZA02	ZA03
Nov-22	0.00140%	0.00000%	0.00000%
Dec-22	0.01191%	0.00000%	0.00000%
Feb-23	0.00469%	0.00723%	0.00000%
Mar-23	0.00627%	0.00000%	0.00000%
Apr-23	0.00445%	0.00000%	0.00000%
May-23	0.00875%	0.00000%	0.00000%
Jun-23	0.00794%	0.01112%	0.00000%
Jul-23	0.00236%	0.02443%	0.00000%
Aug-23	0.02654%	0.00000%	0.00000%
Sep-23	0.01045%	0.00000%	0.00000%
Oct-23	0.00952%	0.00000%	0.00000%

Monthly Hidden Order Trade Consideration Per Segment (ZAR)



Monthly Hidden Order Trade Consideration Per Segment as a Percentage of Total Monthly Order Trade Consideration Per Segment



Hidden Order Trade Volume

Monthly Hidden Order Trade Volume Per Segment

Month	ZA01	ZA02	ZA03
Nov-22	83 289	-	-
Dec-22	351 852	-	-
Feb-23	707 834	75 361	-
Mar-23	295 841	-	-
Apr-23	196 656	-	-
May-23	466 903	-	-
Jun-23	550 948	713 627	-
Jul-23	200 000	415 194	-
Aug-23	1 406 466	-	-
Sep-23	713 822	-	-
Oct-23	648 995	-	-
Total	5 622 606.00	1 204 182.00	-

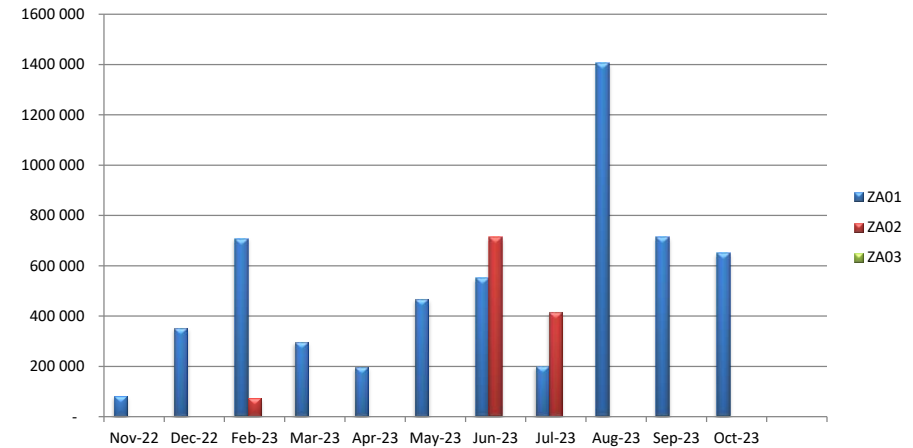
Monthly Total Order Trade Volume Per Segment (ZAR)

Month	ZA01	ZA02	ZA03
Nov-22	4 672 812 230	5 149 072 484	1 009 121 102
Dec-22	4 028 878 690	4 181 339 026	759 248 054
Feb-23	3 931 496 358	5 599 467 046	1 226 266 580
Mar-23	6 134 112 670	6 941 989 040	833 464 446
Apr-23	3 501 471 124	4 274 723 286	623 170 400
May-23	4 853 053 388	6 495 779 764	863 358 602
Jun-23	5 205 462 374	5 792 776 246	1 054 632 360
Jul-23	3 764 878 152	4 100 559 286	882 666 446
Aug-23	4 660 395 096	4 379 991 940	1 057 626 122
Sep-23	4 883 530 916	5 078 967 158	895 268 022
Oct-23	4 706 506 206	4 221 666 408	808 662 074
Total	50 342 597 204.00	56 216 331 684.00	10 013 484 208.00

Monthly Hidden Order Trade Volume Per Segment as a Percentage of Total Monthly Order Trade Volume Per Segment

Month	ZA01	ZA02	ZA03
Nov-22	0.00178%	0.00000%	0.00000%
Dec-22	0.00873%	0.00000%	0.00000%
Feb-23	0.01800%	0.00135%	0.00000%
Mar-23	0.00482%	0.00000%	0.00000%
Apr-23	0.00562%	0.00000%	0.00000%
May-23	0.00962%	0.00000%	0.00000%
Jun-23	0.01058%	0.01232%	0.00000%
Jul-23	0.00531%	0.01013%	0.00000%
Aug-23	0.03018%	0.00000%	0.00000%
Sep-23	0.01462%	0.00000%	0.00000%
Oct-23	0.01379%	0.00000%	0.00000%

Monthly Hidden Order Trade Volume Per Segment (ZAR)



Monthly Hidden Order Trade Volume Per Segment as a Percentage of Total Monthly Order Trade Volume Per Segment

