



**Hidden Order Statistic Report
Hidden Order Consideration**

Hidden Order and Resultant Trade Statistics as at: September 2021
Monthly Hidden Order Consideration Per Segment (ZAR)

Month	ZA01	ZA02	ZA03
Oct-20	-	-	-
Nov-20	-	-	-
Dec-20	-	-	-
Jan-21	-	-	-
Feb-21	-	-	-
Mar-21	-	-	-
Apr-21	-	-	-
May-21	-	-	-
Jun-21	-	-	-
Jul-21	-	-	-
Aug-21	-	-	-
Sep-21	-	-	-
Total	-	-	-

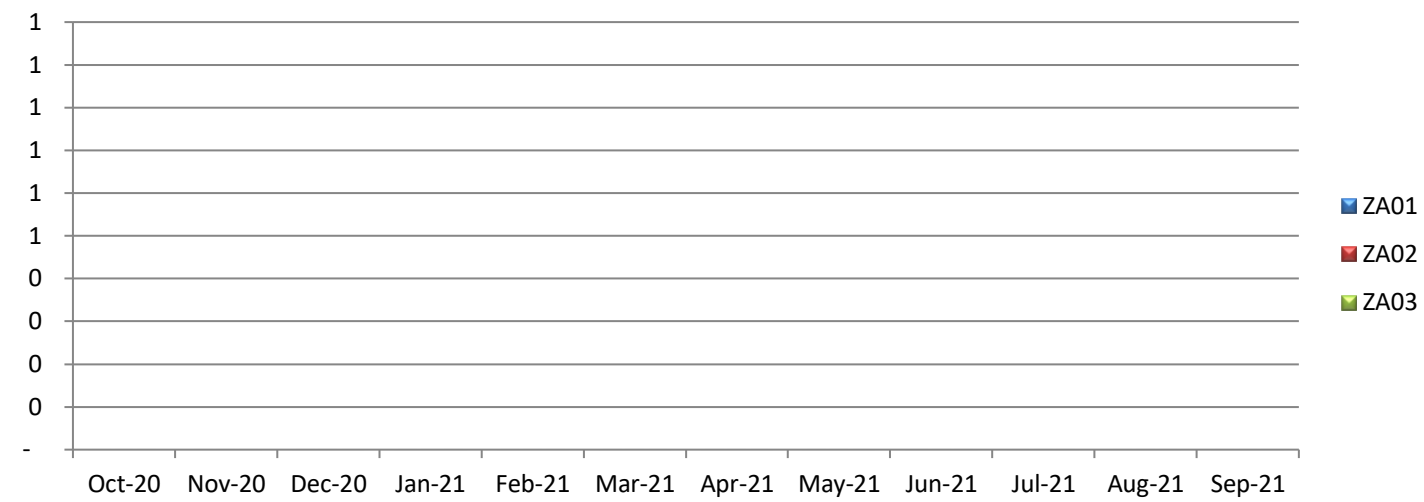
Monthly Total Order Consideration Per Segment (ZAR)

Month	ZA01	ZA02	ZA03
Oct-20	7 222 265 330 768	1 314 055 022 028	35 685 967 569
Nov-20	8 693 149 930 351	1 576 148 710 110	19 677 825 749
Dec-20	5 507 251 596 882	1 091 834 711 641	25 229 780 549
Jan-21	6 682 650 478 461	964 568 676 405	368 679 965 253
Feb-21	7 546 176 239 586	1 266 249 568 205	846 216 365 567
Mar-21	9 432 362 111 293	1 490 978 042 642	37 164 258 517
Apr-21	7 328 815 221 249	1 035 100 256 124	20 738 618 865
May-21	9 378 623 079 766	1 452 670 954 348	18 785 507 109
Jun-21	7 124 105 829 289	1 321 313 202 919	31 951 876 660
Jul-21	8 090 980 573 484	1 227 227 342 535	31 582 470 414
Aug-21	8 329 660 229 716	1 122 775 324 067	36 354 968 543
Sep-21	7 960 569 214 071	1 347 054 781 039	55 303 311 362
Total	93 296 609 834 915	15 209 976 592 062	1 527 370 916 158


Monthly Hidden Order Consideration Per Segment as a Percentage of Total Monthly Order Consideration Per Segment

Month	ZA01	ZA02	ZA03
Oct-20	0.00000%	0.00000%	0.00000%
Nov-20	0.00000%	0.00000%	0.00000%
Dec-20	0.00000%	0.00000%	0.00000%
Jan-21	0.00000%	0.00000%	0.00000%
Feb-21	0.00000%	0.00000%	0.00000%
Mar-21	0.00000%	0.00000%	0.00000%
Apr-21	0.00000%	0.00000%	0.00000%
May-21	0.00000%	0.00000%	0.00000%
Jun-21	0.00000%	0.00000%	0.00000%
Jul-21	0.00000%	0.00000%	0.00000%
Aug-21	0.00000%	0.00000%	0.00000%
Sep-21	0.00000%	0.00000%	0.00000%
Total			

Monthly Hidden Order Consideration Per Segment (ZAR)



Monthly Hidden Order Consideration Per Segment as a Percentage of Total Monthly Order Consideration Per Segment



Hidden Order Volume

Monthly Hidden Order Volume Per Segment

Month	ZA01	ZA02	ZA03
Oct-20	300 000	1 800 000	-
Nov-20	1 583 213	5 855 774	-
Dec-20	4 578 281	2 794 529	-
Jan-21	32 153 605	280 000	-
Feb-21	20 548 142	4 300 000	-
Mar-21	3 814 806	15 095 587	-
Apr-21	5 399 219	4 200 000	-
May-21	37 127 814	14 824 660	-
Jun-21	13 216 638	89 196 029	-
Jul-21	72 967 703	49 727 045	-
Aug-21	245 238 621	18 916 182	-
Sep-21	26 607 973	254 861 853	-
Total	463 536 015	461 851 659	-

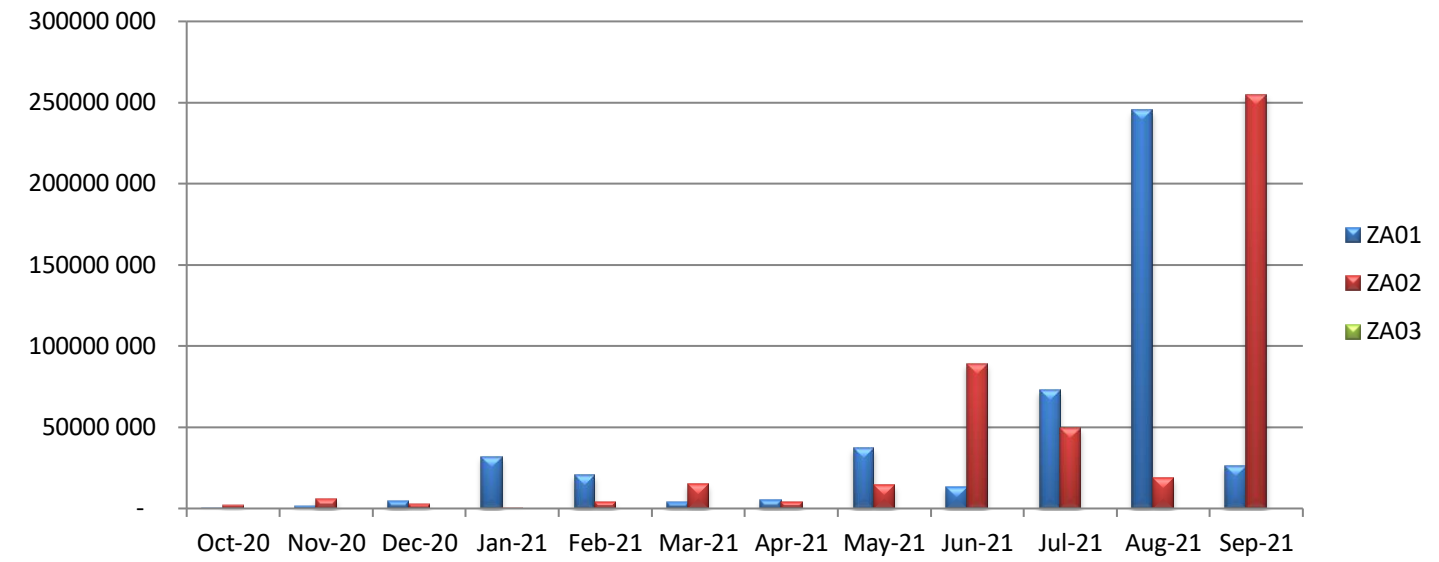
Monthly Total Order Volume Per Segment

Month	ZA01	ZA02	ZA03
Oct-20	37 875 400 066	37 071 531 355	106 441 601 660
Nov-20	44 985 949 827	42 705 287 042	106 136 824 024
Dec-20	29 114 188 455	38 558 882 858	126 615 941 998
Jan-21	30 383 511 052	28 743 487 610	111 964 001 253
Feb-21	33 147 343 260	39 271 268 026	163 869 182 549
Mar-21	38 923 317 453	67 930 227 294	183 344 308 624
Apr-21	29 407 402 075	106 153 998 947	120 072 332 416
May-21	37 466 112 617	126 765 611 524	179 320 259 697
Jun-21	30 940 641 887	97 453 112 041	46 831 509 790
Jul-21	31 033 459 145	116 460 070 138	37 387 365 157
Aug-21	31 685 934 019	117 121 897 991	43 065 542 432
Sep-21	37 801 769 934	34 620 207 519	129 226 455 461
Total	412 765 029 790	852 855 582 345	1 354 275 325 061

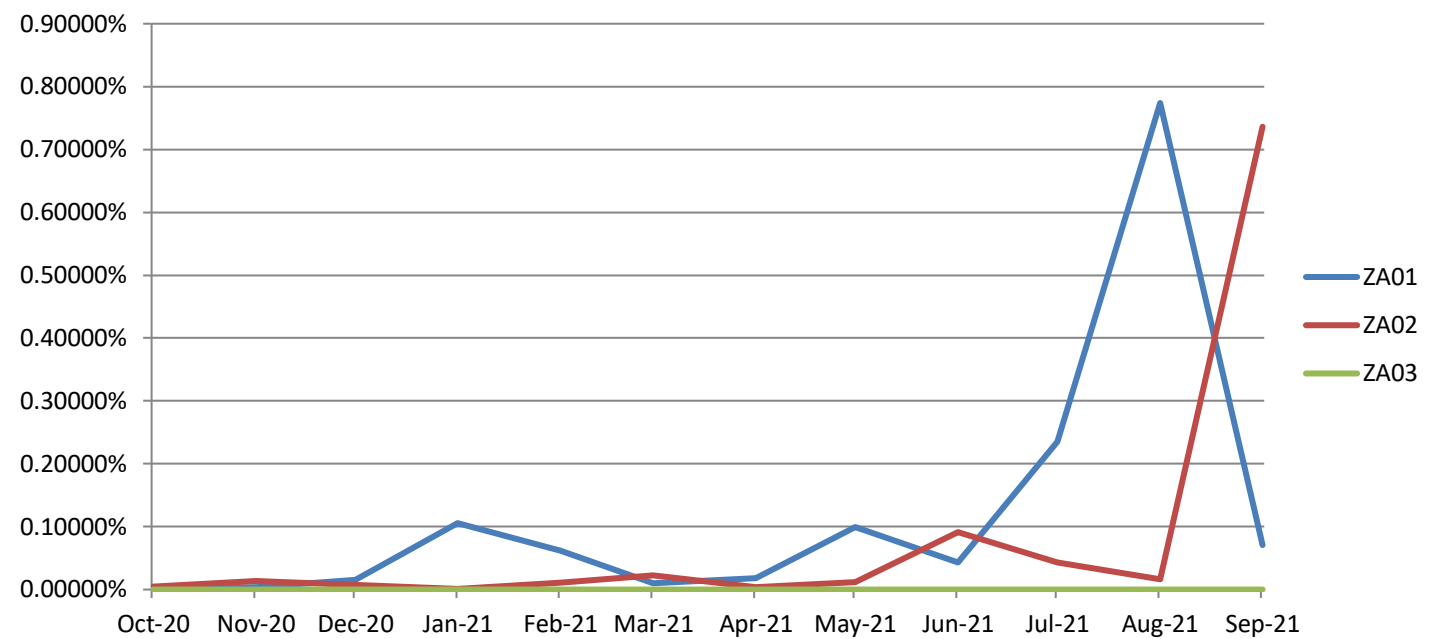
Monthly Hidden Order Volume Per Segment as a Percentage of Total Monthly Order Volume Per Segment

Month	ZA01	ZA02	ZA03
Oct-20	0.00079%	0.00486%	0.00000%
Nov-20	0.00352%	0.01371%	0.00000%
Dec-20	0.01573%	0.00725%	0.00000%
Jan-21	0.10583%	0.00097%	0.00000%
Feb-21	0.06199%	0.01095%	0.00000%
Mar-21	0.00980%	0.02222%	0.00000%
Apr-21	0.01836%	0.00396%	0.00000%
May-21	0.09910%	0.01169%	0.00000%
Jun-21	0.04272%	0.09153%	0.00000%
Jul-21	0.23513%	0.04270%	0.00000%
Aug-21	0.77397%	0.01615%	0.00000%
Sep-21	0.07039%	0.73617%	0.00000%

Monthly Hidden Order Volume Per Segment (ZAR)



Monthly Hidden Order Volume Per Segment as a Percentage of Total Monthly Order Volume Per Segment



Hidden Order Trade Consideration

Monthly Hidden Order Trade Consideration Per Segment (ZAR)

Month	ZA01	ZA02	ZA03
Oct-20	-	-	-
Nov-20	-	-	-
Dec-20	-	28 294 890	-
Jan-21	24 995 993	-	-
Feb-21	-	-	-
Mar-21	17 539 000	-	-
Apr-21	13 799 000	-	-
Jun-21	15 913 557	-	-
Aug-21	16 628 194	-	-
	-	-	-
	-	-	-
	-	-	-
Total	88 875 744	28 294 890	-

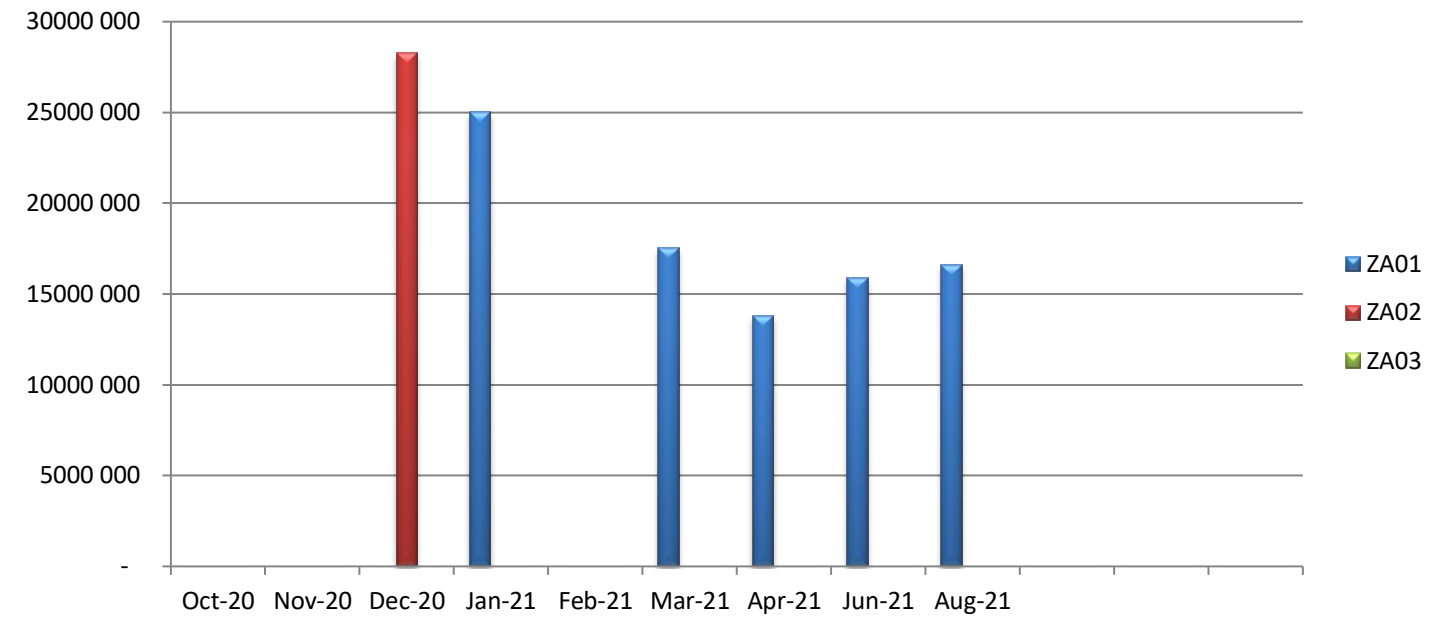
Monthly Total Order Trade Consideration Per Segment (ZAR)

Month	ZA01	ZA02	ZA03
Oct-20	611 559 910 547	126 992 793 271	2 154 979 429
Nov-20	781 296 869 098	153 028 193 492	2 530 131 674
Dec-20	659 194 456 421	110 373 582 344	3 011 384 946
Jan-21	676 965 062 421	102 837 789 483	4 007 393 742
Feb-21	752 181 898 984	140 784 891 070	4 377 569 044
Mar-21	906 125 780 928	151 753 396 863	3 471 536 114
Apr-21	552 086 135 983	97 348 874 731	2 342 824 445
Jun-21	742 234 717 933	130 023 629 991	5 119 475 737
Aug-21	1 128 933 826 492	116 868 322 980	3 868 607 670
	-	-	-
	-	-	-
	-	-	-
Total			

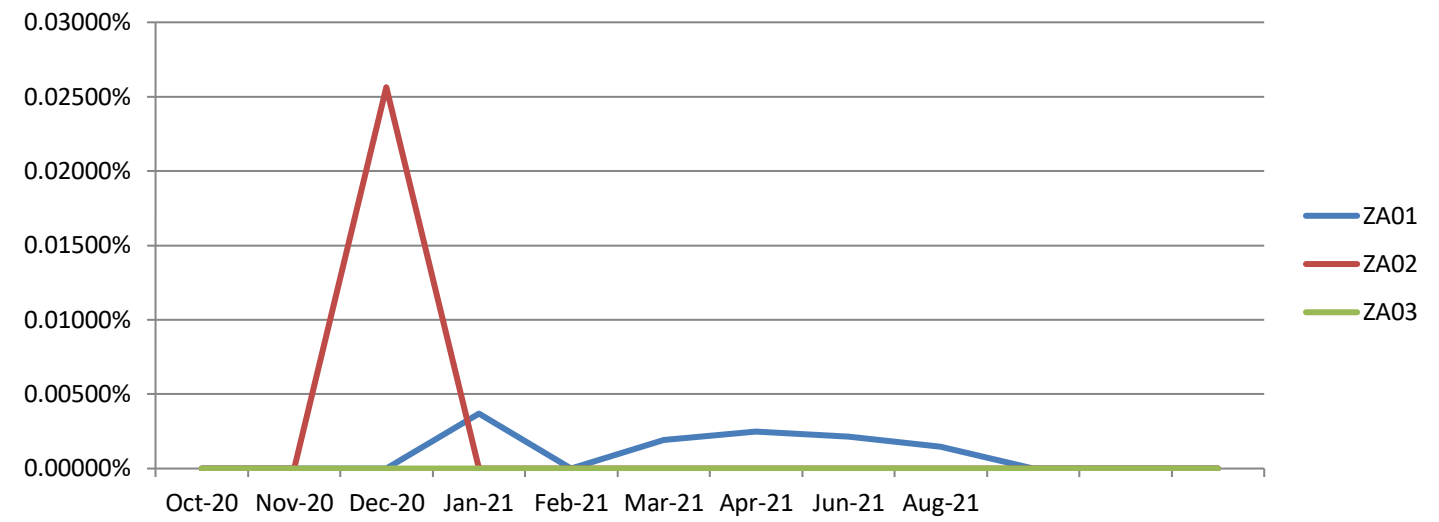
Monthly Hidden Order Trade Consideration Per Segment as a Percentage of Total Monthly Order Trade

Month	ZA01	ZA02	ZA03
Oct-20	0.00000%	0.00000%	0.00000%
Nov-20	0.00000%	0.00000%	0.00000%
Dec-20	0.00000%	0.02564%	0.00000%
Jan-21	0.00369%	0.00000%	0.00000%
Feb-21	0.00000%	0.00000%	0.00000%
Mar-21	0.00194%	0.00000%	0.00000%
Apr-21	0.00250%	0.00000%	0.00000%
Jun-21	0.00214%	0.00000%	0.00000%
Aug-21	0.00147%	0.00000%	0.00000%
	#DIV/0!	#DIV/0!	#DIV/0!
	#DIV/0!	#DIV/0!	#DIV/0!

Monthly Hidden Order Trade Consideration Per Segment (ZAR)



Monthly Hidden Order Trade Consideration Per Segment as a Percentage of Total Monthly Order Trade Consideration Per Segment



Hidden Order Trade Volume

Monthly Hidden Order Trade Volume Per Segment

Month	ZA01	ZA02	ZA03
Oct-20	-	-	-
Nov-20	-	-	-
Dec-20	-	500 000	-
Jan-21	423 625	-	-
Feb-21	-	-	-
Mar-21	200 000	-	-
Apr-21	200 000	-	-
Jun-21	9 900	-	-
Aug-21	71 088	-	-
	-	-	-
	-	-	-
	-	-	-
Total	904 613.00	500 000.00	-

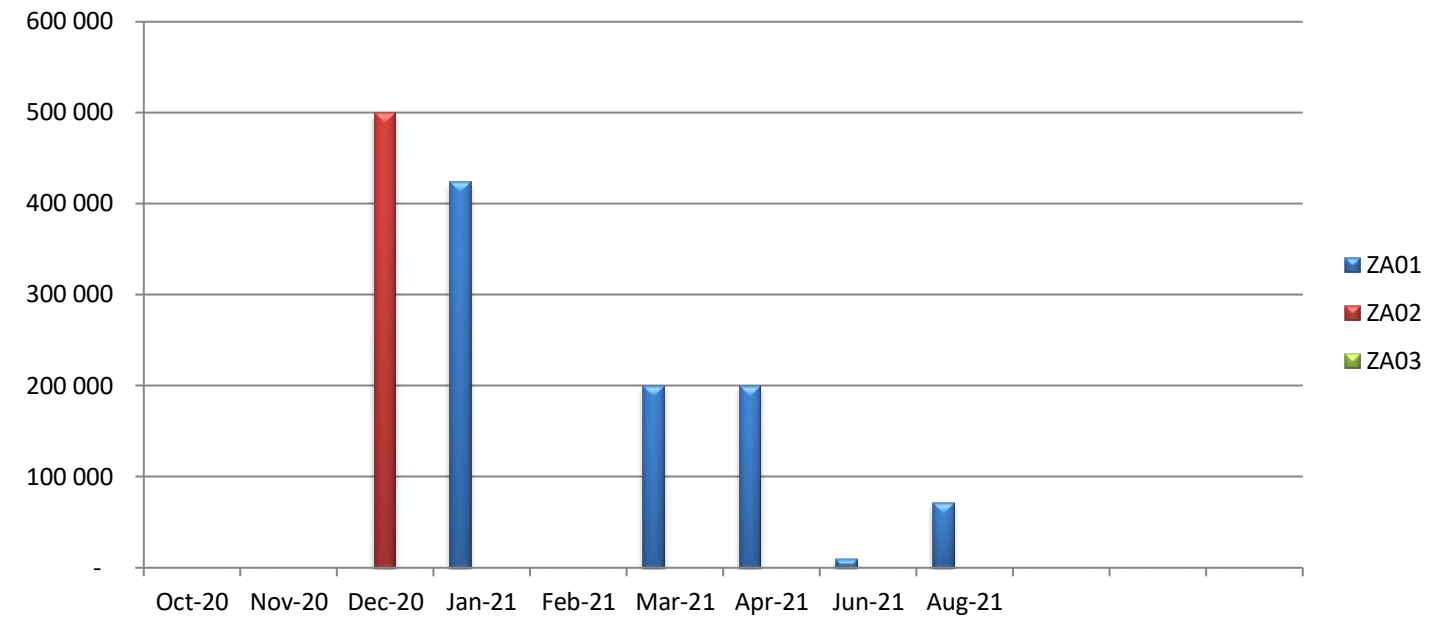
Monthly Total Order Trade Volume Per Segment (ZAR)

Month	ZA01	ZA02	ZA03
Oct-20	5 075 710 750	6 592 041 802	1 534 736 642
Nov-20	6 576 374 048	8 534 448 188	5 270 726 784
Dec-20	5 414 491 860	7 140 314 846	4 966 330 674
Jan-21	4 519 346 442	5 349 297 642	3 116 058 176
Feb-21	5 374 160 520	7 351 281 770	10 487 172 586
Mar-21	6 015 470 942	8 693 205 556	10 450 096 670
Apr-21	3 817 599 646	8 048 272 230	1 129 141 636
Jun-21	5 002 254 358	7 211 159 860	1 398 821 654
Aug-21	4 743 509 446	16 077 135 208	2 730 021 558
	-	-	-
	-	-	-
	-	-	-
Total	46 538 918 012.00	74 997 157 102.00	41 083 106 380.00

Monthly Hidden Order Trade Volume Per Segment as a Percentage of Total Monthly Order Trade Volume Per Segment

Month	ZA01	ZA02	ZA03
Oct-20	0.00000%	0.00000%	0.00000%
Nov-20	0.00000%	0.00000%	0.00000%
Dec-20	0.00000%	0.00700%	0.00000%
Jan-21	0.00937%	0.00000%	0.00000%
Feb-21	0.00000%	0.00000%	0.00000%
Mar-21	0.00332%	0.00000%	0.00000%
Apr-21	0.00524%	0.00000%	0.00000%
Jun-21	0.00020%	0.00000%	0.00000%
Aug-21	0.00150%	0.00000%	0.00000%
	#DIV/0!	#DIV/0!	#DIV/0!
	#DIV/0!	#DIV/0!	#DIV/0!

Monthly Hidden Order Trade Volume Per Segment (ZAR)



Monthly Hidden Order Trade Volume Per Segment as a Percentage of Total Monthly Order Trade Volume Per Segment

