



Hidden Order Statistic Report Hidden Order Consideration

Hidden Order and Resultant Trade Statistics as at: December 2023

Monthly Hidden Order Consideration Per Segment (ZAR)

Month	ZA01	ZA02	ZA03
Jan-23	-	-	-
Feb-23	-	-	-
Mar-23	-	-	-
Apr-23	-	-	-
May-23	-	-	-
Jun-23	-	-	-
Jul-23	-	-	-
Aug-23	-	-	-
Sep-23	-	-	-
Oct-23	-	-	-
Nov-23	-	-	-
Dec-23	-	-	-
Total	-	-	-

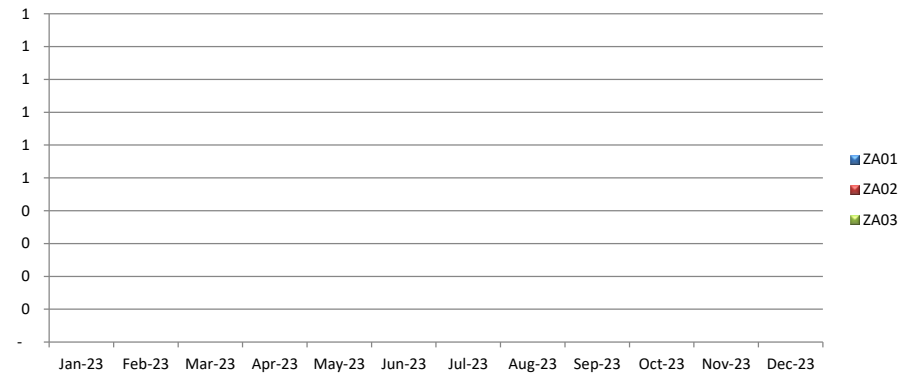
Monthly Total Order Consideration Per Segment (ZAR)

Month	ZA01	ZA02	ZA03
Jan-23	8 676 822 208 907	849 417 598 163	16 280 177 222
Feb-23	7 493 301 533 734	974 572 055 478	21 745 732 703
Mar-23	9 326 296 574 053	1 077 624 071 850	29 011 509 197
Apr-23	6 325 487 356 900	738 089 281 992	12 709 900 278
May-23	9 000 637 905 602	940 138 952 583	19 919 066 148
Jun-23	7 818 669 343 719	815 546 024 737	20 277 060 887
Jul-23	6 163 688 389 193	701 929 051 374	18 314 924 651
Aug-23	6 405 494 801 935	787 567 411 263	33 061 522 643
Sep-23	5 271 508 446 942	771 290 459 594	17 937 382 452
Oct-23	6 185 346 826 471	804 004 400 707	22 327 211 590
Nov-23	6 126 439 930 904	858 677 729 881	15 932 757 683
Dec-23	4 874 898 983 525	713 159 435 130	14 947 207 329
Total	83 668 592 301 884	10 032 016 472 750	242 464 452 783

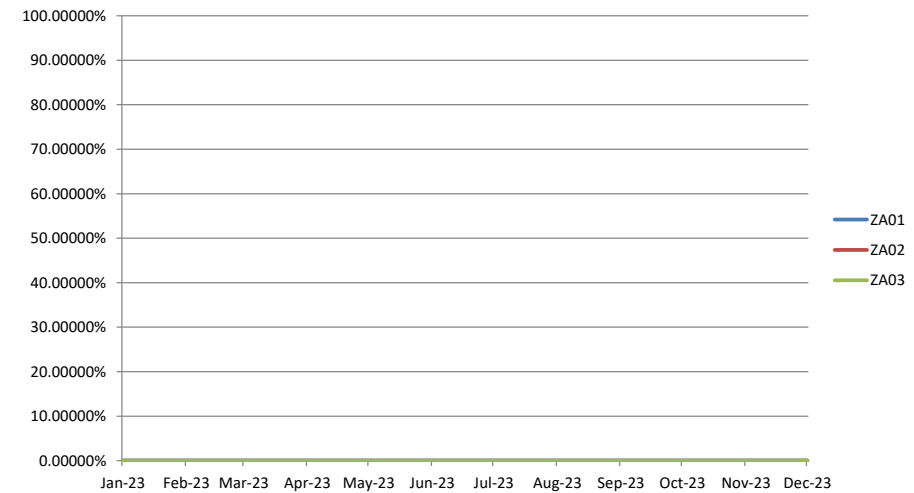
Monthly Hidden Order Consideration Per Segment as a Percentage of Total Monthly Order Consideration Per Segment

Month	ZA01	ZA02	ZA03
Jan-23	0.00000%	0.00000%	0.00000%
Feb-23	0.00000%	0.00000%	0.00000%
Mar-23	0.00000%	0.00000%	0.00000%
Apr-23	0.00000%	0.00000%	0.00000%
May-23	0.00000%	0.00000%	0.00000%
Jun-23	0.00000%	0.00000%	0.00000%
Jul-23	0.00000%	0.00000%	0.00000%
Aug-23	0.00000%	0.00000%	0.00000%
Sep-23	0.00000%	0.00000%	0.00000%
Oct-23	0.00000%	0.00000%	0.00000%
Nov-23	0.00000%	0.00000%	0.00000%
Dec-23	0.00000%	0.00000%	0.00000%
Total			

Monthly Hidden Order Consideration Per Segment (ZAR)



Monthly Hidden Order Consideration Per Segment as a Percentage of Total Monthly Order Consideration Per Segment



Hidden Order Volume

Monthly Hidden Order Volume Per Segment

Month	ZA01	ZA02	ZA03
Jan-23	189 395 267	20 469 939 178	-
Feb-23	6 011 289 945	50 943 837 019	-
Mar-23	3 347 106 843	45 008 495 889	-
Apr-23	1 165 828 607	6 228 422 661	-
May-23	723 051 884	31 548 222 311	-
Jun-23	1 451 013 688	12 524 650 887	1 521 261 533
Jul-23	4 808 245 503	54 554 280 838	210 800 000
Aug-23	4 852 485 289	135 346 487 623	81 307 234 378
Sep-23	1 679 831 931	38 264 999 765	16 509 628 884
Oct-23	1 554 009 546	35 899 950 851	-
Nov-23	2 352 729 991	128 867 263 492	9 930 000 000
Dec-23	6 176 875 883	17 375 589 477	-
Total	34 311 864 377	577 032 139 991	109 478 924 795

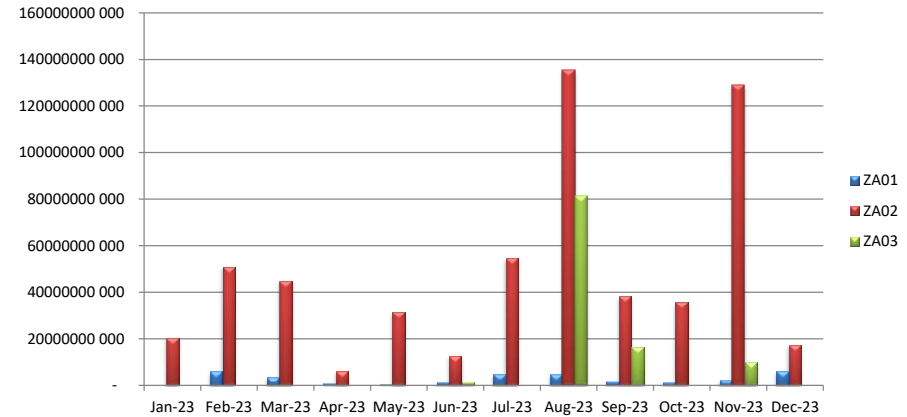
Monthly Total Order Volume Per Segment

Month	ZA01	ZA02	ZA03
Jan-23	30 772 346 159	44 431 260 774	58 451 359 555
Feb-23	36 123 112 051	79 225 097 147	52 703 514 082
Mar-23	43 345 404 180	81 673 293 866	26 618 685 858
Apr-23	25 727 781 336	30 830 238 674	6 664 000 487
May-23	31 372 278 845	63 554 281 108	7 524 467 317
Jun-23	29 969 048 505	42 486 685 867	11 344 181 928
Jul-23	29 979 258 847	79 472 357 412	9 260 469 406
Aug-23	33 688 771 472	162 408 310 782	97 776 337 383
Sep-23	28 048 555 253	69 617 151 765	27 074 071 066
Oct-23	31 832 458 066	67 065 498 557	10 966 238 802
Nov-23	35 165 469 365	154 779 723 368	19 948 503 370
Dec-23	29 251 020 386	38 274 904 089	8 118 268 899
Total	385 275 504 465	913 818 803 409	336 450 098 153

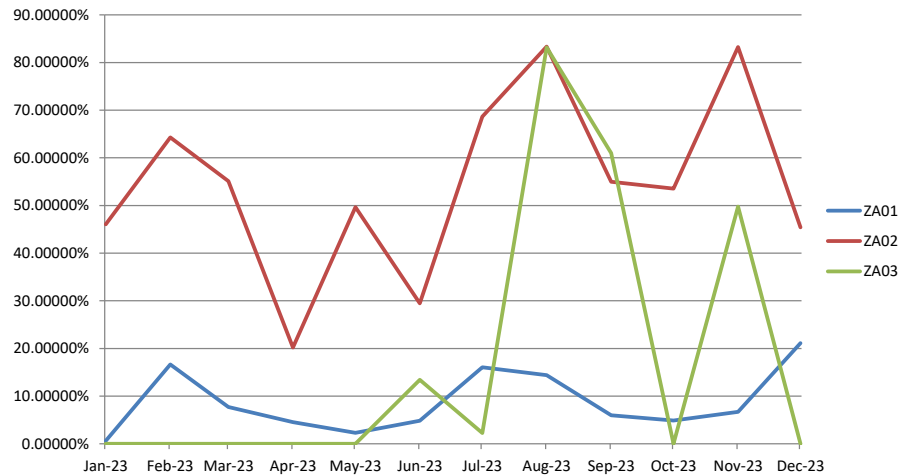
Monthly Hidden Order Volume Per Segment as a Percentage of Total Monthly Order Volume Per Segment

Month	ZA01	ZA02	ZA03
Jan-23	0.61547%	46.07103%	0.00000%
Feb-23	16.64112%	64.30265%	0.00000%
Mar-23	7.72194%	55.10797%	0.00000%
Apr-23	4.53140%	20.20232%	0.00000%
May-23	2.30475%	49.63981%	0.00000%
Jun-23	4.84171%	29.47900%	13.41006%
Jul-23	16.03857%	68.64561%	2.27634%
Aug-23	14.40387%	83.33717%	83.15635%
Sep-23	5.98901%	54.96490%	60.97948%
Oct-23	4.88184%	53.52969%	0.00000%
Nov-23	6.69046%	83.25849%	49.77817%
Dec-23	21.11679%	45.39682%	0.00000%

Monthly Hidden Order Volume Per Segment (ZAR)



Monthly Hidden Order Volume Per Segment as a Percentage of Total Monthly Order Volume Per Segment



Hidden Order Trade Consideration

Monthly Hidden Order Trade Consideration Per Segment (ZAR)

Month	ZA01	ZA02	ZA03
Feb-23	29 714 871	10 520 772	-
Mar-23	58 882 673	-	-
Apr-23	24 990 061	-	-
May-23	68 482 782	-	-
Jun-23	70 278 137	14 268 972	-
Jul-23	13 667 000	23 088 073	-
Aug-23	178 123 149	-	-
Sep-23	65 849 333	-	-
Oct-23	50 186 988	-	-
Nov-23	14 209 080	-	-
Dec-23	-	11 997 938	-
Total	574 384 075	59 875 755	-

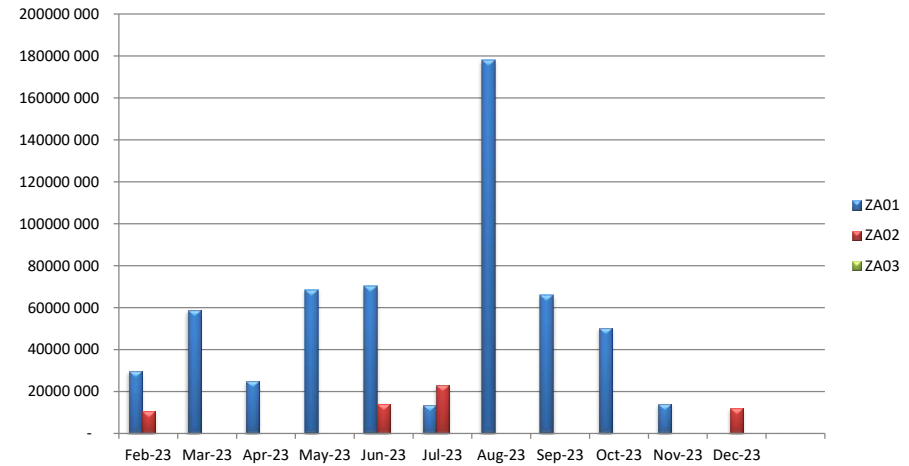
Monthly Total Order Trade Consideration Per Segment (ZAR)

Month	ZA01	ZA02	ZA03
Feb-23	633 050 900 583	145 420 153 746	2 413 359 939
Mar-23	938 996 944 643	156 710 677 340	3 072 284 144
Apr-23	561 872 776 295	91 787 080 295	1 493 305 542
May-23	782 949 399 630	140 253 041 066	2 732 215 333
Jun-23	884 834 723 529	128 295 208 750	2 156 322 069
Jul-23	578 208 746 674	94 506 215 659	2 188 996 383
Aug-23	671 118 563 651	117 743 400 492	2 080 142 587
Sep-23	630 379 482 289	122 293 525 534	1 952 949 782
Oct-23	554 418 386 014	108 333 617 047	1 752 573 894
Nov-23	630 566 869 872	124 010 383 472	2 124 924 941
Dec-23	576 934 798 981	80 736 883 439	2 059 112 948
Total	-	-	-

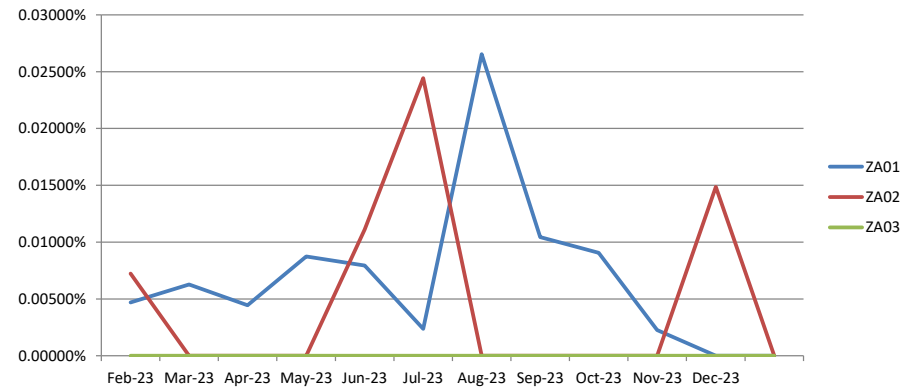
Monthly Hidden Order Trade Consideration Per Segment as a Percentage of Total Monthly Order Trade

Month	ZA01	ZA02	ZA03
Feb-23	0.00469%	0.00723%	0.00000%
Mar-23	0.00627%	0.00000%	0.00000%
Apr-23	0.00445%	0.00000%	0.00000%
May-23	0.00875%	0.00000%	0.00000%
Jun-23	0.00794%	0.01112%	0.00000%
Jul-23	0.00236%	0.02443%	0.00000%
Aug-23	0.02654%	0.00000%	0.00000%
Sep-23	0.01045%	0.00000%	0.00000%
Oct-23	0.00905%	0.00000%	0.00000%
Nov-23	0.00225%	0.00000%	0.00000%
Dec-23	0.00000%	0.01486%	0.00000%

Monthly Hidden Order Trade Consideration Per Segment (ZAR)



Monthly Hidden Order Trade Consideration Per Segment as a Percentage of Total Monthly Order Trade Consideration Per Segment



Hidden Order Trade Volume

Monthly Hidden Order Trade Volume Per Segment

Month	ZA01	ZA02	ZA03
Feb-23	707 834	75 361	-
Mar-23	295 841	-	-
Apr-23	196 656	-	-
May-23	466 903	-	-
Jun-23	550 948	713 627	-
Jul-23	200 000	415 194	-
Aug-23	1 406 466	-	-
Sep-23	713 822	-	-
Oct-23	648 995	-	-
Nov-23	71 687	-	-
Dec-23	-	59 359	-
	-	-	-
Total	5 259 152.00	1 263 541.00	-

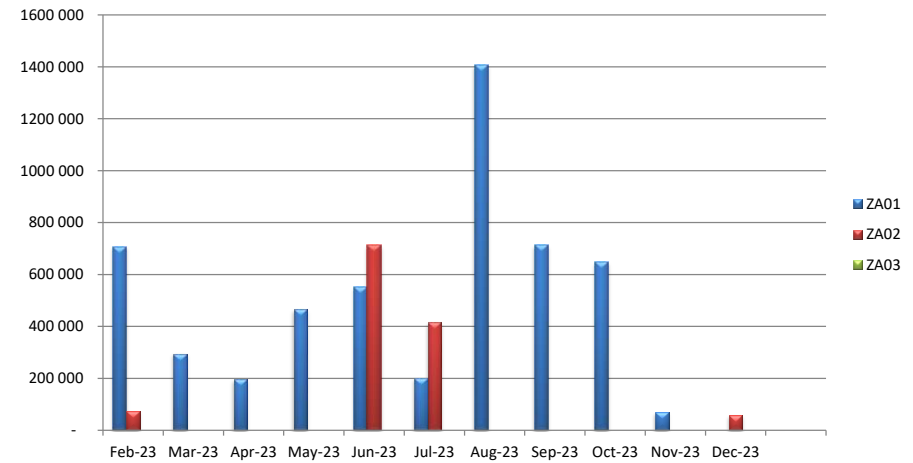
Monthly Total Order Trade Volume Per Segment (ZAR)

Month	ZA01	ZA02	ZA03
Feb-23	3 931 496 358	5 599 467 046	1 226 266 580
Mar-23	6 134 112 670	6 941 989 040	833 464 446
Apr-23	3 501 471 124	4 274 723 286	623 170 400
May-23	4 853 053 388	6 495 779 764	863 358 602
Jun-23	5 205 462 374	5 792 776 246	1 054 632 360
Jul-23	3 764 878 152	4 100 559 286	882 666 446
Aug-23	4 660 395 096	4 379 991 940	1 057 626 122
Sep-23	4 883 530 916	5 078 967 158	895 268 022
Oct-23	4 930 856 018	4 458 302 390	836 124 556
Nov-23	6 430 858 416	5 232 074 168	1 003 073 670
Dec-23	4 055 440 174	3 318 922 218	844 996 900
	-	-	-
Total	52 351 554 686.00	55 673 552 542.00	10 120 648 104.00

Monthly Hidden Order Trade Volume Per Segment as a Percentage of Total Monthly Order Trade Volume Per

Month	ZA01	ZA02	ZA03
Feb-23	0.01800%	0.00135%	0.00000%
Mar-23	0.00482%	0.00000%	0.00000%
Apr-23	0.00562%	0.00000%	0.00000%
May-23	0.00962%	0.00000%	0.00000%
Jun-23	0.01058%	0.01232%	0.00000%
Jul-23	0.00531%	0.01013%	0.00000%
Aug-23	0.03018%	0.00000%	0.00000%
Sep-23	0.01462%	0.00000%	0.00000%
Oct-23	0.01316%	0.00000%	0.00000%
Nov-23	0.00111%	0.00000%	0.00000%
Dec-23	0.00000%	0.00179%	0.00000%

Monthly Hidden Order Trade Volume Per Segment (ZAR)



Monthly Hidden Order Trade Volume Per Segment as a Percentage of Total Monthly Order Trade Volume Per Segment

