



**Hidden Order Statistic Report  
Hidden Order Consideration**

Hidden Order and Resultant Trade Statistics as at: June 2021  
Monthly Hidden Order Consideration Per Segment (ZAR)

Month	ZA01	ZA02	ZA03
Jul-20	-	-	-
Aug-20	-	-	-
Sep-20	-	-	-
Oct-20	-	-	-
Nov-20	-	-	-
Dec-20	-	-	-
Jan-21	-	-	-
Feb-21	-	-	-
Mar-21	-	-	-
Apr-21	-	-	-
May-21	-	-	-
Jun-21	-	-	-
<b>Total</b>	-	-	-


Monthly Total Order Consideration Per Segment (ZAR)

Month	ZA01	ZA02	ZA03
Jul-20	7 336 127 290 322	1 717 057 759 102	22 708 926 239
Aug-20	6 877 479 213 792	1 701 847 786 478	273 994 382 214
Sep-20	7 300 020 397 645	1 576 826 257 296	100 850 793 725
Oct-20	7 222 265 330 768	1 314 055 022 028	35 685 967 569
Nov-20	8 693 149 930 351	1 576 148 710 110	19 677 825 749
Dec-20	5 507 251 596 882	1 091 834 711 641	25 229 780 549
Jan-21	6 682 650 478 461	964 568 676 405	368 679 965 253
Feb-21	7 546 176 239 586	1 266 249 568 205	846 216 365 567
Mar-21	9 432 362 111 293	1 490 978 042 642	37 164 258 517
Apr-21	7 328 815 221 249	1 035 100 256 124	20 738 618 865
May-21	9 378 623 079 766	1 452 670 954 348	18 785 507 109
Jun-21	7 124 105 829 289	1 321 313 202 919	31 951 876 660
<b>Total</b>	<b>90 429 026 719 403</b>	<b>16 508 650 947 297</b>	<b>1 801 684 268 018</b>

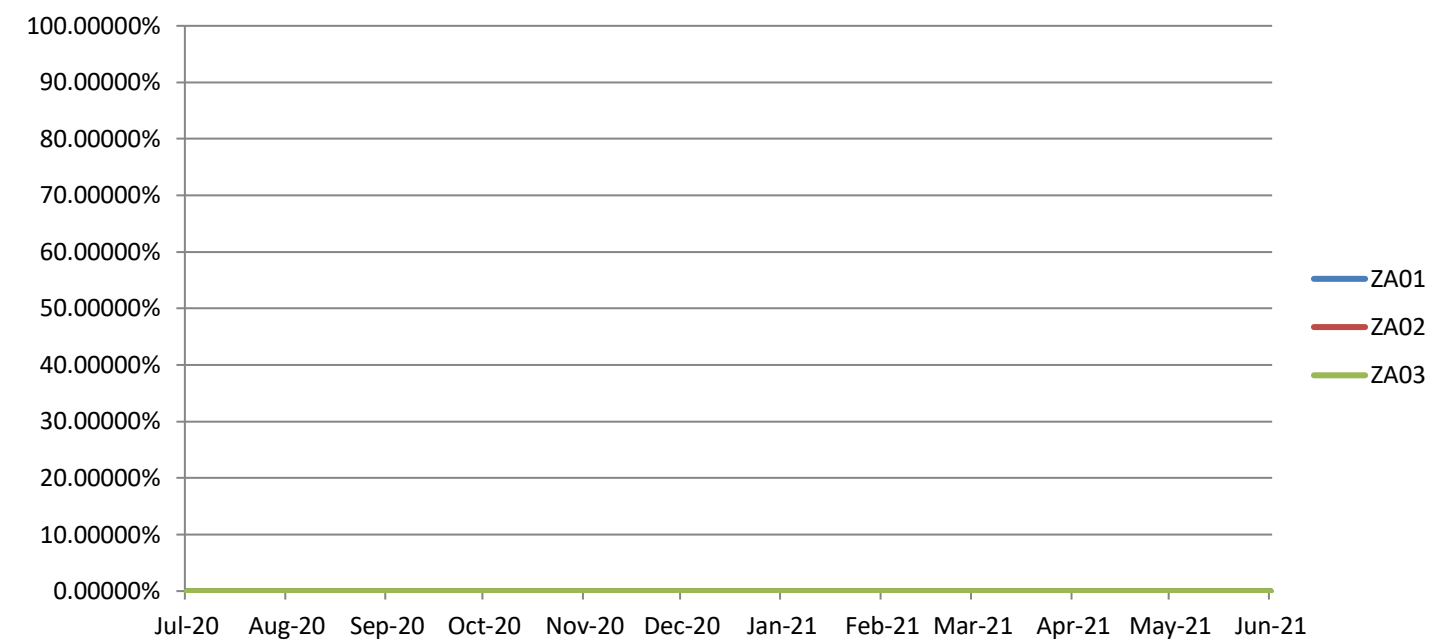
Monthly Hidden Order Consideration Per Segment as a Percentage of Total Monthly Order Consideration Per Segment

Month	ZA01	ZA02	ZA03
Jul-20	0.00000%	0.00000%	0.00000%
Aug-20	0.00000%	0.00000%	0.00000%
Sep-20	0.00000%	0.00000%	0.00000%
Oct-20	0.00000%	0.00000%	0.00000%
Nov-20	0.00000%	0.00000%	0.00000%
Dec-20	0.00000%	0.00000%	0.00000%
Jan-21	0.00000%	0.00000%	0.00000%
Feb-21	0.00000%	0.00000%	0.00000%
Mar-21	0.00000%	0.00000%	0.00000%
Apr-21	0.00000%	0.00000%	0.00000%
May-21	0.00000%	0.00000%	0.00000%
Jun-21	0.00000%	0.00000%	0.00000%
<b>Total</b>			

**Monthly Hidden Order Consideration Per Segment (ZAR)**



**Monthly Hidden Order Consideration Per Segment as a Percentage of Total Monthly Order Consideration Per Segment**



## Hidden Order Volume

Monthly Hidden Order Volume Per Segment

Month	ZA01	ZA02	ZA03
Jul-20	1 018 245	3 437 000	-
Aug-20	191 762 151	6 700 000	17 200 000
Sep-20	77 297 917	17 325 113	-
Oct-20	300 000	1 800 000	-
Nov-20	1 583 213	5 855 774	-
Dec-20	4 578 281	2 794 529	-
Jan-21	32 153 605	280 000	-
Feb-21	20 548 142	4 300 000	-
Mar-21	3 814 806	15 095 587	-
Apr-21	5 399 219	4 200 000	-
May-21	37 127 814	14 824 660	-
Jun-21	13 216 638	89 196 029	-
<b>Total</b>	<b>388 800 031</b>	<b>165 808 692</b>	<b>17 200 000</b>

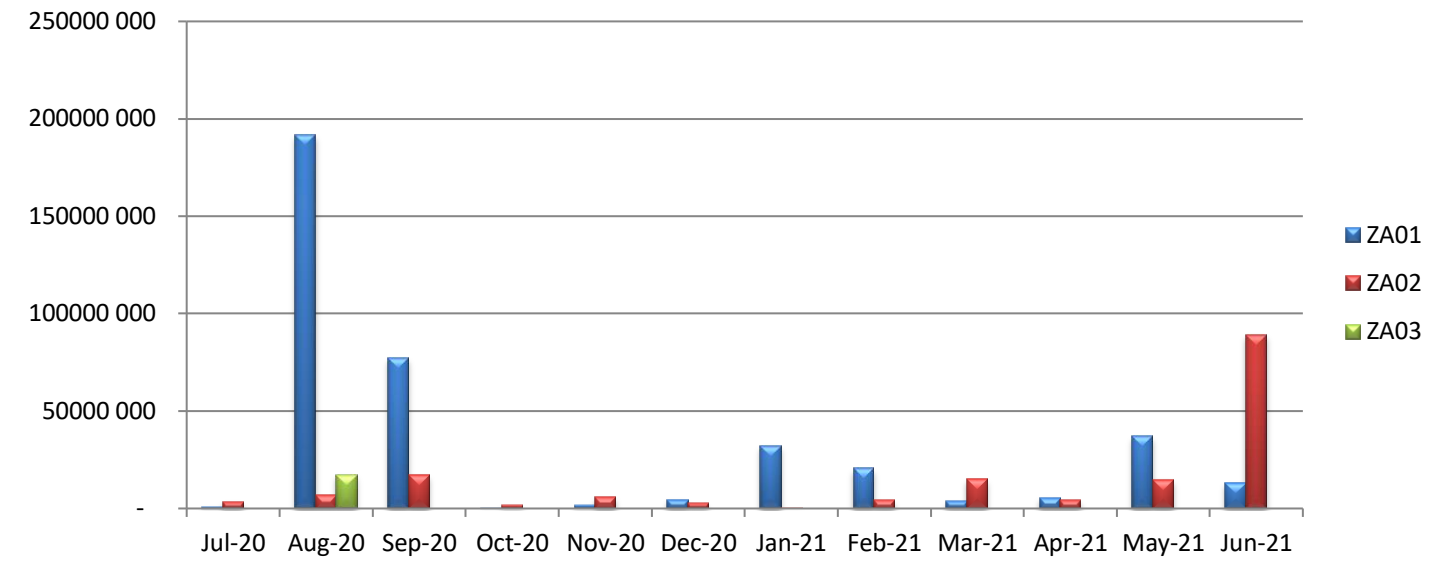
Monthly Total Order Volume Per Segment

Month	ZA01	ZA02	ZA03
Jul-20	40 829 155 330	40 498 180 060	85 812 158 794
Aug-20	35 601 906 853	37 973 467 549	96 270 719 127
Sep-20	40 155 453 739	40 739 827 865	108 393 960 204
Oct-20	37 875 400 066	37 071 531 355	106 441 601 660
Nov-20	44 985 949 827	42 705 287 042	106 136 824 024
Dec-20	29 114 188 455	38 558 882 858	126 615 941 998
Jan-21	30 383 511 052	28 743 487 610	111 964 001 253
Feb-21	33 147 343 260	39 271 268 026	163 869 182 549
Mar-21	38 923 317 453	67 930 227 294	183 344 308 624
Apr-21	29 407 402 075	106 153 998 947	120 072 332 416
May-21	37 466 112 617	126 765 611 524	179 320 259 697
Jun-21	30 940 641 887	97 453 112 041	46 831 509 790
<b>Total</b>	<b>428 830 382 614</b>	<b>703 864 882 171</b>	<b>1 435 072 800 136</b>

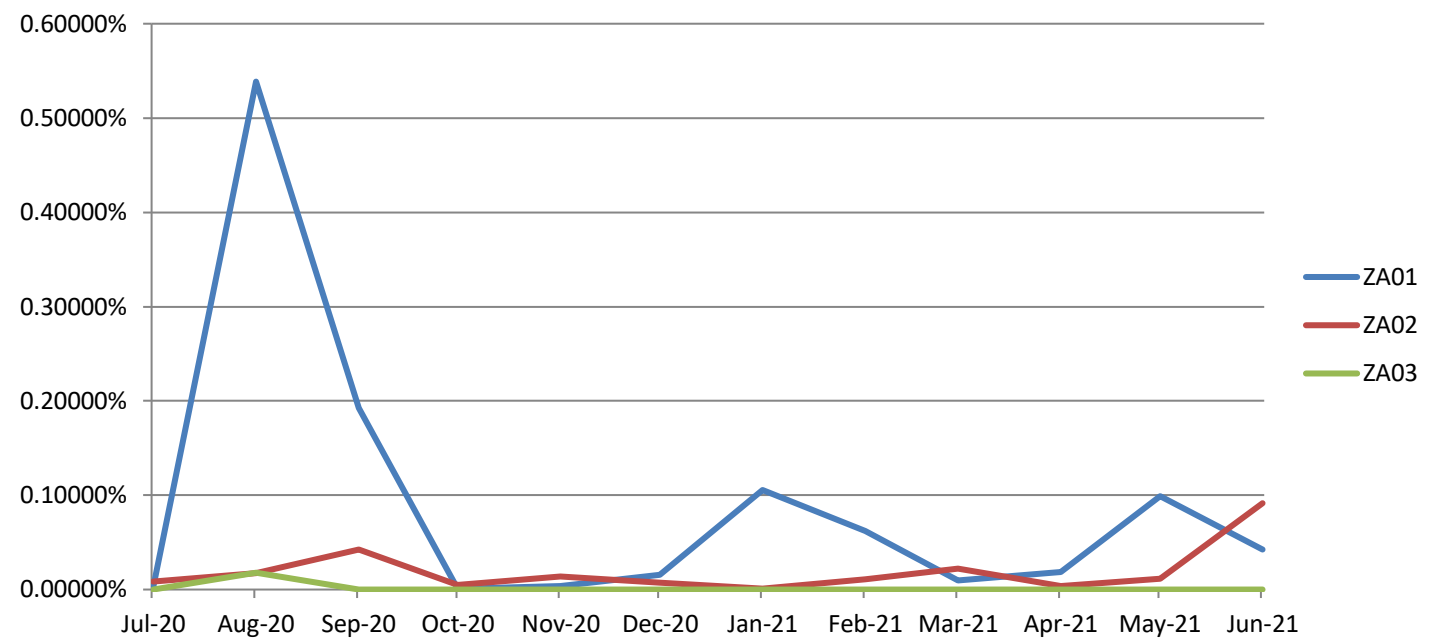
Monthly Hidden Order Volume Per Segment as a Percentage of Total Monthly Order Volume Per Segment

Month	ZA01	ZA02	ZA03
Jul-20	0.00249%	0.00849%	0.00000%
Aug-20	0.53863%	0.01764%	0.01787%
Sep-20	0.19250%	0.04253%	0.00000%
Oct-20	0.00079%	0.00486%	0.00000%
Nov-20	0.00352%	0.01371%	0.00000%
Dec-20	0.01573%	0.00725%	0.00000%
Jan-21	0.10583%	0.00097%	0.00000%
Feb-21	0.06199%	0.01095%	0.00000%
Mar-21	0.00980%	0.02222%	0.00000%
Apr-21	0.01836%	0.00396%	0.00000%
May-21	0.09910%	0.01169%	0.00000%
Jun-21	0.04272%	0.09153%	0.00000%

Monthly Hidden Order Volume Per Segment (ZAR)



Monthly Hidden Order Volume Per Segment as a Percentage of Total Monthly Order Volume Per Segment



Hidden Order Trade Consideration

Monthly Hidden Order Trade Consideration Per Segment (ZAR)

Month	ZA01	ZA02	ZA03
Jul-20	-	-	-
Aug-20	-	-	-
Sep-20	50 378 260	-	-
Oct-20	-	-	-
Nov-20	-	-	-
Dec-20	-	28 294 890	-
Jan-21	24 995 993	-	-
Feb-21	-	-	-
Mar-21	17 539 000	-	-
Apr-21	13 799 000	-	-
Jun-21	15 913 557	-	-
<b>Total</b>	<b>122 625 810</b>	<b>28 294 890</b>	-

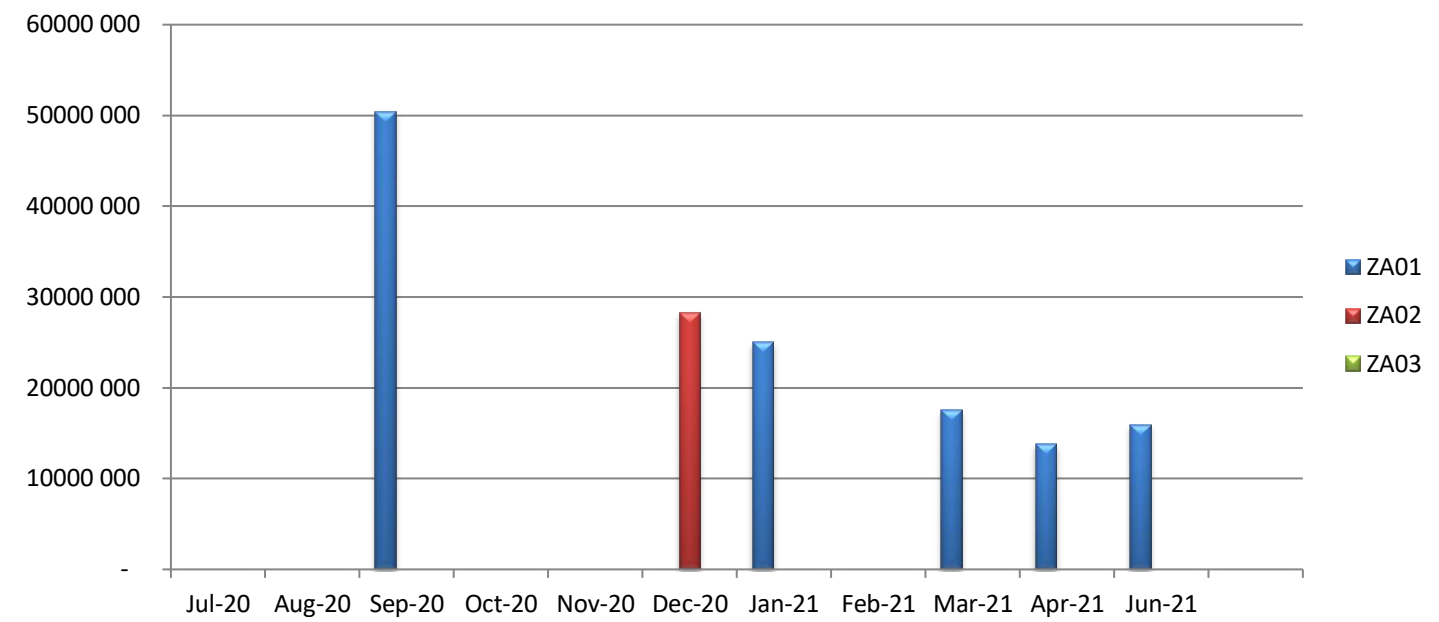
Monthly Total Order Trade Consideration Per Segment (ZAR)

Month	ZA01	ZA02	ZA03
Jul-20	684 966 596 774	147 360 277 677	2 637 099 629
Aug-20	658 792 334 298	154 247 754 996	2 021 667 656
Sep-20	752 061 919 593	134 761 276 616	2 211 005 815
Oct-20	611 559 910 547	126 992 793 271	2 154 979 429
Nov-20	781 296 869 098	153 028 193 492	2 530 131 674
Dec-20	659 194 456 421	110 373 582 344	3 011 384 946
Jan-21	676 965 062 421	102 837 789 483	4 007 393 742
Feb-21	752 181 898 984	140 784 891 070	4 377 569 044
Mar-21	906 125 780 928	151 753 396 863	3 471 536 114
Apr-21	552 086 135 983	97 348 874 731	2 342 824 445
Jun-21	742 234 717 933	130 023 629 991	5 119 475 737
<b>Total</b>	-	-	-

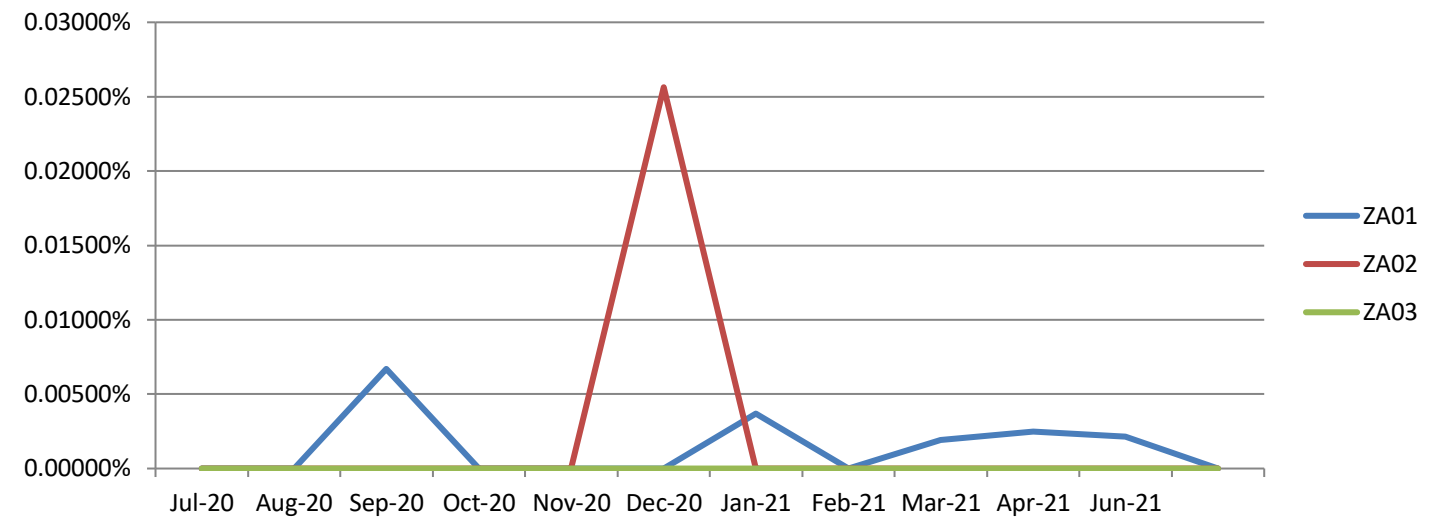
Monthly Hidden Order Trade Consideration Per Segment as a Percentage of Total Monthly Order Trade

Month	ZA01	ZA02	ZA03
Jul-20	0.00000%	0.00000%	0.00000%
Aug-20	0.00000%	0.00000%	0.00000%
Sep-20	0.00670%	0.00000%	0.00000%
Oct-20	0.00000%	0.00000%	0.00000%
Nov-20	0.00000%	0.00000%	0.00000%
Dec-20	0.00000%	0.02564%	0.00000%
Jan-21	0.00369%	0.00000%	0.00000%
Feb-21	0.00000%	0.00000%	0.00000%
Mar-21	0.00194%	0.00000%	0.00000%
Apr-21	0.00250%	0.00000%	0.00000%
Jun-21	0.00214%	0.00000%	0.00000%

Monthly Hidden Order Trade Consideration Per Segment (ZAR)



Monthly Hidden Order Trade Consideration Per Segment as a Percentage of Total Monthly Order Trade Consideration Per Segment



## Hidden Order Trade Volume

Monthly Hidden Order Trade Volume Per Segment

Month	ZA01	ZA02	ZA03
Jul-20	-	-	-
Aug-20	-	-	-
Sep-20	1 012 357	-	-
Oct-20	-	-	-
Nov-20	-	-	-
Dec-20	-	500 000	-
Jan-21	423 625	-	-
Feb-21	-	-	-
Mar-21	200 000	-	-
Apr-21	200 000	-	-
Jun-21	9 900	-	-
<b>Total</b>	<b>1 845 882.00</b>	<b>500 000.00</b>	<b>-</b>

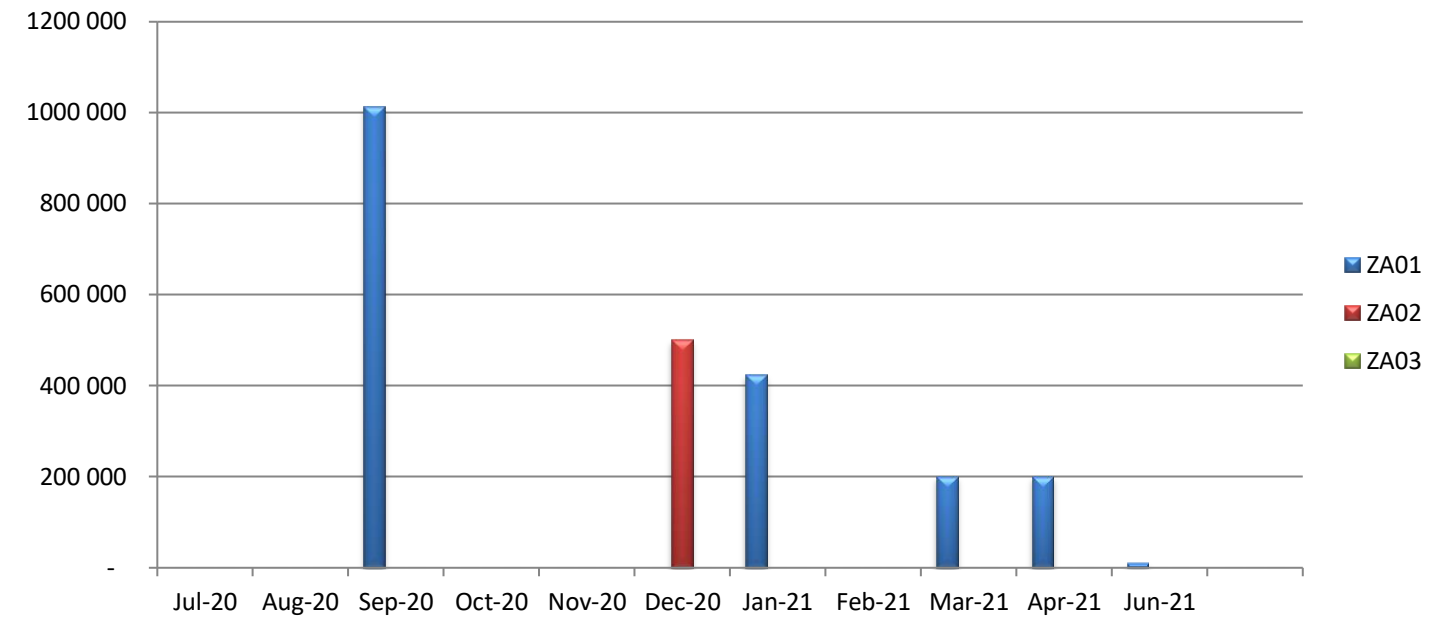
Monthly Total Order Trade Volume Per Segment (ZAR)

Month	ZA01	ZA02	ZA03
Jul-20	6 251 236 138	6 599 052 350	2 386 167 786
Aug-20	5 150 086 520	6 167 234 262	2 898 010 864
Sep-20	6 738 301 950	7 214 105 054	2 115 590 224
Oct-20	5 075 710 750	6 592 041 802	1 534 736 642
Nov-20	6 576 374 048	8 534 448 188	5 270 726 784
Dec-20	5 414 491 860	7 140 314 846	4 966 330 674
Jan-21	4 519 346 442	5 349 297 642	3 116 058 176
Feb-21	5 374 160 520	7 351 281 770	10 487 172 586
Mar-21	6 015 470 942	8 693 205 556	10 450 096 670
Apr-21	3 817 599 646	8 048 272 230	1 129 141 636
Jun-21	5 002 254 358	7 211 159 860	1 398 821 654
<b>Total</b>	<b>59 935 033 174.00</b>	<b>78 900 413 560.00</b>	<b>45 752 853 696.00</b>

Monthly Hidden Order Trade Volume Per Segment as a Percentage of Total Monthly Order Trade Volume Per

Month	ZA01	ZA02	ZA03
Jul-20	0.00000%	0.00000%	0.00000%
Aug-20	0.00000%	0.00000%	0.00000%
Sep-20	0.01502%	0.00000%	0.00000%
Oct-20	0.00000%	0.00000%	0.00000%
Nov-20	0.00000%	0.00000%	0.00000%
Dec-20	0.00000%	0.00700%	0.00000%
Jan-21	0.00937%	0.00000%	0.00000%
Feb-21	0.00000%	0.00000%	0.00000%
Mar-21	0.00332%	0.00000%	0.00000%
Apr-21	0.00524%	0.00000%	0.00000%
Jun-21	0.00020%	0.00000%	0.00000%

Monthly Hidden Order Trade Volume Per Segment (ZAR)



Monthly Hidden Order Trade Volume Per Segment as a Percentage of Total Monthly Order Trade Volume Per Segment

